

Worksurfaces

XWR / THWR XWD / THWD XWT / THWT XWCT / THWC XWMQ / CTQM

Available Edge Trim Style, if applicable: 6 Straight Trim, 9 Flintwood Flat Trim

Available Corner Detail, if applicable: S Standard (for trim style 6 or 9), R Radius (for trim style 6 only)

*** = Shaded products are excluded from the Xpress program.

Supports

Legs

Standard C-Leg (C) T-Leg (T) Arched C-Leg (C) T-Leg (T) C-Leg (C) T-Leg (T) Slender C-Leg (C) T-Leg (T) C-Leg (C) T-Leg (T) Post

Thesis Standard Height (29) ADA Height (33)

Available Casters/Levelers if applicable: L Levelers, C Casters

Available Caster/Leveler if applicable: L Leveler, C Caster

F29 Fixed Height ASR Height Adjust. – Standard Range F29 Fixed Height ASR Height Adjust. – Standard Range F29 Fixed Height

XSLD /CTCL D XSLA /CTCL A XSLD /CTTL D XSLA /CTTL A XSLS /CTCL S XSLS /CTTL S XSPS /CTPL

C Casters F/P/S Levelers – Glides XSPA /THCLA

Tables

Flip-Top Tables

Standard Legs C-Leg (C) T-Leg (T) Arched Legs C-Leg (C) only Slender Legs C-Leg (C) T-Leg (T) Kupp Legs Thesis Legs

XTFTD /CTFT D XTFTA /CTFT A XTFTS /CTFT S XTFTK /NEW XTFAS /THFRS XTFAG /THFRG

N Non Magnetic M Magnetic

Available Casters only Available Glass Finish, if applicable: Back-Painted

Available Corner Detail, if applicable: S Standard (for trim style 6 or 9), R Radius (for trim style 6 only)

Folding Tables

Standard Legs C-Leg (C) T-Leg (T) Arched Legs C-Leg (C) T-Leg (T) Slender Legs C-Leg (C) T-Leg (T) Lightweight Folding Tables: Standard Legs C-Leg (C) T-Leg (T), Arched Legs C-Leg (C) T-Leg (T), Slender Legs C-Leg (C) T-Leg (T)

XTFSD /CTFL D XTFSA /CTFL A XTFSS /CTFL S XTFLD /CTLF D XTFLA /CTLF A XTFLS /CTLF S

Available Casters/Levelers if applicable: L Levelers, C Casters

Mobile Trolley **High Tables** **Hub Tables**

Single-Sided 36" or 42" h Thesis Legs Team Single-Sided 29" h 36" or 42" h 29" h 36" or 42" h Double-Sided 29" h 36" or 42" h

F/P/S Levelers – Glides F/P/S Levelers – Glides F Full-Height – No Cable Pass-Through G Full-Height – With Cable Pass-Through W Wall-Access H Half-Height

XTMT /CTMT XTHAS /THTS XTHAD /THTD XTHS /THHS XTHD /THHD

This symbol is used for products designed for people with reduced mobility (Products comply with Americans with Disabilities Act (ADA))

Available Edge Trim Style, if applicable: 6 Straight Trim, 9 Flintwood Flat Trim

Instructor

Instructor Work. Thesis Leg (A) **Instructor Desk** **Instructor Desk with Fixed Lectern** **Lectern Podium**

Available Corner Detail, if applicable: S Standard (for trim style 6 or 9), R Radius (for trim style 6 only)

XTPW /THPR XTPD /THPD XTPT /THPT XTPL /THPL

M Mobile (Shown) S Stationary

Table Accessories

Modesty Panels

For Worksurfaces only Solid Metal For Flip-Top Tables only Solid Metal For Kupp Flip-Top Table only Solid Smooth Felt

Without Built-In Cable Tray Available Embossed Patterns if applicable: 201 Square Solo, 401 Dot Solo

C With Built-In Cable Tray W Without Built-In Cable Tray C With Built-In Cable Tray W Without Built-In Cable Tray

XCMS /THCMS XCMM /THCMM XCMSF /THCFS XCMMF /THCFM XCMSK /NEW XCMZK /NEW

Table Screens

Fabric – Back Glass – Back Fabric – Lateral Glass – Lateral

G Non Magnetic Glass G Non Magnetic Glass

XCSBF /THSTBF/CTSBF XCSBG /THSTBG/CTSBG XCSELF /THSTLF/CTSLF XCSELF /THSTLG/CTSLG

Thesis Leg only: F Felt Glide, P PTFE Glide, S Steel Glide

XCLDC /THCWQ XCLPF /THCWF XCHK /NEW XCHW /THCWH XCALE /THCLE XCALK /THCLK XCALC /THCLC XCFTM /THFTT XCDEK /THDEK

Available Glass Finish, if applicable: Back-Painted

Collaboration Tools

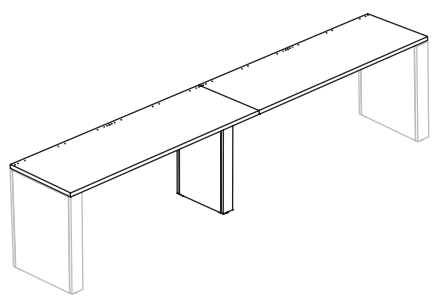
G Glass – Non Magnetic – Front Configuration Back Configuration: E Felt, G Glass – Non Magnetic M Glass – Magnetic – Front Configuration Back Configuration: E Felt, M Glass – Magnetic

XCMBM /THMM

Library Tables

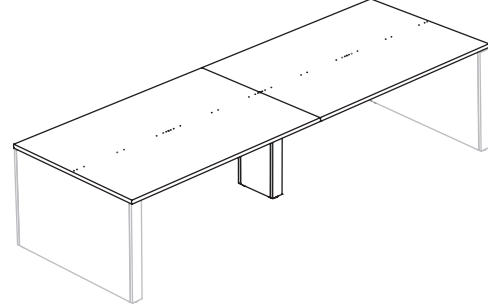
Library Tables

Single-Sided



XLTSS / THLS

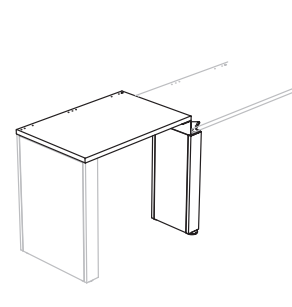
Double-Sided



XLTDS / THLD

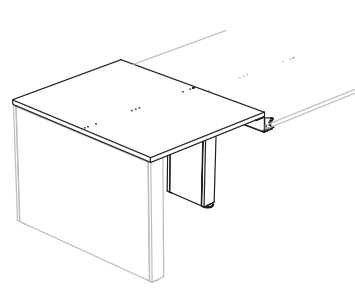
ADA Extension for Library Tables

Single-Sided

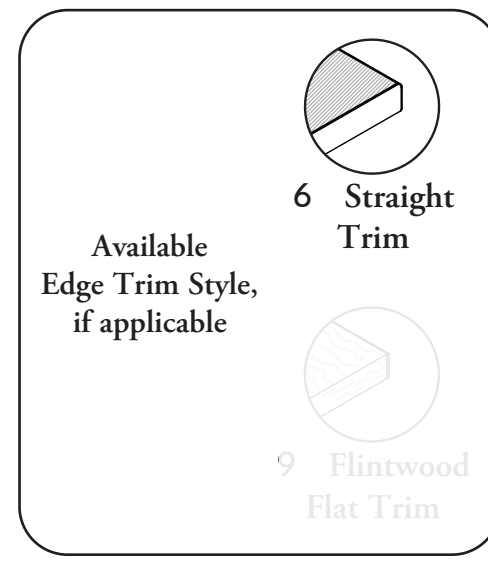


XLTSA / THES

Double-Sided

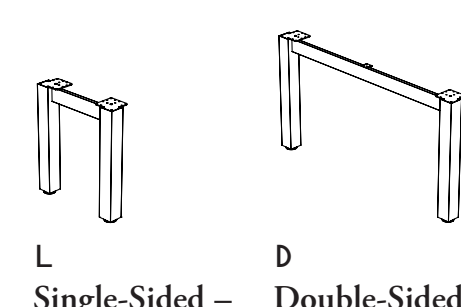


XLTDA / THED



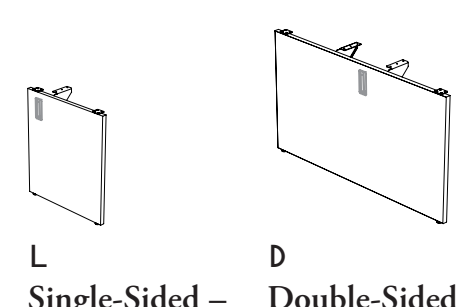
Supports for Library Tables

Square Post Legs



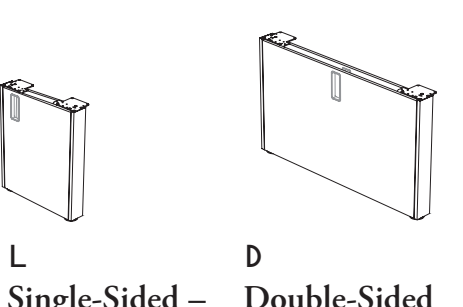
L Single-Sided – Left Handed
R Right Handed
XLBQ / THLBQ

End Gable – Solid



L Single-Sided – Left Handed
R Right Handed
XLBGD / THLBG

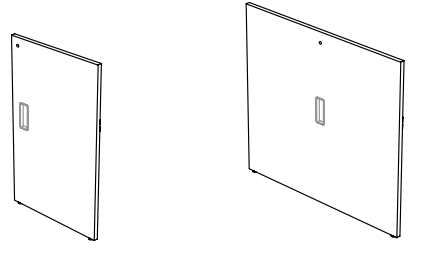
Rectangular Base



L Single-Sided – Left Handed
R Right Handed
XLBR / THLBR

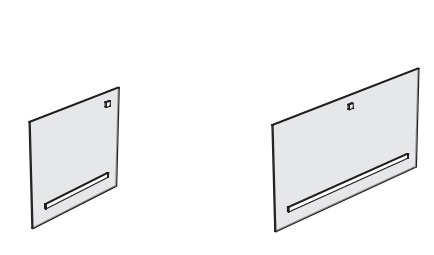
Carrel End Screens

Solid



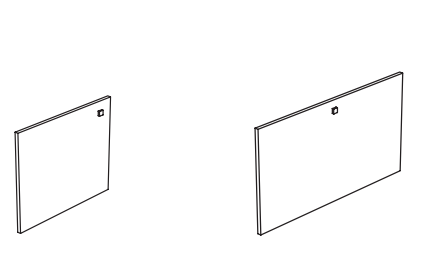
L Single-Sided – Left Handed
R Right Handed
XLCFS / THSEE

Glass

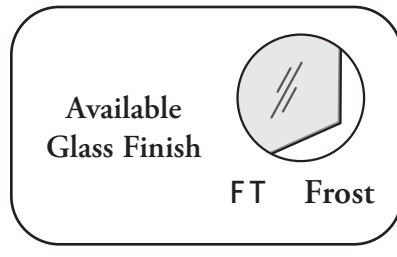


L Single-Sided – Left Handed
R Right Handed
XLCFG / THSEG

Solid



L Single-Sided – Left Handed
R Right Handed
XLCES / THSES

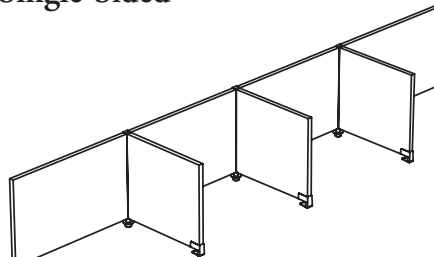


This symbol is used for products designed for people with reduced mobility (Products comply with Americans with Disabilities Act (ADA))




Carrel Dividers


Single-Sided



SS Solid
XLCS / THSCS

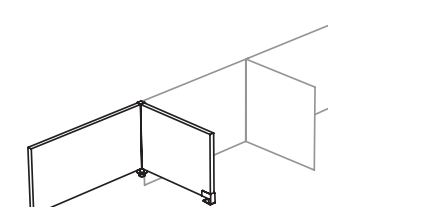


SG Solid with Glass Return



GG Glass

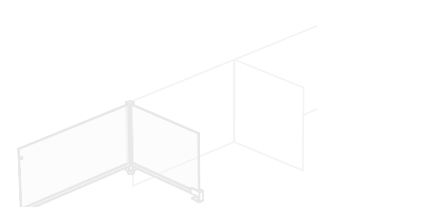
ADA – Single-Sided



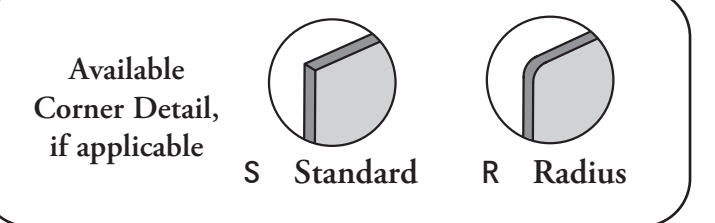
SS Solid
XLCSA / THSDS



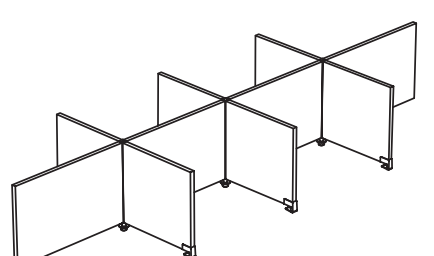
SG Solid with Glass Return



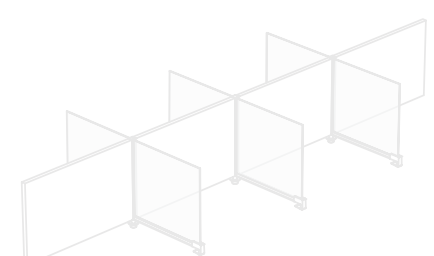
GG Glass



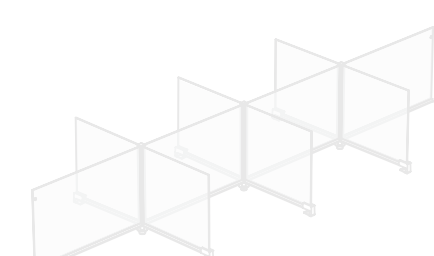
Double-Sided



SS Solid
XLCD / THSCD

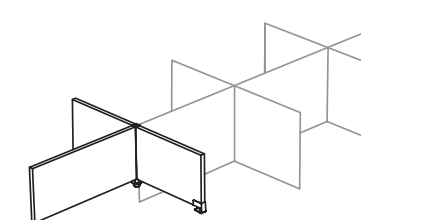


SG Solid with Glass Return

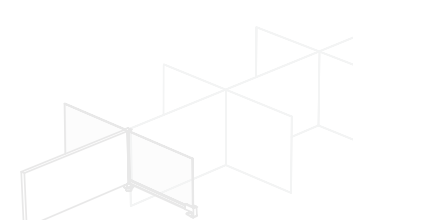


GG Glass

ADA – Double-Sided



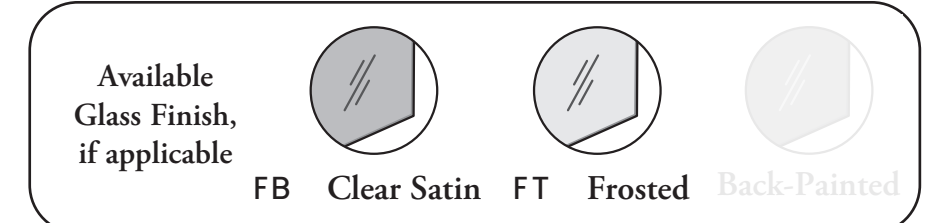
SS Solid
XLCSA / THSDS



SG Solid with Glass Return



GG Glass



XLASG / THSAG

XLASS / THSAS

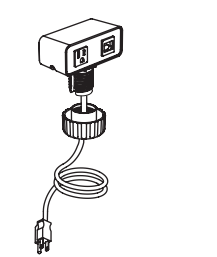
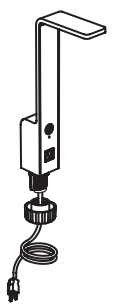
XLAFG / THSFG

XLAFF / THSFF

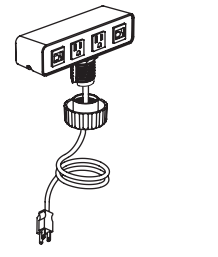
Lighting, Electrics & Communications

Power Modules

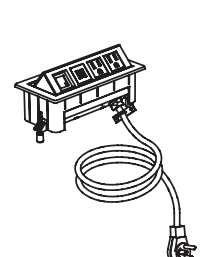
Plug-In (A)



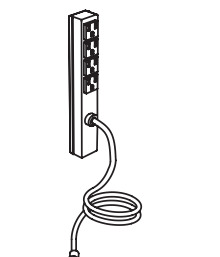
D101N to D200N Dual Config.




Q202N to Q320S Quad Config.



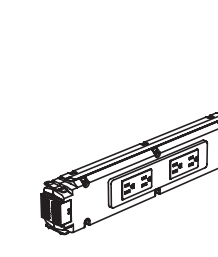
XPPDC / THEPDC / CLMC




XPEPP / THEPP / RLPP



XPCB / THEPCB

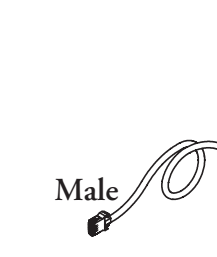


XPEPB / THEPB

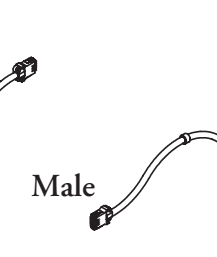


XPEPET / CLWP

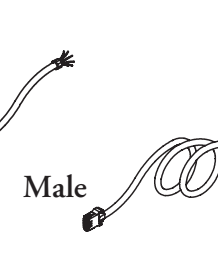
Power Harnesses



XPEPH / THECP / CLPH



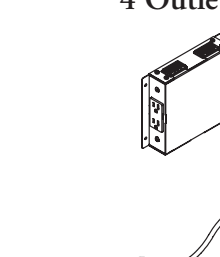
XPEPB / THECB / CLBF



XPEHE / THECE

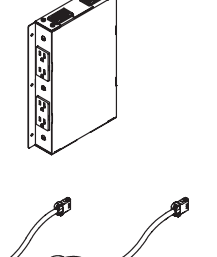
Power Kits – Library Tables

4 Outlets



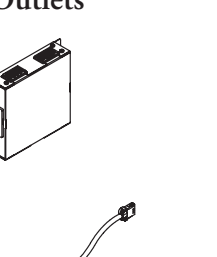
XPLKP / THEPKL

8 Outlets



XPLKA / THEPKA

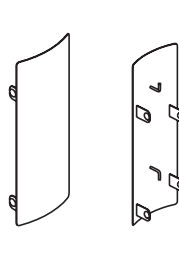
4 Outlets



XPLBF / THEPKE

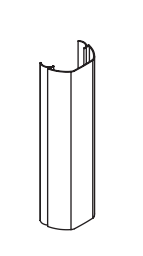
Wire Managements for Legs or Bases

Arched Leg



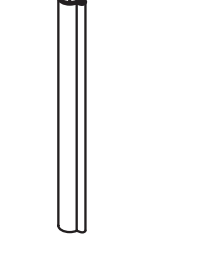
XPWLA / CTVL

Slender Leg



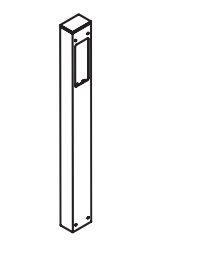
XPWLS / CTWC

Thesis Leg



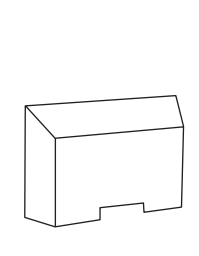
XPWPA / THEML

Bases



XPWPP / THEMP

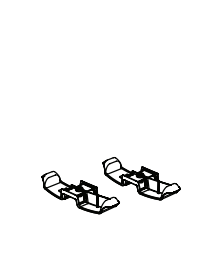
Bases




XPWFB / THEMB

Wire Managements for Tables


Bases




XPWC / THEMCC




XPWET / CTET



XPWCT / THEMW / CTWT



XPGQX / NEW




XPGPC / THETC

Laminate



Metal

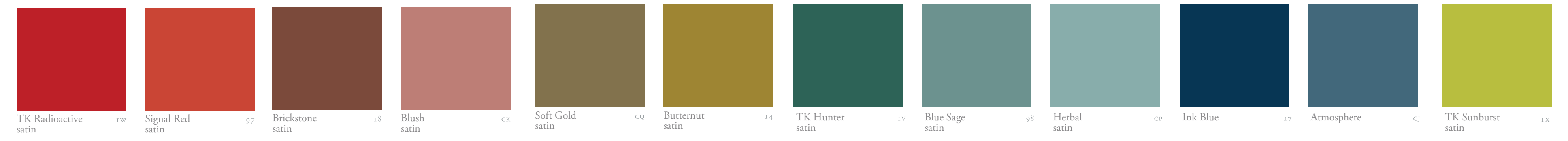
Foundation




Mica



Accent




Glass



Panel Fabric

Grade A



Grade 1



For more information on the xpress program



Maximum of 50 000\$ price list