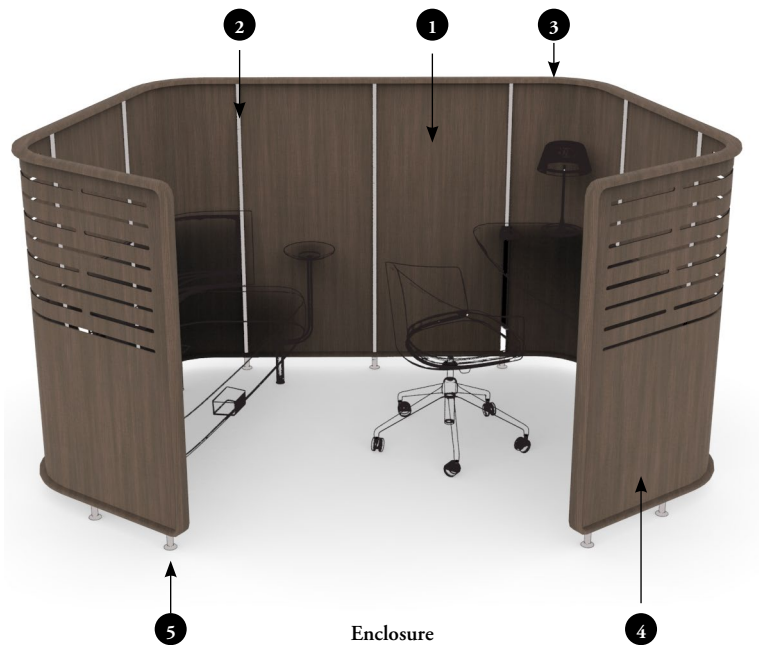


understanding enclosures

understanding enclosures

Zones Enclosures and Screens consist of screen segments and trims that Flat Fabric Buffers, Quilted Fabric Buffers, Worksurfaces, Seating, Lighting and Accessories attach to. The Enclosure or Screen is specified as one complete unit. Buffers, Worksurfaces, Supports, Seating and Accessories are specified separately.



1 Screen segment:

- Constructed of laminated plywood, 6mm thick
- Secured to the vertical metal trim and wood enclosure and screen segment trims
- All screen segments are included, the Enclosure or Screen type will determine the size and number required

2 Vertical metal trim:

- Painted aluminum extrusions that are bonded to the screen segment

3 Enclosure and Screen trim:

- Constructed of solid beech, 20mm thick
- Wraps around the top, bottom and ends of an Enclosure or Screen
- All segments of trim are included, the Enclosure or Screen type will determine the location and number required

4 Wing segment:

- Provides various levels of privacy
- Available with or without partial heights slots

5 Feet:

- Elevate the Enclosure or Screen 64mm for a visual lightness
- Provide 38mm of leveling
- Enable casual power routing under an Enclosure or Screen

understanding enclosures (continued)



6 Flat and Quilted Fabric Buffers

- Provide a textured visual softness and an implied acoustic feel
- Available partial or full height for Flat Fabric Buffers
- Available partial height for Quilted Buffers
- Available for interior and exterior applications

7 Worksurfaces:

- Size and shape are specific to each Enclosure
- Attach directly to the screen segment with brackets or are mounted to a support kit in freestanding applications

8 Support kits:

- Clamp onto the vertical metal trim to provide semi-suspended support to worksurfaces
- Include a power cable manager
- Ordered as kits, the Enclosure type will determine the number and type required

9 Soft Seating:

- Provides a freestanding sofa within an Enclosure or Screen
- Does not offer structural support to the Enclosure or Screen

10 Sofa tablets:

- Constructed of birch plywood finished with Zones laminates or veneers
- Attach to sofas and provide a secondary surface for coffee and notebooks
- Do not attach to the Enclosure or Screen

11 Lighting

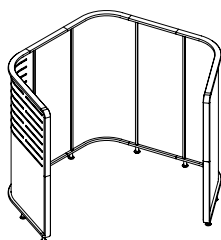
- Table Lamps can be freestanding or can be mounted through the worksurface
- Sconces attach to the vertical metal trim

enclosures

product map

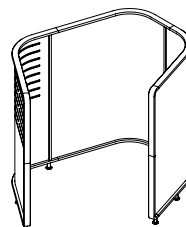
MZNCFS Focus Zone – Solo

Page 54



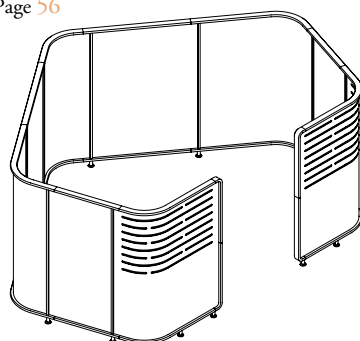
MZNCGS Lounge Zone – Solo

Page 55



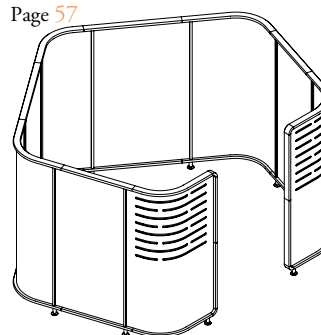
MZNCAD Task Digital Meeting Zone – Four

Page 56



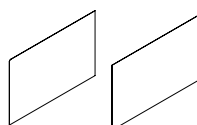
MZNCAN Digital Lounge Meeting Zone – Four

Page 57



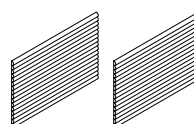
MZNCBF Fabric Buffer – Flat

Page 58



MZNCBQ Quilted Fabric Buffer

Page 62



MZNWW Zone Worksurface

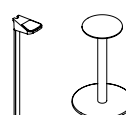
Page 64



Focus Zone – Solo (FS)
(shown)

MZNWS Kit of Worksurface Supports

Page 65



enclosures overview

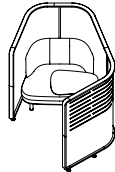
Zones offers two Enclosure styles that provide spaces for heads down work or for collaboration.

Focus

- An area for retreat, heads down or individual work
- Provides a compact and semi-private workspace, capable of supporting touchdown and shared environments and a degree of privacy for people working in the open office



Focus Zone – Solo
(shown)



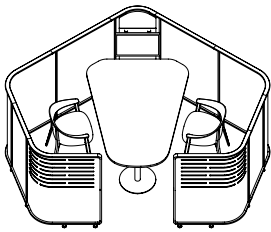
Lounge Zone – Solo

enclosures overview (continued)

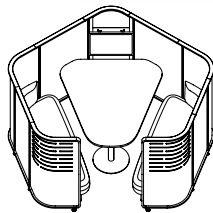
Zones offers two Enclosure styles that provides spaces for heads down work or for collaboration.

Collaboration

- An area for a small group to retreat and collaborate or to do heads down work together
- Supports a group within the semi-enclosed Enclosure with options for Soft and Multi-Use Seating, worksurfaces, and the ability to mount monitors, allowing for multi-use spaces



Task Digital Meeting Zone –
Four (MZNCAD)



Digital Lounge Meeting
Zone – Four (MZNCAN)

focus zone – solo basics

MZNCFS

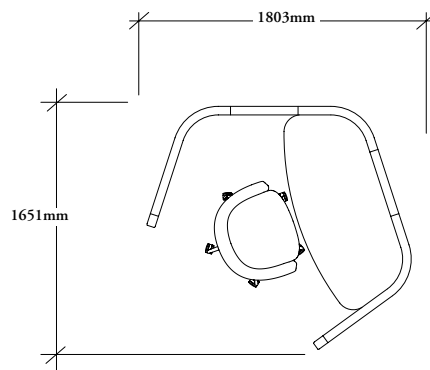
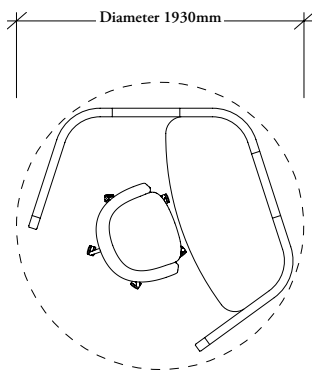
The Focus Zone – Solo is a functional working space for a single user to focus for a whole day or to concentrate on working tasks without being disturbed. It is a space to pop in and out of during the day that can easily accommodate the use of personal technology and other tools.

- Designed to be used for 1-8 hours
- 1397mm high for seated privacy
- Optional Wing Panel is available with partial height slots
- Available with the option for a partial height interior Flat Fabric Buffer and full or partial height exterior Flat Fabric Buffer
- Available with the option for a partial height Quilted Fabric Buffer on the interior
- Accommodates a semi-suspended worksurface with optional Power Box (MZNBL4 only) and Table Lamp cut outs

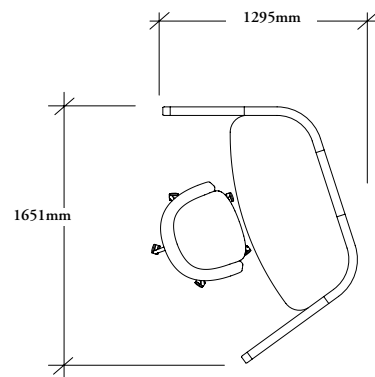


Focus Zone – Solo Enclosure with left partial slots

- Flat Fabric Buffer partial height interior
- Flat Fabric Buffer full height exterior



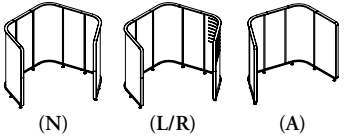
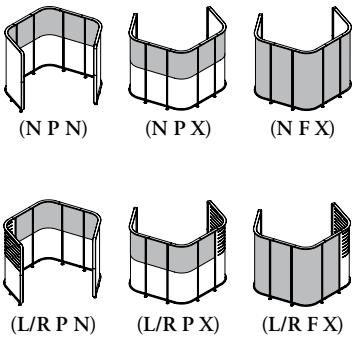
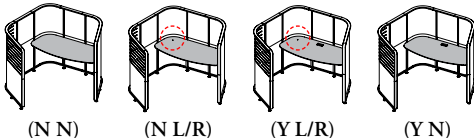

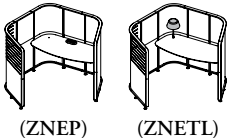
With optional wing



Without optional wing

focus zone – solo basics (continued)

The following outlines the steps and options that must be considered when specifying a Focus Zone – Solo Enclosure.

		Options	As shown in rendering
1	<p>Enclosures and slots (MZNCFS)</p>  <p>(N) (L/R) (A)</p> <p>*Wing Panel Partial Slots, Right shown</p>	<p>Wing Panel: A = No wing panel, no slots N = Wing panel, no slots L = Wing panel, partial slots, left R = Wing panel, partial slots, right</p>	<p>MZNCFS55L Partial left slots</p>
2	<p>Interior and exterior Fabric Buffer (MZNCBFS Flat) (MMZNCBQFS Quilted):</p>  <p>(N P N) (N P X) (N F X)</p> <p>Entire Enclosure including wing panel (five buffers)</p> <p>Entire Enclosure excluding wing panel (four buffers)</p> <p>(L/R P N) (L/R P X) (L/R F X)</p> <p>*Left slots shown, right available *Quilted Buffers available partial height</p>	<p>Coverage orientation : N = Entire Enclosure including wing panel L = Entire Enclosure excluding left wing panel R = Entire Enclosure excluding right wing panel</p> <p>Configuration: P = Partial height F = Full height</p> <p>Application: N = Interior X = Exterior</p>	<p>MZNCBFS55LPN Flat Fabric Buffer covering entire Enclosure excluding left wing panel, partial height interior</p> <p>MZNCBFS55LFX Flat Fabric Buffer covering entire Enclosure excluding left wing panel, full height exterior</p>
3	<p>Worksurface (MZNWWFS)</p>  <p>(N N) (N L/R) (Y L/R) (Y N)</p> <p>*Left light cut out shown, right available</p>	<p>Power Box cut out: N = No cut out Y = Cut out</p> <p>Light cut out: N = No cut out Y = With cut out L = Left cut out R = Right cut out</p>	<p>MZNWWFSTYL With Power Box and left light cut out</p>
4	<p>Supports (MZNWSFS)</p>  <p>(T)</p> <p>*Kit includes: Four cantilevers</p>	<p>Height: T = Task</p>	<p>MZNWSFT Task height</p>
5	<p>Specify accessories</p>  <p>(ZNEP) (ZNETL)</p> <p>*Wire management is available to route Power Boxes and Table Lamp cables, see Power Cable Manager (MZNEN) in the Lighting, Electrics and Wire Management section</p>	<p>MZNBL4 = Power Box ZNETL = Table Lamp</p>	<p>ZNEPSA120 One power, one USB module</p> <p>ZNETL2 Through-mount</p>

lounge zone – solo basics

MZNCGS

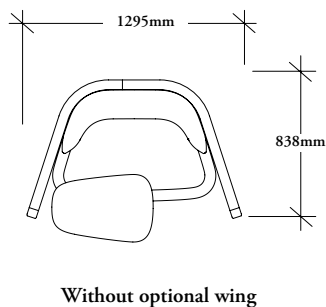
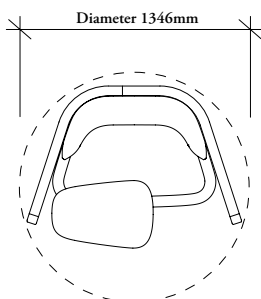
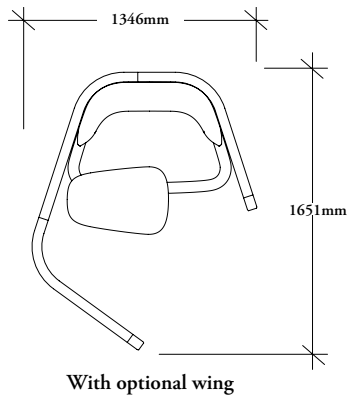
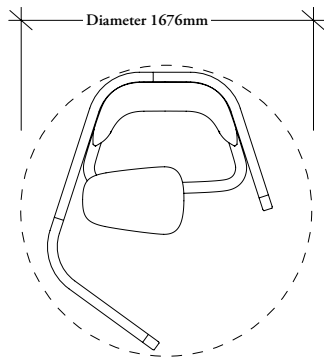
The Lounge Zone – Solo is a place to take a break and work privately. The compact footprint provides easy access to the tools a user needs while still providing easy access to the rest of the office.

- Designed to be used for 5 minutes to 2 hours
- 1397mm high for seated privacy
- Available with or without a wing panel
- The optional Wing Panel is available with partial height slots
- Available with the option for a full or partial height Flat Fabric Buffer on the interior or exterior
- Available with the option for a partial height Quilted Fabric Buffer on the interior
- Accommodates an In-The-Zone Sofa – 1-Seater with optional tablet worksurface and integrated power



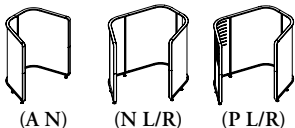
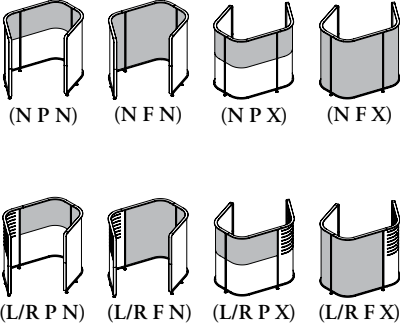
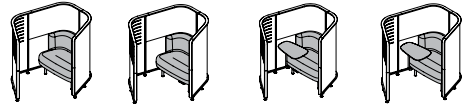
Lounge Zone – Solo Enclosure with wing left panel with partial slots

- Flat Fabric Buffer partial height interior
- Flat Fabric Buffer full height exterior



lounge zone – solo basics (continued)

The following outlines the steps and options that must be considered when specifying a Lounge Zone – Solo Enclosure.

		Options	As shown in rendering
1	<p>Enclosures and slots (MZNCGS)</p>  <p>(A N) (N L/R) (P L/R)</p> <p>*Left wing panel shown, right available</p>	<p>Wing panel: A = No wing panel N = Wing panel no slots P = Wing panel, partial slots</p> <p>Orientation: N = Not available L = Left R = Right</p>	<p>MZNCGS55PL Wing panel partial left slots</p>
2	<p>Interior and exterior Fabric Buffer (MZNCBFGS Flat) (MZNCBQGT Quilted):</p>  <p>(N P N) (N F N) (N P X) (N F X) Entire Enclosure including wing panel (three buffers)</p> <p>(L/R P N) (L/R F N) (L/R P X) (L/R F X) Entire Enclosure excluding wing panel (two buffers)</p> <p>*Left wing panel with flat buffer shown, right available *Quilted Buffers available partial height</p>	<p>Coverage orientation : N = Entire Enclosure including wing panel L = Entire Enclosure excluding left wing panel R = Entire Enclosure excluding right wing panel</p> <p>Configuration: P = Partial height F = Full height</p> <p>Application: N = Interior X = Exterior</p>	<p>MZNCBFGS55LPN Left wing panel, left slots, Flat Fabric Buffer covering entire Enclosure excluding left wing panel, partial height interior</p> <p>MZNCBFGS55LFX Left wing panel, left slots, Flat Fabric Buffer covering entire Enclosure excluding left wing panel, full height exterior</p>
3	<p>Seating (ZNSS)</p>  <p>(N N N N) (N N U L/R) (P R/L U L/R) (P L/R N N)</p> <p>*Right handed tablet and left handed electrical position shown, right and left available</p>	<p>Tablet option: N = No tablet P = One medium pivoting tablet</p> <p>Tablet orientation: R = Right handed from seat L = Left handed from seat N = No tablet</p> <p>Electrical option: N = No electrical module U = One</p> <p>Electrical position: R = Right-handed from seat L = Left-handed from seat N = No electrical position</p>	<p>ZNSSPRUR One medium pivoting tablet right handed from seat, Electrical Module right handed from seat</p>

task digital meeting zone – four basics

MZNCAD

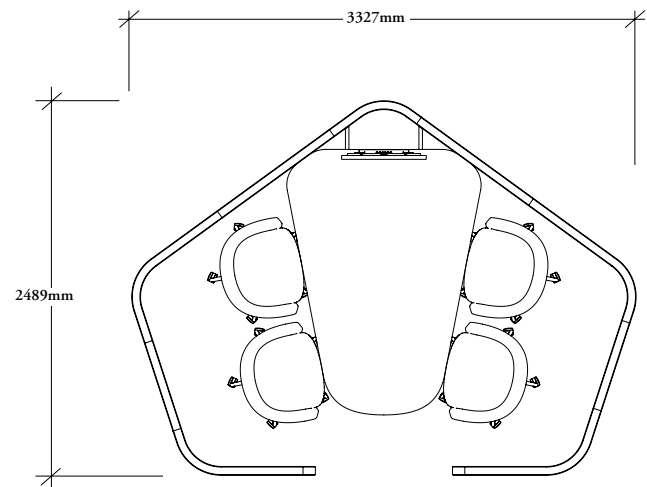
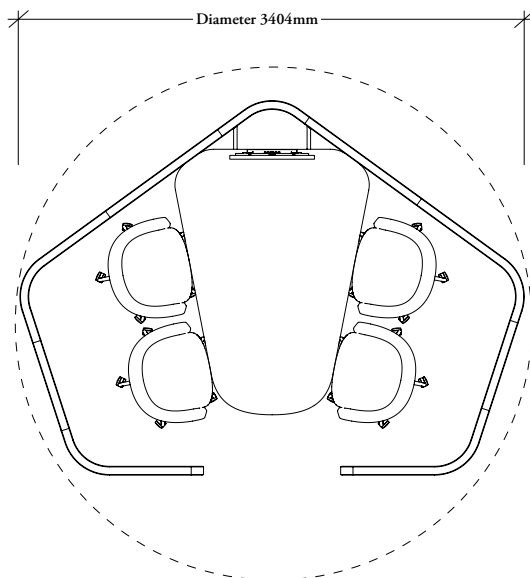
The Task Digital Meeting Zone – Four provides a task height private space for four people to meet. The Enclosure is ideal for digital meetings and presentations and the table provides power and data for laptops and connectivity to the screen.

- Designed to be used for 30 minutes to 4 hours
- 1375mm high for seated privacy
- Available with or without partial height slots on the wings
- Available with the option for a full or partial height Flat Fabric Buffer on the interior or exterior
- Available with the option for a partial height Quilted Fabric Buffer on the interior
- Accommodates multi-use seating and a task height semi-suspended worksurface with a monopod leg and a Monitor Tower



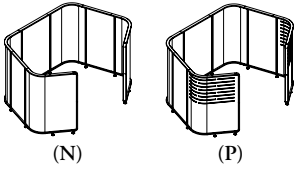
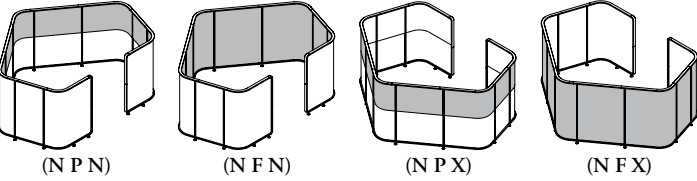
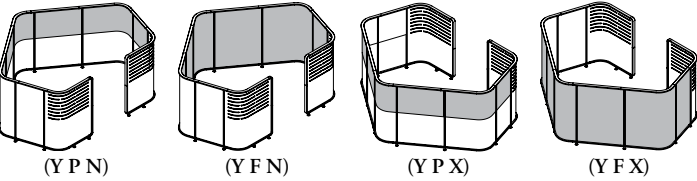
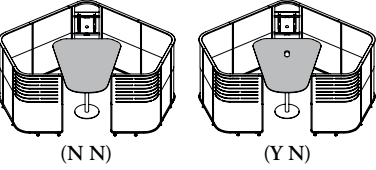
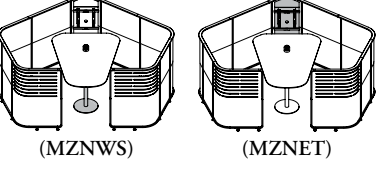
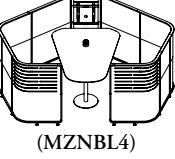
Task Digital Lounge Meeting Zone – Four Enclosure with partial slots

- Flat Fabric Buffer partial height interior
- Flat Fabric Buffer full height exterior



task digital meeting zone – four basics (continued)

The following outlines the steps and options that must be considered when specifying a Task Digital Lounge Meeting Zone – Four Enclosure.

		Options	As shown in rendering
1	<p>Enclosures and slots (MZNCAD)</p>  <p>(N) (P)</p>	<p>Slot option: N = No slots P = Partial slots</p>	<p>MZNCAD55P With slots</p>
2	<p>Interior and exterior Fabric Buffer (MZNCBFAD Flat) (MZNCBQAD Quilted):</p>  <p>(N P N) (N F N) (N P X) (N F X)</p> <p>Entire Enclosure including wing panel (nine buffers)</p>  <p>(Y P N) (Y F N) (Y P X) (Y F X)</p> <p>Entire Enclosure excluding wing panel (seven buffers) *Quilted Buffers available partial height</p>	<p>Coverage orientation: N = Entire Enclosure including wing panels Y = Entire Enclosure excluding wing panels</p> <p>Configuration: P = Partial height F = Full height</p> <p>Application: N = Interior X = Exterior</p>	<p>MZNCBFAD55YPN Flat Fabric Buffer covering entire Enclosure excluding wing panels, partial height interior</p> <p>MZNCBFAD55YFN Flat Fabric Buffer covering entire Enclosure excluding wing panels, full height exterior</p>
3	<p>Worksurface (MZNWWAD)</p>  <p>(N N) (Y N)</p>	<p>Power Box cut out: N = No cut out Y = With cut out</p> <p>Light cut out: N = No cut out</p>	<p>MZNWWADTYN With Power Box cut out, with no light cut out</p>
4	<p>Supports (MZNWSAD) and Monitor Towers (MZNET)</p>  <p>(MZNWS) (MZNET)</p> <p>*Kit includes: One monopod leg</p>	<p>Supports height: T = Task</p> <p>Monitor Tower configuration: T = Task Corner</p>	<p>MZNWSADT Task height</p> <p>MZNETT Task Corner</p>
5	<p>Accessories</p>  <p>(MZNBL4)</p> <p>*Wire management is available to route Power Boxes and Table Lamp cables, see Power Cable Manager (MZNEN) in the Lighting, Electrics and Wire Management section</p>	<p>MZNBL4 = Power Box</p>	<p>MZNBL4LB120 Three power, one USB module</p>

digital lounge meeting zone – four basics

MZNCAN

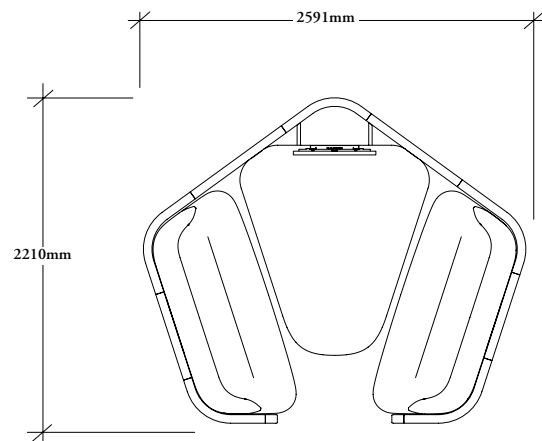
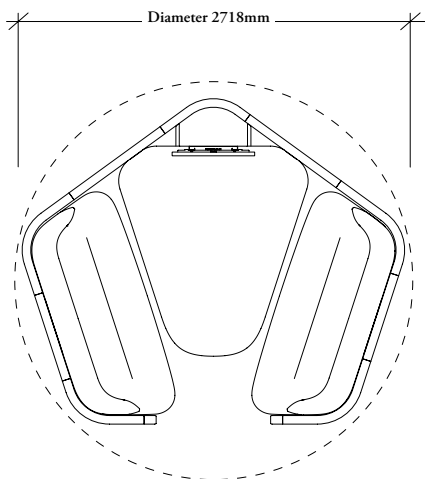
The Digital Lounge Meeting Zone – Four provides a lounge height, private space for four people to meet. It is ideal for digital meetings and presentations and the table provides power and data access for laptops and connectivity to the screen.

- Designed to be used for 30 minutes to 4 hours
- 1397mm high for seated privacy
- Available with or without partial height slots on the wings
- Available with the option for a full or partial height Flat Fabric Buffer on the interior or exterior
- Available with the option for a partial height Quilted Fabric Buffer on the interior
- Accommodates In The-Zone Sofa – 2 Seater, a seated height semi-suspended worksurface with a monopod leg and a Monitor Tower



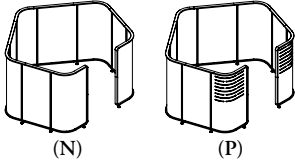
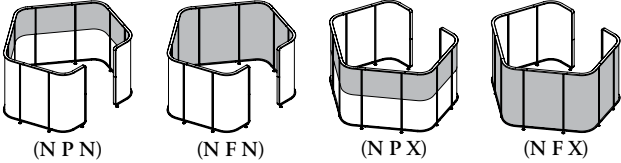
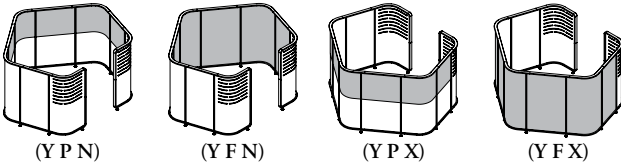
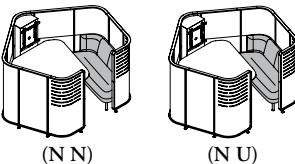
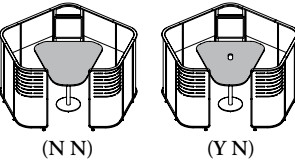
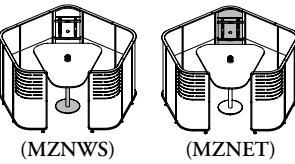
Digital Lounge Meeting Zone – Four Enclosure with partial slots

- Flat Fabric Buffer partial height interior
- Flat Fabric Buffer full height exterior



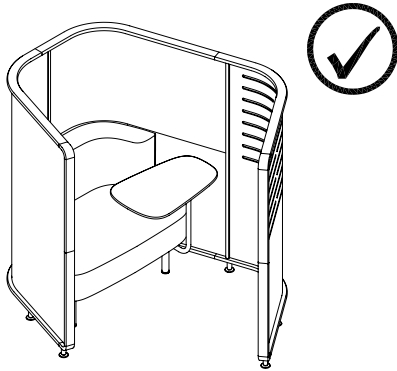
digital lounge meeting zone – four basics (continued)

The following outlines the steps and options that must be considered when specifying a Digital Lounge Meeting Zone – Four Enclosure.

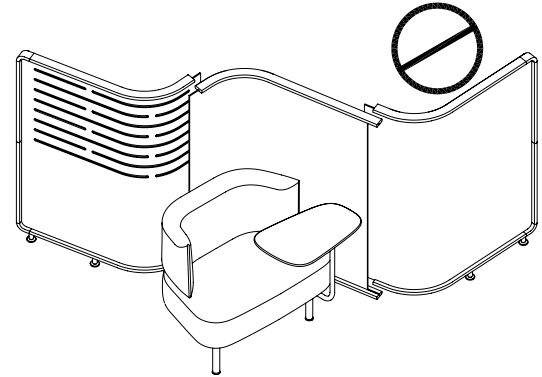
		Options	As shown in rendering
1	<p>Enclosures and slots (MZNCAN)</p>  <p>(N) (P)</p>	<p>Slot options: N = No slots P = Partial slots</p>	MZNCAN55P With slots
2	<p>Interior and exterior Fabric Buffer (MZNCBFAN Flat) (MZNCBQAN Quilted):</p>  <p>(N P N) (N F N) (N P X) (N F X)</p> <p>Entire Enclosure including wing panels (nine buffers)</p>  <p>(Y P N) (Y F N) (Y P X) (Y F X)</p> <p>Entire Enclosure excluding wing panels (seven buffers) *Quilted Buffers available partial height</p>	<p>Coverage orientation: N = Entire Enclosure including wing panels Y = Entire Enclosure excluding wing panels</p> <p>Configuration: P = Partial height F = Full height</p> <p>Application: N = Interior X = Exterior</p>	<p>MZNCBFAN55YPN Flat Fabric Buffer covering entire Enclosure excluding wing panels, partial height interior</p> <p>MZNCBFAN55YFN Flat Fabric Buffer covering entire Enclosure excluding wing panels, full height exterior</p>
3	<p>Seating (MZNSD)</p>  <p>(N N) (N U)</p>	<p>Small tablet option: N = No tablet</p> <p>Electrical option: N = No electrical module U = One simplex and 2 USB</p>	MZNSDNU x 2 One simplex 2 USB
4	<p>Worksurface (MZNWWAN)</p>  <p>(N N) (Y N)</p>	<p>Power Pill cut out: N = No cut out Y = With cut out</p> <p>Light cut out: N = No cut out</p>	MZNWWANTYN With Power Pill cut out, with no light cut out
5	<p>Supports (MZNWSAN) and Monitor Towers (MZNET)</p>  <p>(MZNWS) (MZNET)</p> <p>*Kit includes: One monopod leg</p>	<p>Supports height: T = Task</p> <p>Monitor Tower configuration: T = Task Corner</p>	<p>MZNWSANT Task height</p> <p>MZNETT Task Corner</p>

planning with enclosures

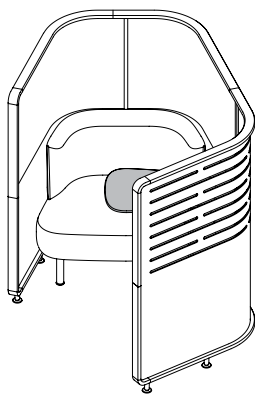
The following should be considered when planning with Enclosures.



Enclosures are specified as complete units. All screens and vertical metal trims are pre-assembled into modules.



Custom configurations are not possible.



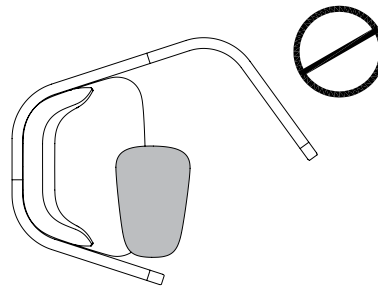
Right handed
(shown)

The handedness of an enclosure is determined by the location of the slots on the wing as seen when looking into the Enclosure from the entrance.

If no slots are specified, the handedness is determined by the “Wing Panel” relative to the entrance of the Enclosure.

Applies to:

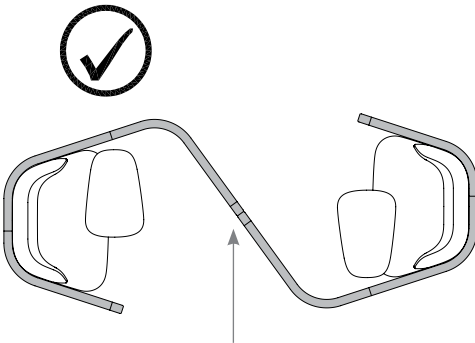
- Lounge Zone - Solo
- Focus Zone - Solo



When a In-The-Zone Sofa – 1-Seater is specified with a tablet, it is recommended that the tablet position not be on the outer side of the Enclosure as it will interfere with entry

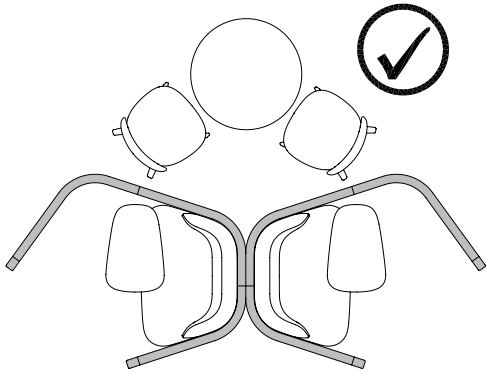
Applies to:

- Lounge Zone - Solo

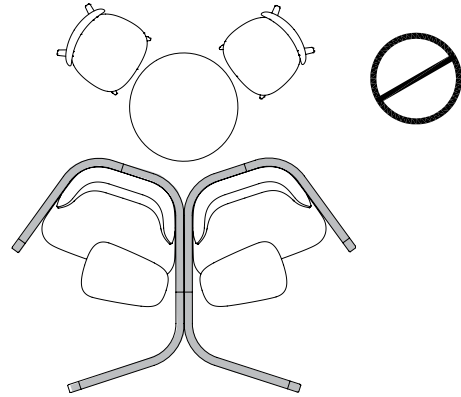


Enclosures **cannot** be attached to each other. They are designed to be stand alone enclosures. Two individual enclosures can be placed end to end in an application so that an “S” configuration is formed.

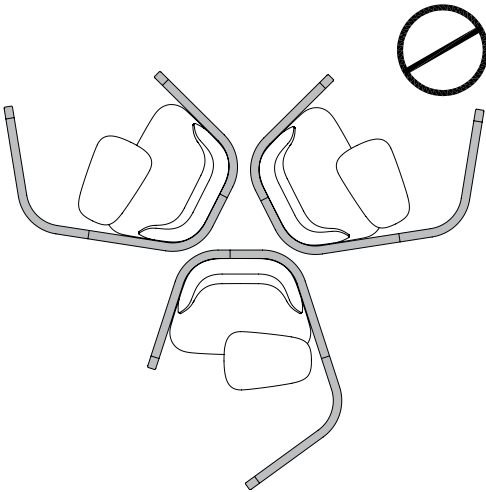
planning with enclosures (continued)



If planning Enclosures back-to-back, it is recommended that the shorter lengths be back-to-back together, so that the outsides can be used for other functions such as small meeting areas.



If planning Enclosures back-to-back, it is **not** recommended that the longer lengths be back-to-back together, as it does not allow space for small meeting areas.

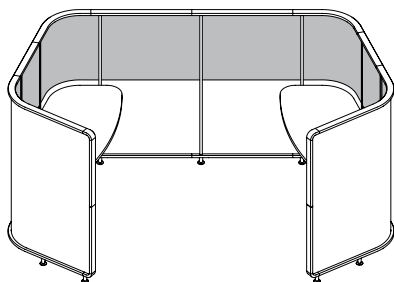


It is not recommended that the Enclosures be clustered, the 108° angle does not nest efficiently.

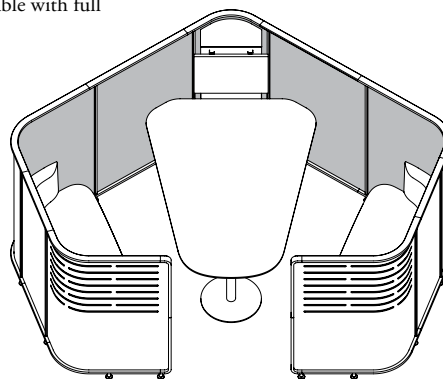
planning with buffers

fabric buffers

- Flat Fabric Buffers can be specified on the interior and exterior of an Enclosure
- Quilted Fabric Buffers can be specified on the inside of an Enclosure
- Buffers are not specified individually for each section of the Enclosure, they are specified as one complete unit
- Flat Fabric Buffers are available full or partial height, however not all configurations are available with full height on the interior
- Quilted Fabric Buffers are available partial height



Partial height

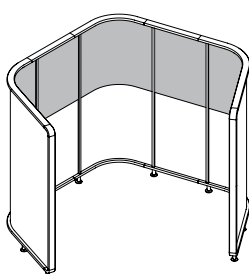
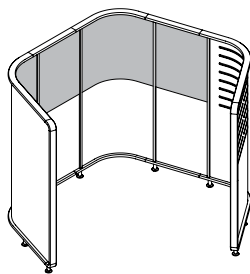


Full height

When a worksurface requires brackets for mounting to the segment, a partial height buffer must be used, as the full height buffer will interfere with the brackets.

The following Enclosures can accommodate a full height interior buffer because the worksurface is semi-suspended from the Monitor Tower and does not require brackets:

- Digital Lounge Meeting Zone-Four
- Task Digital Meeting Zone - Four
- Bar Digital Meeting Zone -Four



End screen segments can be specified with or without slots. If specified without slots, the Flat Fabric Buffer or Quilted Fabric Buffer will wrap all of the way around the inside of the Enclosure.

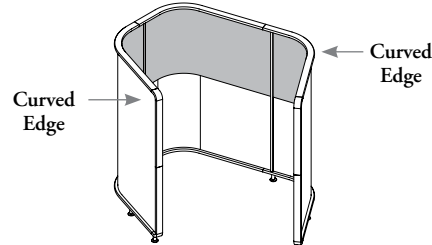
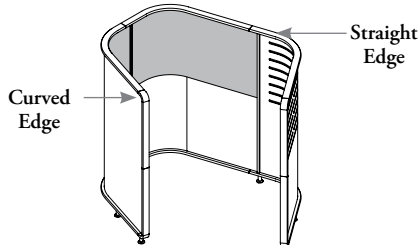
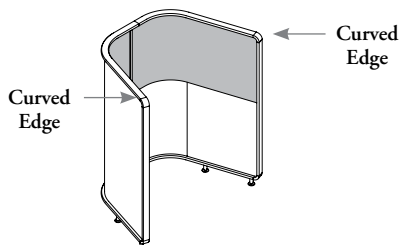
wing panels

Some Enclosures are available with options for:

- No wing panels
- Optional wing panels with or without slots

These include:

- Focus Zone - Solo
- Lounge Zone -Solo
- Lounge Zone - Twin



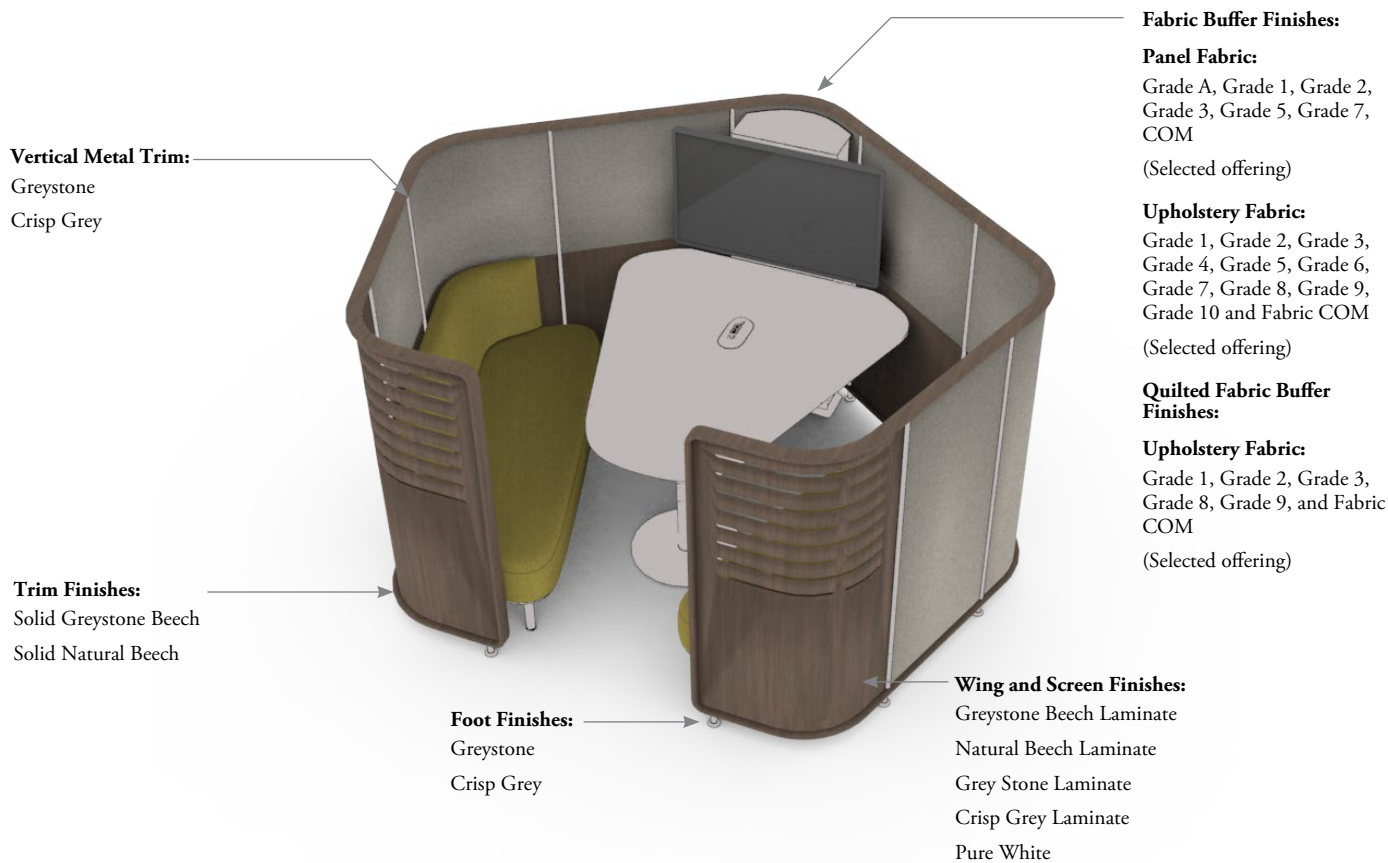
When a Flat Fabric Buffer or Quilted Fabric Buffer for Enclosure with No Wing Panel (A) is required, two buffer sections are included, both will have curved edges.

When a Flat Fabric Buffer or Quilted Fabric Buffer for Entire Enclosure Excluding Wing Panel (R or L, right shown above) is required, two buffer sections are included, one will have a curved edge, and one will have a straight edge where it meets the wing panel with slots.


When a Flat Fabric Buffer or Quilted Fabric Buffer for Entire Enclosure, including Wing Panel (N) is required, a third buffer section to cover the wing is included. Two buffer sections will have curved edges and one will have a straight edge.

enclosure finishes

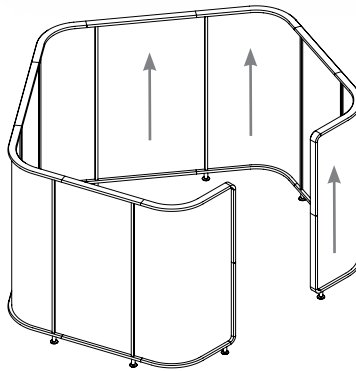
Zones offers a unique finish palette that complements Teknion's product portfolio. The following outlines the finishes and materials available on all Enclosures.




grain direction



The woodgrain direction on the trim does not bend around the curves. It is a random match.



The woodgrain on screens runs vertical on all Enclosures.



Wing Panels are the screen sections at the end of an enclosure where slots or no slots can be specified. These wing panels can be specified in a different finish.

Enclosure Finishes

Trim Finishes:



Wing and Screen Laminate (HPL):

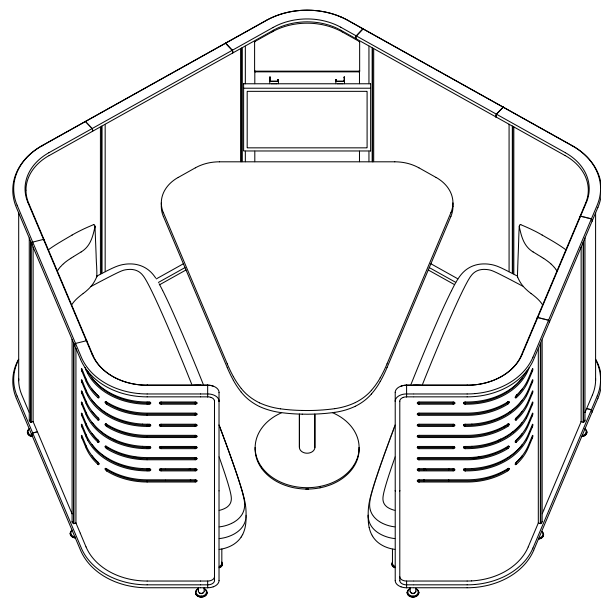


Foot and Vertical Metal Trims:



workspace basics

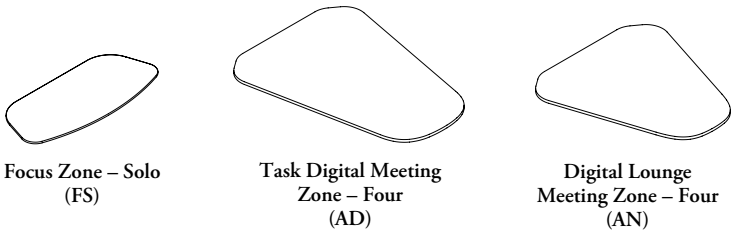
Zones workspaces are specific to each Enclosure, only one size is available for each Enclosure type.



Digital Lounge Meeting Zone – Four (shown)

Zones Worksurface (MZNWW)

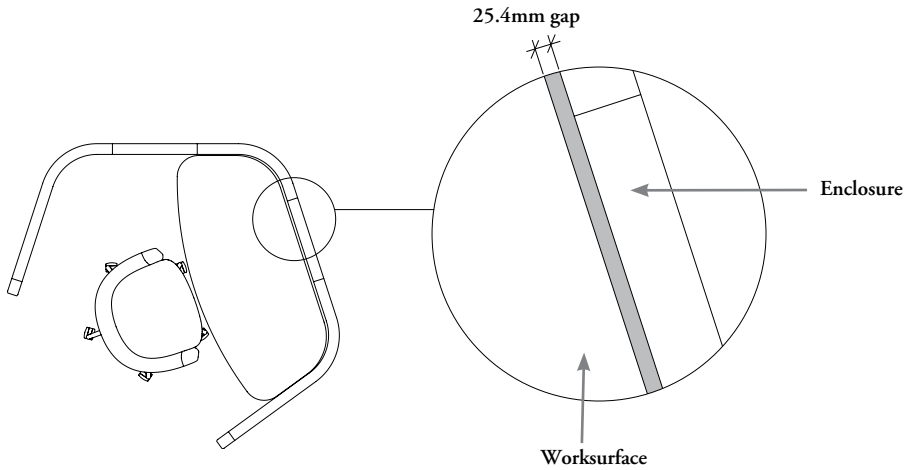
Worksurfaces are specific to each Enclosure type, they are available in one size only for each Enclosure.
Cut-outs for International Electrics is also available.



planning with worksurfaces

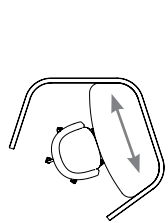
The following should be considered when planning with Zones worksurfaces.

There is always a 25.4mm wire gap between the Enclosure Screen and the worksurface for wire management.

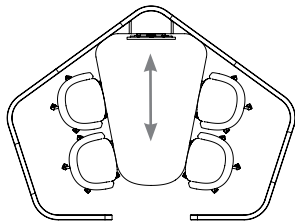


grain direction

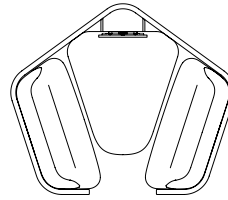
The woodgrain direction on all worksurfaces runs parallel to the length of the worksurface.



Focus Zone – Solo



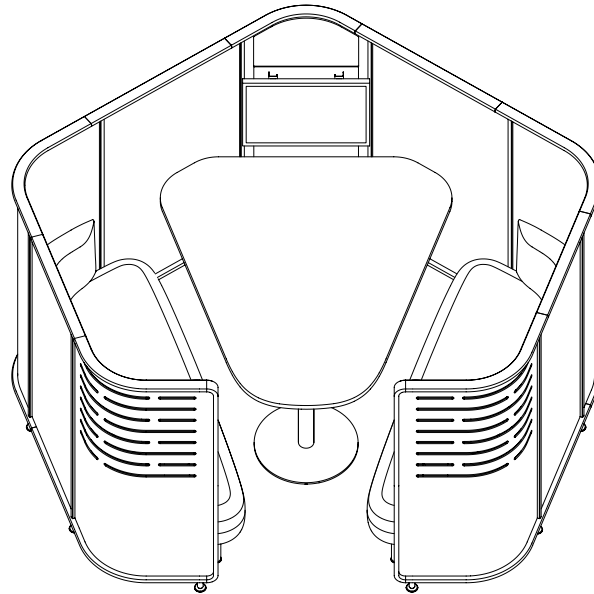
Task Digital Meeting Zone – Four



Digital Lounge Meeting Zone – Four

workspace support basics

Zones workspace supports are specific to each Enclosure type, and are specified as kits.



Digital Lounge Meeting Zone –
Four (shown)

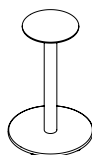
Kit of Workspace Supports (MZNWS)

- Each Enclosure Workspace requires a different combination of supports
- By specifying which type of workspace is required, the correct number of supports will be included in each kit
- Kits can consist of the following components
- Configurations with a Cantilever assembly (FS) will also include a clip-on vertical wire manager for each pair of Cantilever assemblies provided



Cantilever:

- Mounts to the vertical metal trim of the Enclosure
- Available 737mm high



Monopod Leg:

- Mounts to the underside of the Workspace and is always used with a Monitor Tower (MZNET)
- Available 737mm high

planning with worksurface supports

The following chart outlines the amount and type of supports included for each support kit.

		Focus Zone – Solo (FS)	Task Digital Lounge Meeting Zone – Four (AD)	Digital Lounge ΔMeeting Zone – Four (AN)
Kit of Worksurface Supports (MZNWS)	Cantilever	4	n/a	n/a
	Monopod Leg	n/a	1	1

zones worksurfaces and supports finishes

The following outlines the finishes available on Zones Worksurfaces and Supports.



worksurface

Laminate (HPL):



support

Paint Leg Finish:



Wood Leg Finish:



understanding tables

understanding tables

Zones Tables are designed for both work spaces and casual spaces. All tables have rounded edges to provide a warm curved wood aesthetic.

work tables



canteen tables^{NA}

- Provide an informal non traditional meeting space
- Suitable for 3-6 people
- Available in task, counter and bar height
- Curved leg detail



dynamic cubby table^{NA}

- Made up of two layers, one acting as a working surface and the other to create a storage niche
- Suitable for 3-6 people
- Available in bar height
- Canteen style legs on casters provide easy mobility in dynamic work areas



workshop tables^{NA}

- Ideal for group settings that fully engage participants in project centered work
- Suitable for 4-10 people
- Straight turned wood leg
- Optional integrated electrics runner is available on Dialogue and Task height rectangular tables
- Available in three heights to support a variety of postures
 - Lounge height, 406mm high
 - Dialogue height, 660mm high
 - Task height, 740mm high
- Long Workshop Tables are available and can accommodate up to 20 people



bistro tables^{NA}

- Ideal for casual lounge or cafeteria settings
- Suitable for 2-4 people
- Available in task and bar height
- Available in 4-star metal base

understanding tables (continued)

work tables (continued)



ledge tables^{NA}

- Provide additional surface area-optimized to support casual touch down areas around the modular sofa. With its tall, and shallow depth at bar height, the Ledge Table is perfect for additional guests to perch or stand
- Suitable for 2-4 people
- Start, Middle and End tables can be specified to create longer runs up to 18' long
- Curved Ledge Tables are available

casual tables



casual tables^{NA}

- Ideal for lounge and casual settings
- Available with a variety of styles and heights


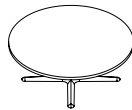


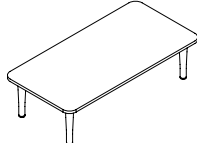
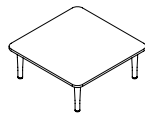
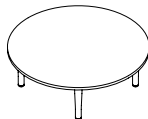

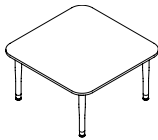
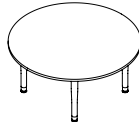

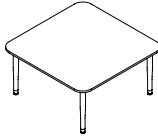
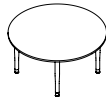





zones laptop tables^{NA}

- Offer a new approach to how one organizes their items around a small pull-up table

understanding tables (continued)

The following chart outlines the heights of all tables within the Zone's family.

<p>Casual Tables</p> <ul style="list-style-type: none">• Low Tea Tables – 406mm high• High Tea Tables – 483mm high• Coffee Tables – 453mm high• Laptop Table – 660mm high	 <p>* 483mm high table (shown)</p>	 <p>Low Tea Tables (Round and Square) (MZNTSR/NZNTSS)</p>	 <p>High Tea Tables (Round and Square) (MZNTTR/MZNTTS)</p>	
<p>Lounge Workshop Tables</p> <ul style="list-style-type: none">• 406mm high		 <p>Rectangular Lounge Workshop Table (MZNTWG)</p>	 <p>Square Lounge Workshop Table (MZNTWE)</p>	 <p>Round Lounge Workshop Table (MZNTWC)</p>
<p>Dialogue Workshop Tables</p> <ul style="list-style-type: none">• 635mm high		 <p>Square Dialogue Workshop Table (MZNTWB)</p>	 <p>Round Dialogue Workshop Table (MZNTWD)</p>	
<p>Workshop Tables</p> <ul style="list-style-type: none">• 740mm high		 <p>Square Workshop Table (MZNTWS)</p>	 <p>Round Workshop Table (MZNTWR)</p>	
<p>Canteen Tables</p> <ul style="list-style-type: none">• 740mm, 914mm and 1067mm high	 <p>* 914mm high table (shown)</p>	 <p>Soft Square Canteen Table (MZNTCS)</p>	 <p>Round Canteen Table (MZNTCR)</p>	

work tables

product map

MZNTCS Soft Square Canteen Table

Page 90



Task (T)
(shown)

MZNTCR Round Canteen Table

Page 91



Task (T)
(shown)

MZNTCC Soft Rectangular Canteen Table

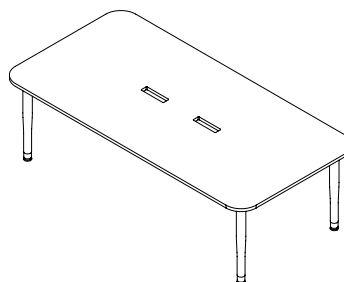
Page 92



Task (T)
(shown)

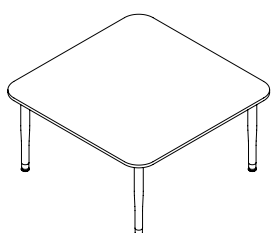
MZMTWT Rectangular Workshop Table (International Cut Out)

Page 94



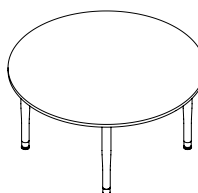
MZNTWS Square Workshop Table

Page 96



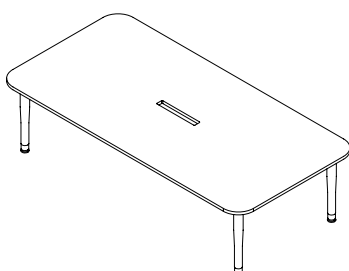
MZNTWR Round Workshop Table

Page 97



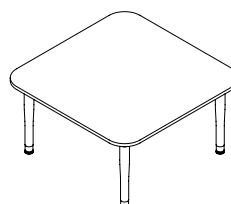
MZMTWA Rectangular Dialogue Workshop Table (International Cut Out)

Page 98



MZNTWB Square Dialogue Workshop Table

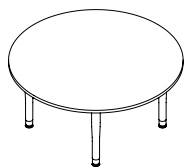
Page 100



product map

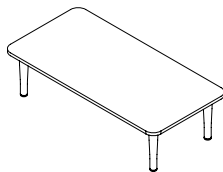
MZNTWD Round Dialogue Workshop Table

Page 101



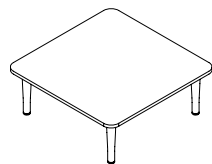
MZNTWG Rectangular Lounge Workshop Table

Page 102



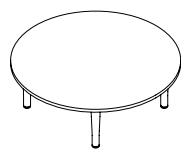
MZNTWE Square Lounge Workshop Table

Page 103



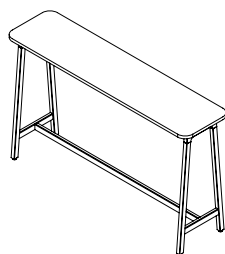
MZNTWC Round Lounge Workshop Table

Page 104



MZNTLS Ledge Table – Straight

Page 105



canteen table basics

Zones Canteen Tables have a curved leg aesthetic and are ideal for touchdown or hot-desking settings.



- Available in the following heights:
 - Task height (740mm)
 - Counter height (914mm)
 - Bar height (1067mm)
- Available in the following styles:
 - Soft Rectangular
 - Soft Square
 - Round



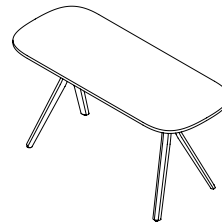
Soft Square Canteen Table (MZNTCS)

- Available in three sizes
 - 914mm deep
 - 1067mm deep
 - 1218mm deep



Round Canteen Table (MZNTCR)

- Available in four sizes, depending on height
 - 762mm diameter
 - 914mm diameter
 - 1057mm diameter
 - 1218mm diameter



Soft Rectangle Canteen Table (MZNTCC)

- Available in three sizes
 - 762mm deep x 1828mm wide
 - 914mm deep x 1828mm wide
 - 914mm deep x 2438mm wide
- Bar height table available with casters

work tables

planning with canteen tables

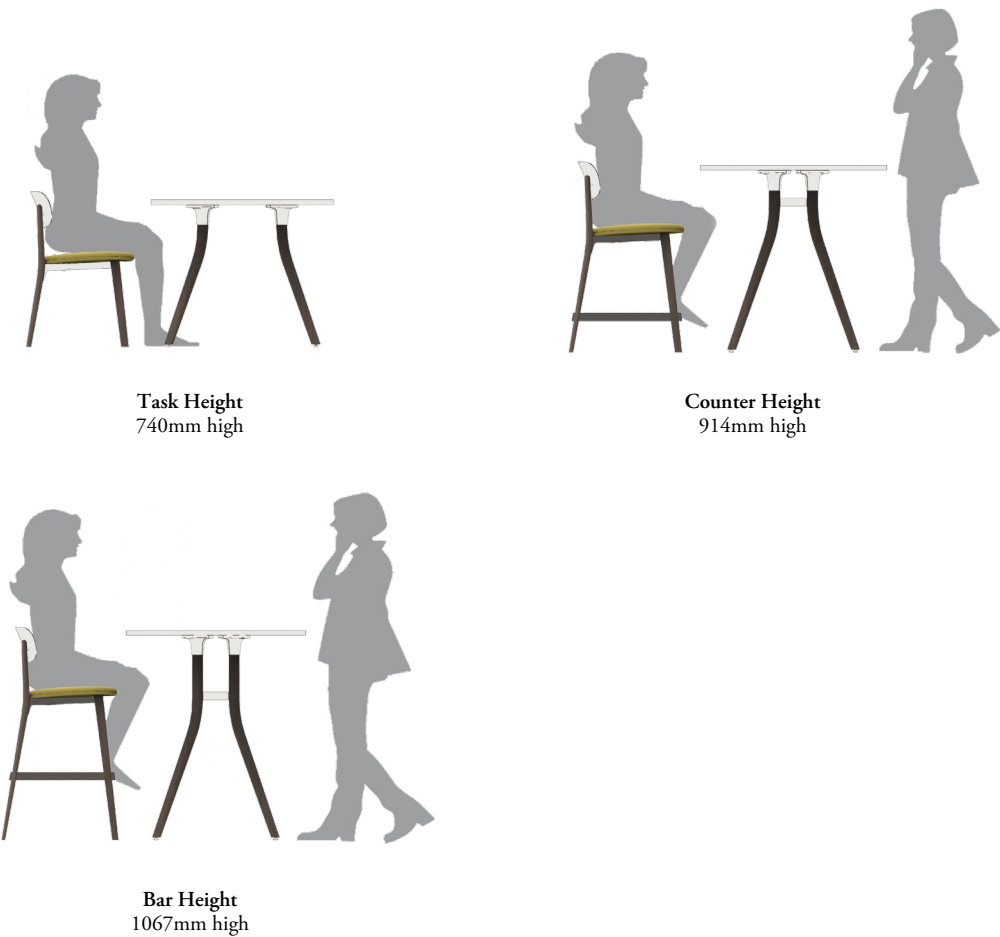
The following should be considered when planning with Canteen Tables.

Canteen Tables are available in a variety of heights and shapes to provide several planning options.

	740mm high datum	914mm high datum	1067mm high datum	1092mm high datum
Soft Square	914mm wide 1067mm wide 1218mm wide	914mm wide 1067mm wide 1218mm wide	914mm wide 1067mm wide 1218mm wide	n/a
Round	762mm diameter	762mm diameter	762mm diameter 914mm diameter 1067mm diameter 1218mm diameter	n/a
Soft Rectangle	762mm deep x 1828mm wide 914mm deep x 1828mm wide 914mm deep x 2438mm wide	762mm deep x 1828mm wide 914mm deep x 1828mm wide 914mm deep x 2438mm wide	762mm deep x 1828mm wide 914mm deep x 1828mm wide 914mm deep x 2438mm wide	n/a

datum heights

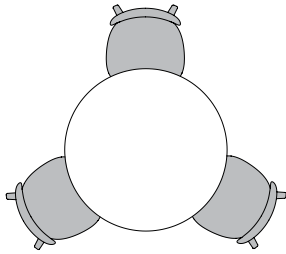
Canteen Tables are available in task, counter and bar height to allow for different meeting styles.



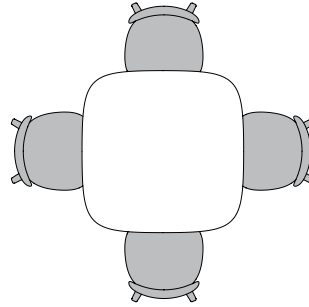
planning with canteen tables (continued)

recommended occupancy


The following demonstrates the recommended table occupancy to allow for adequate personal and working space and proper alignment with the curved legs of the tables.



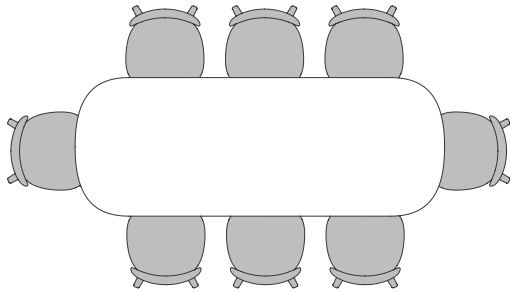
Round Canteen Table
762mm, 36", 1067mm and 1218mm
diameter
(1067mm diameter, shown)
3 people maximum



Soft Square Canteen Table
36", 1067mm and 1218mm deep
(1067mm shown)
4 people maximum



Soft Rectangle Canteen Table
36" deep x 1828mm wide (762mm deep also
available)
6 people maximum

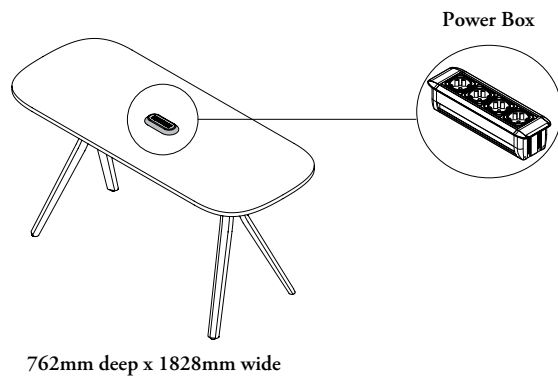


Soft Rectangle Canteen Table
36" deep x 2438mm wide (762mm deep also available)
8 people maximum

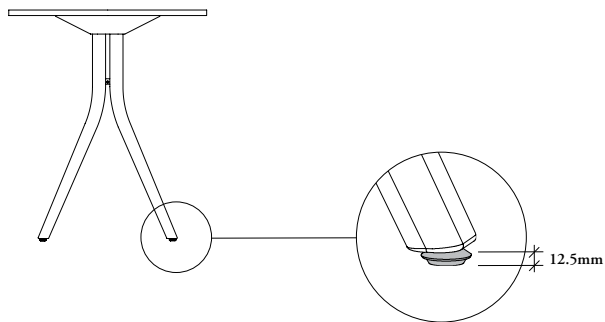
planning with canteen tables (continued)

electrics and wire management

The following tables can be specified with a Power Box cut out. The Power Box (MZNBL4 only) must be ordered separately.
- Soft Rectangular Canteen Table (MZNTCC)



glides and casters



When a Canteen Table is available with glides, it will have a 12.5mm leveling range.

canteen table finishes

The following outlines the finishes available with Zones Canteen Tables.

Table Top:

Laminate (HPL):

Very White, Storm White, Sand, Earth, Crisp Grey, Natural Beech and Greystone Beech

Veneer:

Natural Beech and Greystone Beech

Seamless:

Very White, Storm White, Sand, Gris and Crisp Grey



Supports:

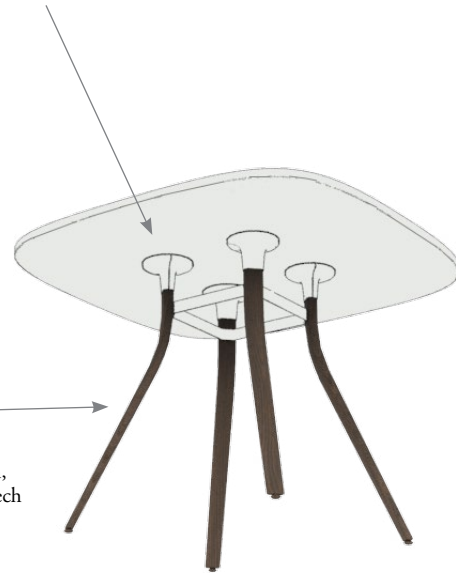
Frame Paint Finish:

Greystone, Crisp Grey

Legs:

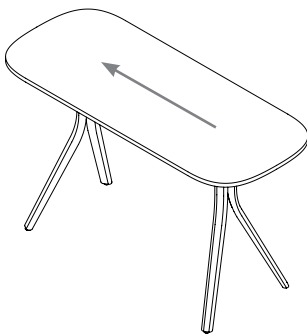
Solid Wood:

Natural Beech, Greystone Beech



grain direction

Woodgrain on all worksurfaces run parallel with the length of the worksurface.



Laminate (HPL):



Pure White



Crisp Grey



Natural Beech



Greystone Beech

Frame Paint:



Greystone



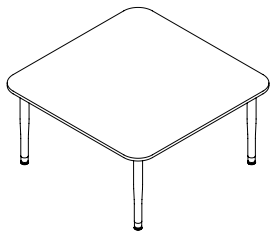
Crisp Grey

workshop table basics

The Zones Workshop Table can be used for semi-private or semi-formal spaces without having to rely on partitions or the architecture of the space. They serve the needs of classic meeting type environments.

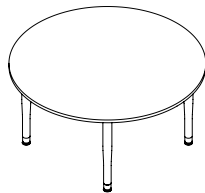


- Available 740mm high
- Available in three styles:
 - Rectangular
 - Square
 - Round
- Available with or without Power Box (MZNBL4 only) or Table Lamp cut outs
- Accommodates User-Edge USB Hub (available from Complements: *Teknion's Ergonomics & Accessories Program*)
- Provides a -12.5mm, + 38.1mm leveling range



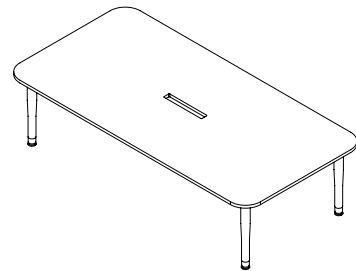
Square Workshop Table (MZNTWS)

- 1218mm and 1524mm wide



Round Workshop Table (MZNTWR)

- 1372mm and 1524mm Diameter



Rectangular Workshop Table (International Cut Out) (MZMTWT)

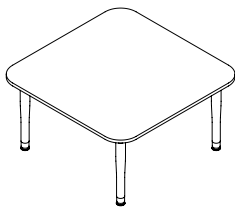
- 1218mm deep
- Available 2438mm and 3048mm wide
- Available with cut outs to accommodate outlets or Table Lamps in the following configurations:
 - No outlets or Table Lamps
 - Two outlets
 - Two outlets inner, two Table Lamps outer
 - One Table Lamp center, two outlets

dialogue workshop table basics

The Zones Dialogue Table is similar to the Workshop Table however it has a more casual posture for informal settings at 25" high.

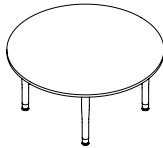


- Available 635mm high
- Available in three styles:
 - Rectangular
 - Square
 - Round
- Available with or without Power Box (MZNBL4 only), Table Lamp cut outs
- Accommodates User-Edge USB Hub (available from Complements: *Teknion's Ergonomics & Accessories Program*)
- Provides a -12.5mm – +38.1mm leveling range



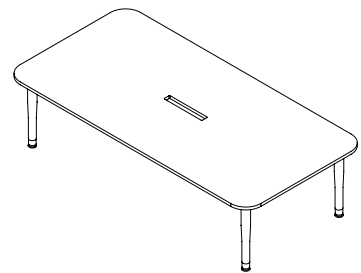
Square Dialogue Workshop Table (MZNTWB)

- 1218mm wide



Round Dialogue Workshop Table (MZNTWD)

- 1372mm Diameter



Rectangular Dialogue Workshop Table (International Cut Out) (MZMTWA)

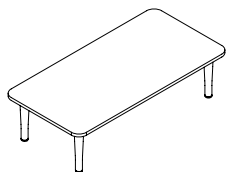
- 1218mm deep
- Available 1828mm and 2438mm wide
- Available with cut outs to accommodate outlets or Table Lamps in the following configurations:
 - No outlets or Table Lamps
 - One outlet center
 - Two outlets
 - Two outlets inner, two Table Lamps outer
 - One Table Lamp center, two outlets

lounge workshop table basics

The Zones Lounge Workshop Table is a lounge height work table conducive to work meetings at a flexible posture of 16" high.

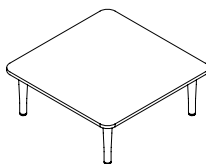


- Available 406mm high
- Available in three styles
 - Round
 - Square
 - Rectangular
- Available with or without Center Power Box (MZNBL4 only) and International cut out



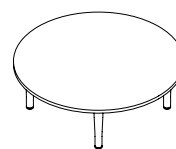
Rectangular Lounge Workshop Table (MZNTWG)

- Available in the following sizes:
 - 762mm deep x 1218mm wide
 - 762mm deep x 1372mm wide
 - 762mm deep x 1524mm wide
 - 762mm deep x 1676mm wide
 - 762mm deep x 1828mm wide



Square Lounge Workshop Table (MZNTWE)

- Available in the following sizes:
 - 1067mm deep x 1067mm wide
 - 1218mm deep x 1218mm wide



Round Lounge Workshop Table (MZNTWC)

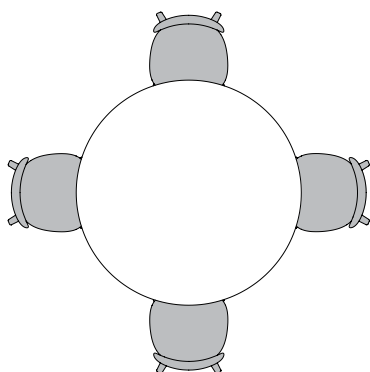
- Available 1218mm diameter

planning with workshop tables

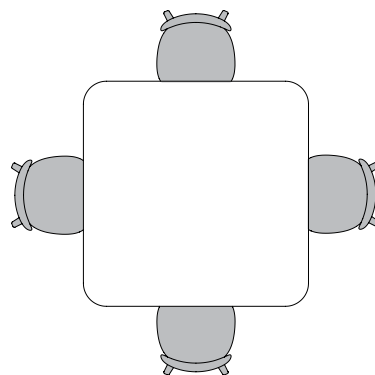
The following should be considered when planning with Workshop Tables.

recommended occupancy


The following demonstrates the recommended table occupancy to allow for adequate personal and working space on Workshop and Dialogue Workshop Tables.



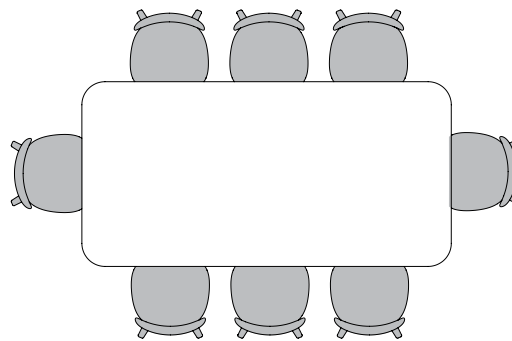
Round Workshop Table 1372mm and
1524mm diameter
4 people maximum




Square Workshop Table 1218mm deep and
1524mm wide
4 people maximum



Rectangular Workshop Table
1218mm deep x 1828mm wide
6 people maximum



Rectangular Workshop Table
1218mm deep x 2438mm wide
8 people maximum

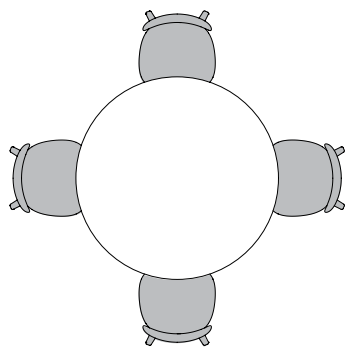


Rectangular Workshop Table
1218mm deep x 3048mm wide
10 people maximum

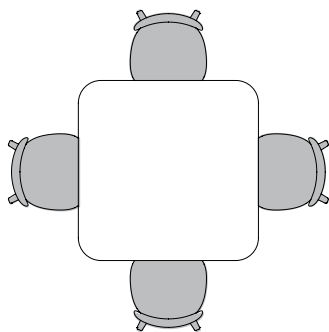
planning with workshop tables (continued)

recommended occupancy (continued)


The following demonstrates the recommended table occupancy to allow for adequate personal and working space on Dialogue Workshop Tables.



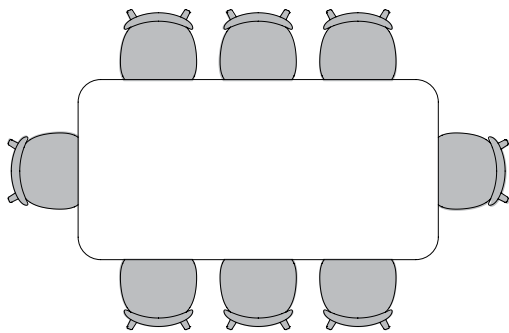
Round Dialogue Workshop Table
1372mm diameter
4 people maximum



Square Dialogue Workshop Table
1218mm deep x 1218mm wide
4 people maximum



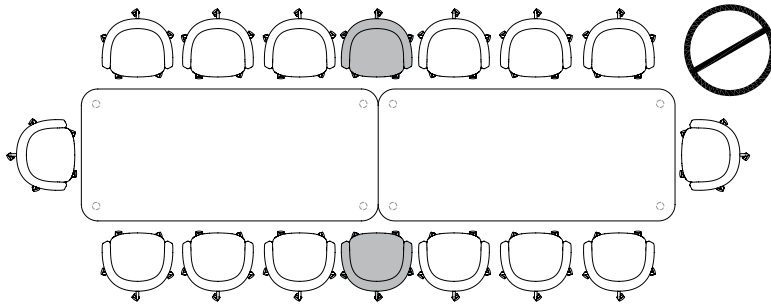
Rectangular Dialogue Workshop Table
1218mm deep x 1828mm wide
6 people maximum




Rectangular Dialogue Workshop Table
1218mm deep x 2438mm wide
8 people maximum

planning with workshop tables (continued)

Zones Rectangular Tables should not be ganged together, the leg location may interfere with the chair placement.




workshop tables vs. dialogue vs. lounge workshop tables heights



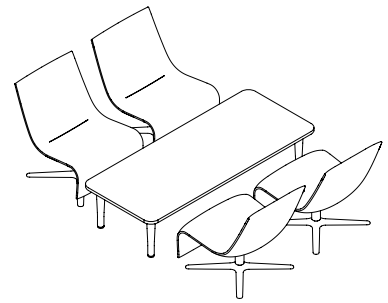
Workshop Table:

- 736mm high, ideal for meeting and formal spaces
- Multi-use and Task Chairs should be used with this table



Dialogue Workshop Table:

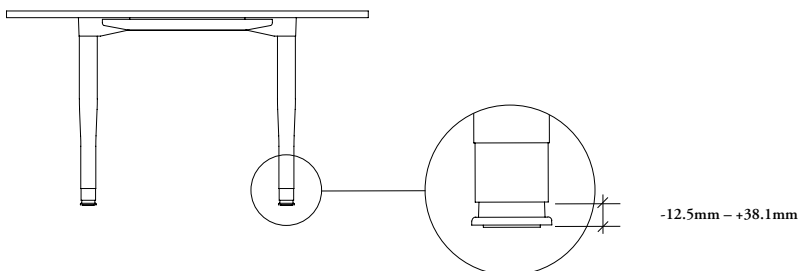
- 635mm high, ideal for casual and informal spaces
- The Zones Compact Lounge Chair and other Teknion and StudioTK casual seating should be used with this table



Lounge Workshop Table:

- 406mm high, ideal for informal spaces
- Multi-use and Task Chairs should be used with this table

leveling range



Workshop and Dialogue Tables have a -12.5mm – +38.1mm leveling range.

planning with workshop tables (continued)

table runner

- Mounts to the top of a rectangular Workshop Table or Dialogue Workshop Table
- Available in three sizes to match table lengths
- A variety of cut out configurations are available to accommodate the Power Box (MZNBL4 only) or Table Lamp

For 1828mm wide tables, one Table Runner (914mm wide)



Two Power Box, One Table Lamps




Two Power Box




No Cut Outs


For 2438mm wide tables, one Table Runner (1218mm wide)




Two Power Boxs, One Table Lamp



Two Power Boxs, Two Table Lamps




Two Power Boxs




No Cut Outs

For 3048mm wide tables, one Table Runner (1828mm wide)



Two Power Boxs, One Table Lamps



Two Power Boxs, Two Tables Lamps

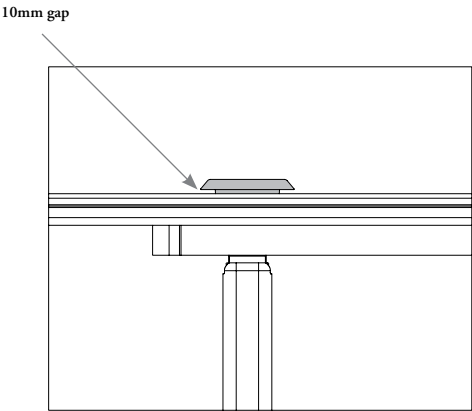


Two Power Boxs

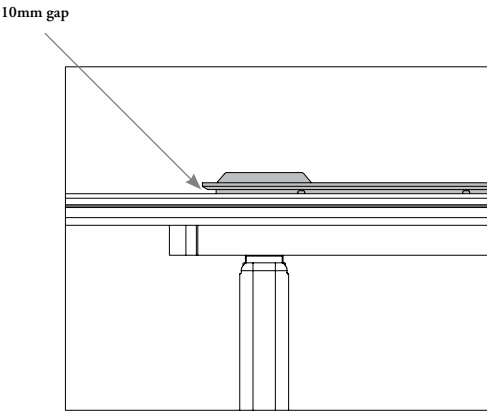


No Cut Outs

When Power Boxs are used, there will always be a 10mm gap for cable routing.



When a Power Box is specified on a table without a Runner, the 10mm gap will be between the Power Box and the top of the table.



When a Power Box is specified on a table with a Runner, the 10mm gap will be between the Runner and the top of the table.

workshop table finishes

The following outlines the finishes available with Zones Workshop Tables.

Table Top:

Laminate (HPL):

Pure White, Crisp Grey, Natural Beech and Greystone Beech



Table Runner:

Laminate (HPL):

Pure White, Crisp Grey, Natural Beech and Greystone Beech

Supports:

Frame Paint Finish:

Greystone, Crisp Grey



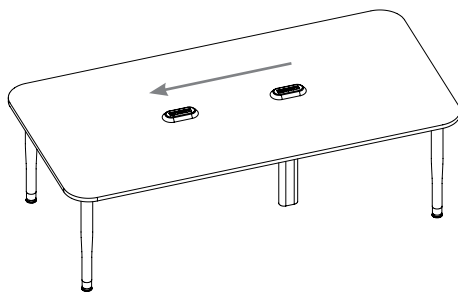
Legs:

Solid Wood:

Natural Beech, Greystone Beech

grain direction

Woodgrain pattern on all worksurfaces run parallel to the length of the worksurface.



Laminate (HPL): Available on all worksurfaces



Frame Paint:



understanding table electrics

Zones Tables are available with options for lighting, above worksurface power, USB hubs and cable management. The following outlines the various options available.

Further details on all of these products are available in the Lighting, Electrics & Wire Management section. Options are shown on the Workshop Table, however some options are also available on Canteen Tables.



Table Lamps^N and Power Boxes can be mounted on either a Table Runner or directly to the table.




USB Hubs^N mount to table edges for easy access, cable managers are available to route cables below the table.
Caution is required when pushing a chair underneath the table to prevent damage to the USB unit.



Under Worksurface Cable Management allows for a clean aesthetic below the table and to the floor.

ledge table basics

The Zones Ledge Table can be used with Modular Seating or independently. It's narrow depth is ideal for casual touch-down meetings or lounge settings.



Ledge Table – Straight (MZNTLS)

- Available in the following sizes:
 - 457mm deep x 1218mm wide
 - 457mm deep x 1524mm wide
 - 457mm deep x 1828mm wide
- Available 1067mm high
- Available with options for:
 - For additional information please see the *Lighting, Electrics & Wire Management* section

When incorporating Ledge Tables – Straight with Modular Seating, please see the *Zones Modular Seating* section.

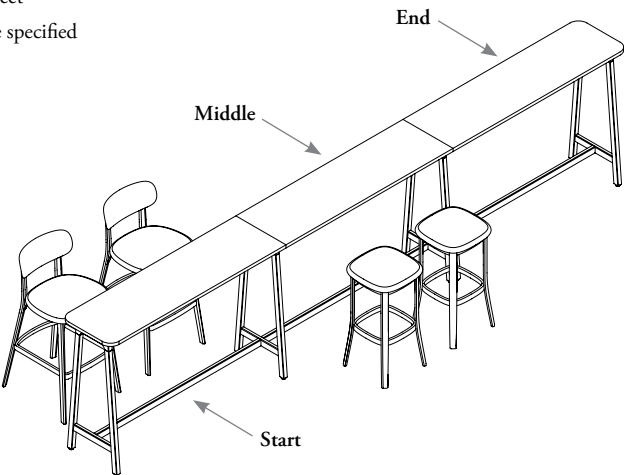
planning with ledge tables

The following should be considered when planning with Ledge Tables.

- Curved Ledge Tables can be specified freestanding or linked together to form longer runs.
- The maximum span for Ledge Tables is three tables, to a maximum length of 18 feet
 - To create longer configurations a combination start, middle and end tables can be specified



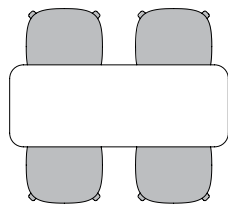
Freestanding Ledge Tables – Straight



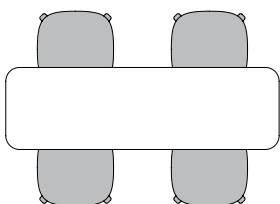
Linking Ledge Tables- Straight

recommended occupancy

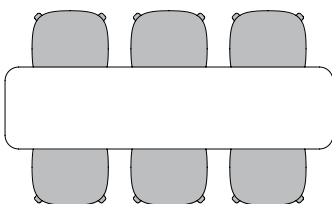
The following demonstrates the recommended table occupancy to allow for adequate personal and working space.



Freestanding Rectangular Ledge Table
457mm deep x 1218mm wide,
Four people maximum



Freestanding Rectangular Ledge Table
457mm deep x 1524mm wide,
Four people maximum


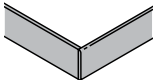
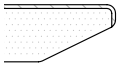



Freestanding Rectangular Ledge Table
457mm deep x 1828mm wide,
Six people maximum

edge trim style overview

Trim style and desk finish applications are summarized in the chart below.

Shading indicates the user edge

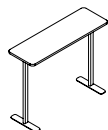
		Foundation Laminate Surface
Flat (6) All Edges		
Full Knife (H) User Edge		

casual tables

product map

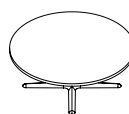
MZNTLT Laptop Table

Page 110



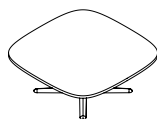
MZNTSR Low Round Tea Table

Page 112



MZNTSS Low Soft Square Tea Table

Page 113



MZNTTR High Round Tea Table

Page 114



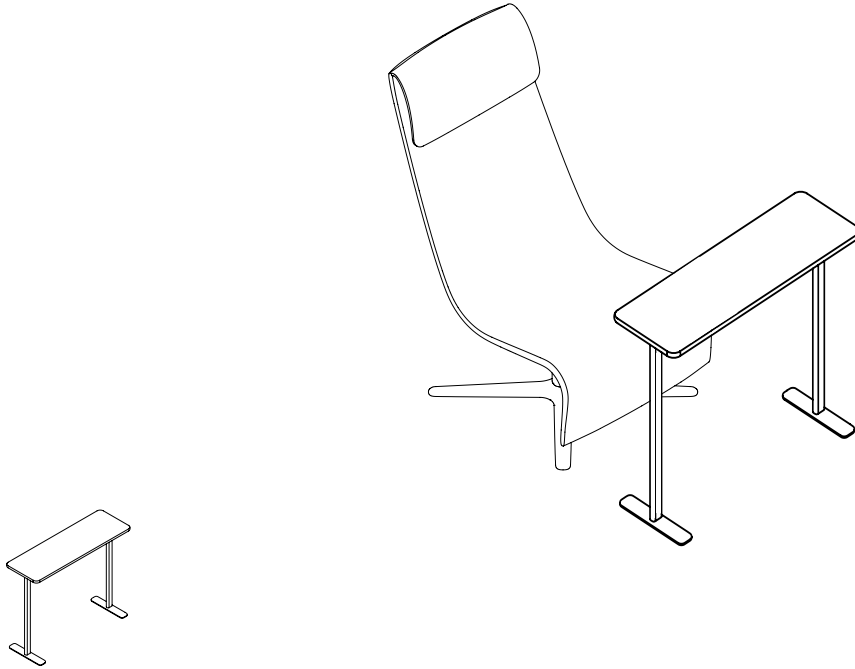
MZNTTS High Soft Square Tea Table

Page 115



laptop table basics

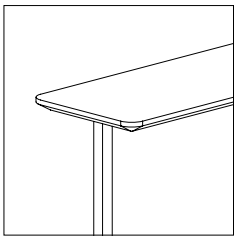
The Zones Laptop Table allows a user to organize their items around a small pull-up table.



Laptop Table (MZNTLT)

- Available 279mm deep x 838mm wide
- Available 660mm high

Zones laptop table is available in knife edge profiles:



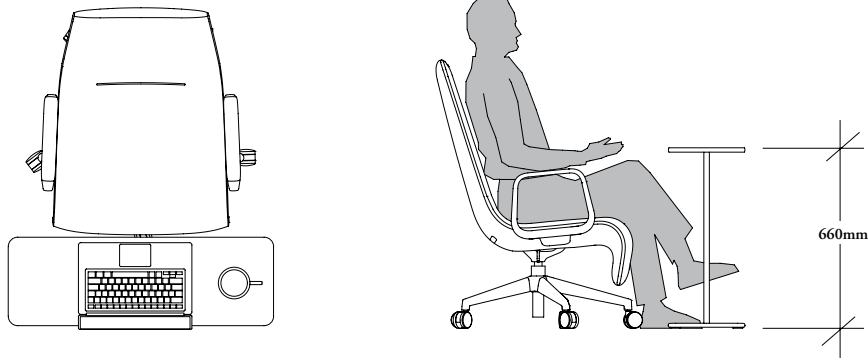
Laminate with Knife Edge

- Available:
 - All standard worksurface laminate finishes
 - Legs: Painted

planning with laptop tables

The following should be considered when planning with Laptop Tables.

The Zones laptop table offers a new approach to how one organizes their items around a small pull-up table.



By re-orienting the surface area to be shallow but wide, people can place their personal items such as drinks, phone and notebooks beside their laptop for easy reach. They don't have to be placed behind or crowded in front of their laptop.

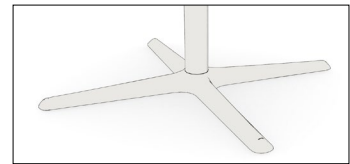
tea table basics

Zones Tea Tables have a metal star base leg and are ideal for lounge settings.

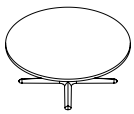


High Round Tea Table

- Available in two styles:
 - Low Tea Tables 406mm high, Four-Star
Base similar to Club Chair
 - High Tea Tables 483mm high, Four-Star
Base similar to Solo Chair

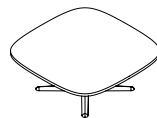


Low Round Tea Table Base



Low Round Tea Table (MZNTSR)

- Available 1067mm diameter



Low Soft Square Tea Table (MZNTSS)

- Available 1067mm deep



High Round Tea Table (MZNTTR)

- Available 762mm and 914mm diameter



High Soft Square Tea Table (MZNTTS)

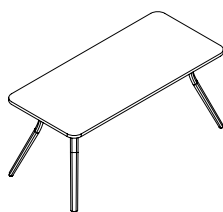
- Available 762mm and 914mm deep

workstation integration

product map


MZNTCT Systems Canteen Table – Task Height

Page 124



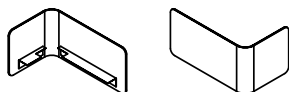
MZNTCB Systems Canteen Table – Bar Height

Page 126



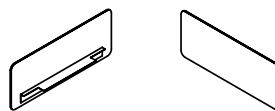
MZND CF Corner Desk Edge Screen – Fabric

Page 127



MZNDSF Straight Desk Edge Screen – Fabric

Page 128



understanding workstation integration

Zones offers a collection of screens, worksurfaces with canteen legs, and tables that can be integrated into the Teknion portfolio of products.



desk edge screens

- Available for flat or corner desk applications
- Available in fabric or wood (fabric shown on flat application and wood shown on corner application)
- Can be mounted to semi-suspended or freestanding desks
- 1067mm datum height

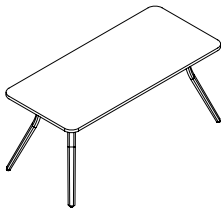
systems canteen table basics

The Zones System Canteen Table integrates into District or upStage workstations planned with Semi Supported Worksurfaces. The 3" corner radius match the radius of Semi-Supported worksurfaces.



Canteen Table Bar Height -
1067mm high (shown)

- Available in the following heights:
 - Task Height (740mm)
 - Bar Height (1067mm)
- Available with 76.2mm radius corners



Systems Canteen Table –Task Height (MZNTCT)

- Available in following sizes:
 - 610mm, 762mm, and 914mm deep
 - 1524mm, 1676mm and 1828mm wide
 - 740mm high
- Available with the following cut out options:
 - District round grommet centered on back
 - upStage rectangular cut out centered on back (grommet is not included, and must be order from the upStage catalogue)
- Available in the following edge styles:
 - Double eased edge
 - Knife edge
 - Flat edge



Systems Canteen Table –Bar Height (MZNTCB)

- Available in following sizes:
 - 762mm and 914mm deep
 - 1524mm, 1676mm and 1828mm wide
 - 1067mm high
- Available with the following grommet options:
 - District round grommet top centered
 - upStage rectangular cut out top centered (grommet is not included, and must be order from the upStage catalogue)
- Available in the following edge styles:
 - Double eased edge
 - Knife edge
 - Flat edge
- Available with or without options for:
 - International electrics

datum height

Systems Canteen Tables are available in task and bar height to allow for different meeting styles.



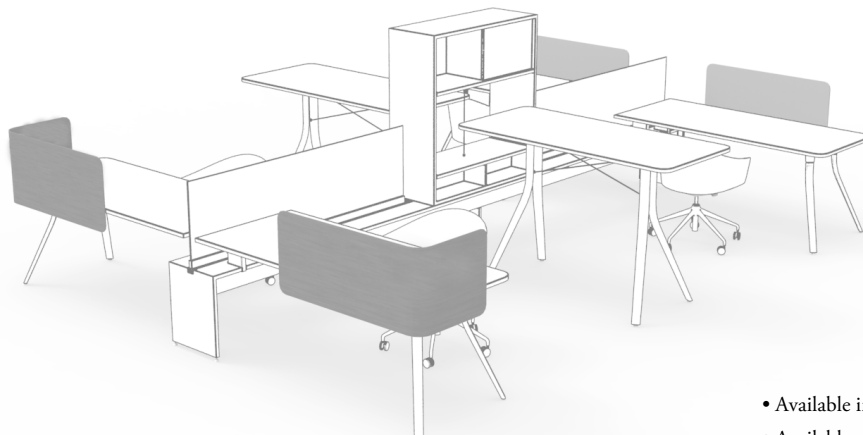
Task Height, 740mm high



Bar Height, 1067mm high

desk edge screen basics

Zones Desk Edge Screens mount to Semi-Supported Worksurfaces to provide seated privacy.

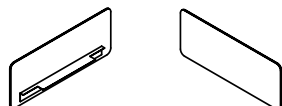


- Available in fabric
- Available straight and cornered



Corner Desk Edge Screen -Fabric (MZNDCF)

- Available in the following sizes:
 - 508mm, 740mm, 889mm and 1041mm wide
 - 508mm deep
 - 483mm high (1067mm datum)
- Material options available:
 - Fabric without slots



Straight Desk Edge Screen -Fabric (MZNDSF)

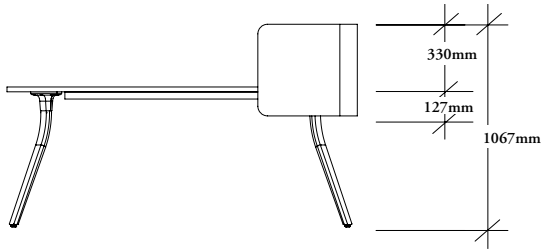
- Available in the following sizes:
 - 915mm, 1067mm, 1219mm and 1372mm width
 - 1067mm high
- Material options available:
 - Fabric without slots

planning with desk edge screens

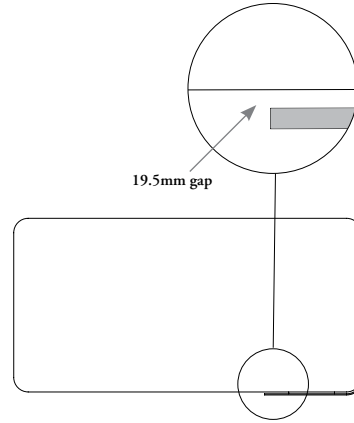
The following should be considered with planning with Desk Edge Screens.

corner desk edge screens

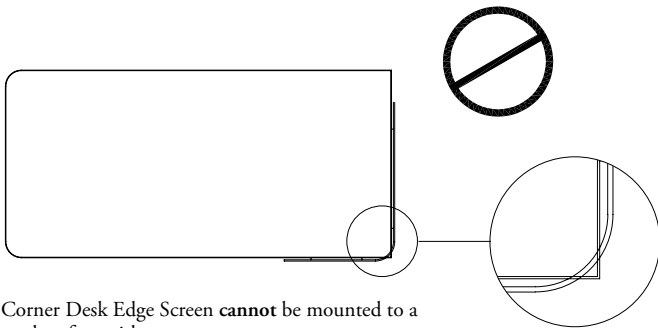
Mounts to semi-suspended worksurfaces or freestanding desks.



- 1067mm high datum (127mm below worksurface modesty)
- It is recommended that the desk edge screen be 152mm inset from either side to avoid interference with leg brackets



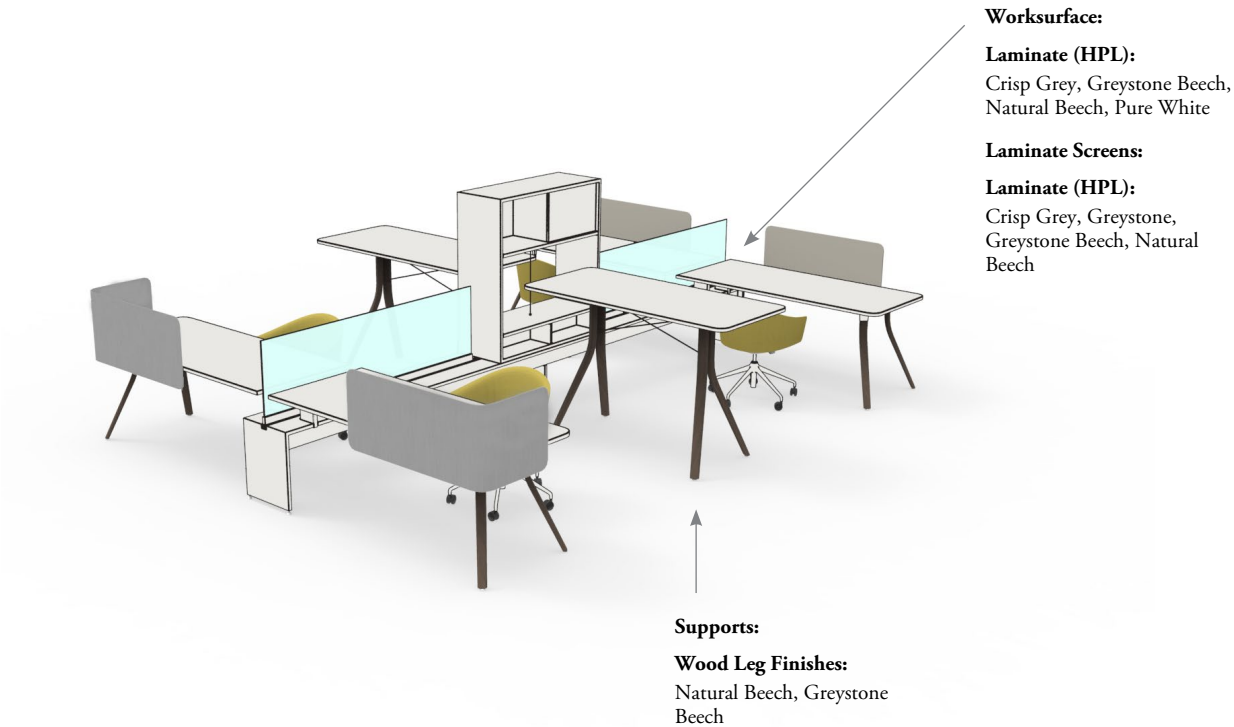
- There is a 19.5mm wire gap when mounted to a worksurface



- Corner Desk Edge Screen **cannot** be mounted to a worksurface with square corners

workstation integration finishes

The following outlines the finishes available with Zones Workstation Integrated products.




worksurface

Laminate (HPL):



support

Wood Leg Finish:



storage & accessories

product map

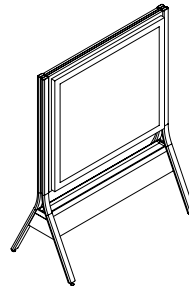
MZNAE Easel

Page 138



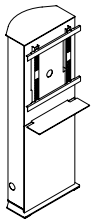
MZNAT Tech Easel

Page 140



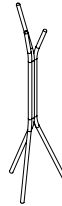
MZNET Monitor Tower

Page 141



MZNAS Coat Stand

Page 142

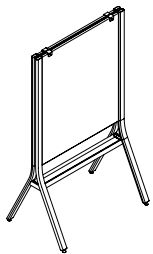


easel basics

Zones Easels can be used in a variety of meeting and lounge settings to provide a writable, tackable surface or add technology functionality.

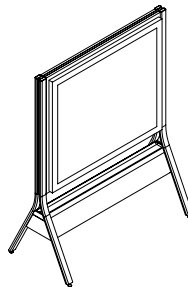


Tech Easel (shown)



Easel (MZNAE)

- Provides casual space division and a vertical working surface
- Available 914mm, 1219mm and 1524mm wide
- Overall heights include:
 - 1889mm with casters
- Surface finishes include:
 - Whiteboard
 - Chalkboard
- Each side can be specified with a different finish
- Available with or without a flip chart rail
- Caster options include:
 - Casters



Tech Easel (MZNAT)

- Provides casual space division with a vertical mounting surface for a television screen on one side
- Available 1524mm and 1829mm high and 1270mm wide
- Opposite side options include:
 - Whiteboard
 - Chalkboard
- Caster options include:
 - Casters

Paint Finish:



Wood Finish:

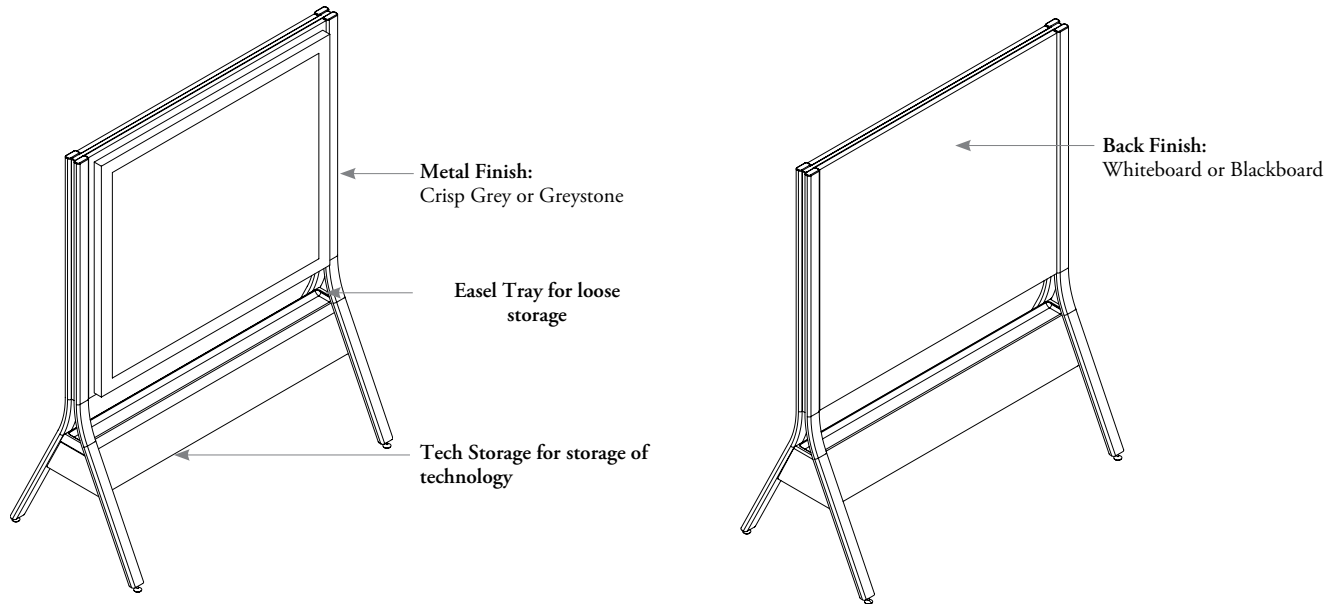


planning with easels

The following should be considered when planning with Zones Easels.

tech easel

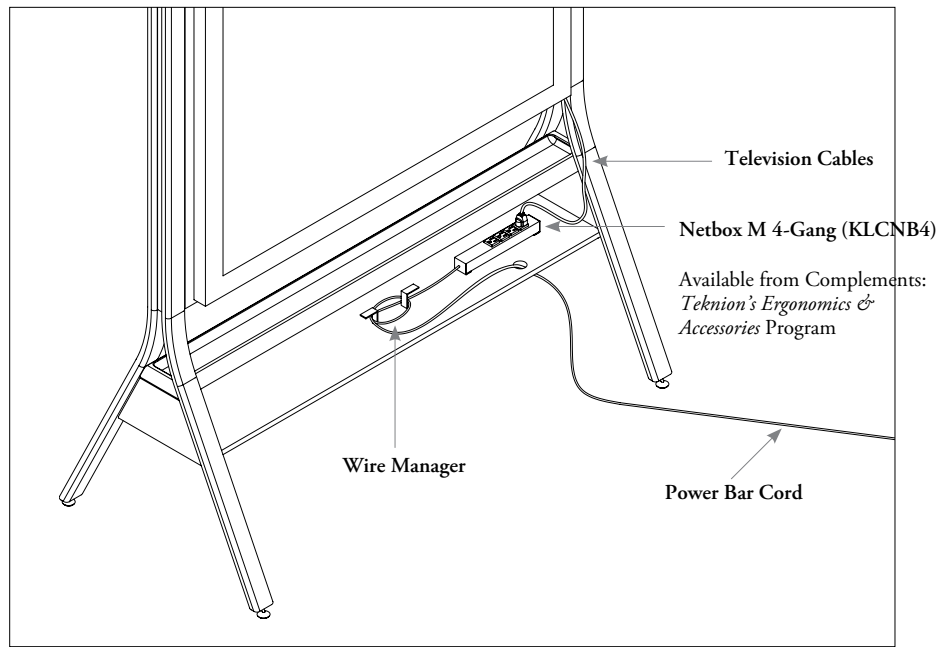
The Tech Easel offers the ability to mount a television screen on one side, and a functional surface on the backside.



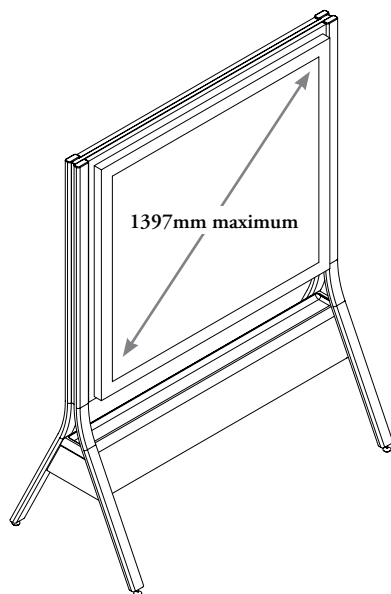
planning with easels (continued)

Tech Easels have a lower covered tray which conceals all wire management.

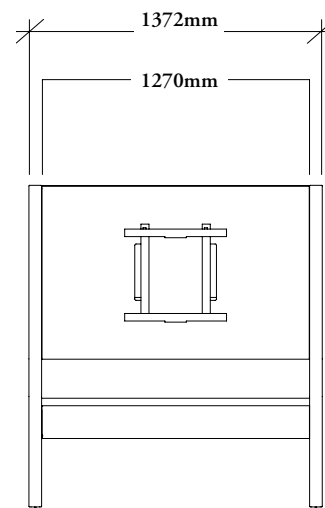
- The Netbox M 4-Gang (KLCNB4) is site installed on the left or right side
- The internal wire manager stores excess Power Bar cables inside of the unit
- There are two access doors fastened by magnets



Television monitors mounted to the Tech Easel **cannot** be more than 1397mm wide or 50 lbs.

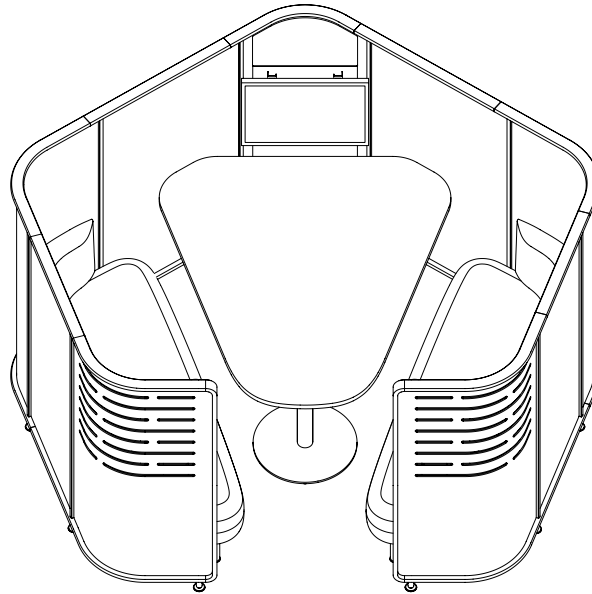


The 1270mm width of the Tech Easel is nominal, the actual width of the easel is 1372mm wide.

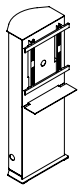


monitor tower basics

Zones Monitor Towers provide a monitor mounting and power routing location in enclosures and screens.



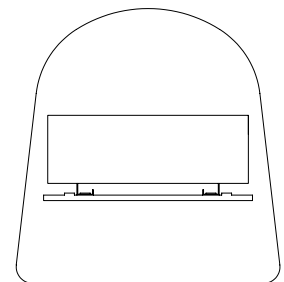
Digital Lounge Meeting Zone –
Four (shown)



Task Corner

Monitor Tower (MZNET)

- Provides a monitor mounting and power routing location in semi-suspended applications in both Enclosures and freestanding Screen configurations
- Does **not** mount to an Enclosure or Screen but must mount to a worksurface



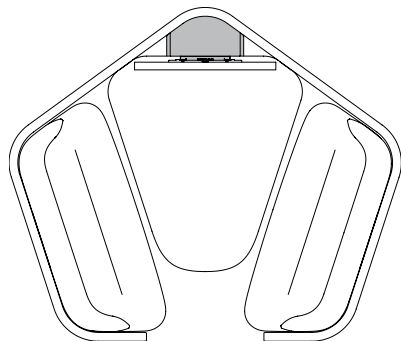
Corner

Paint Finish:



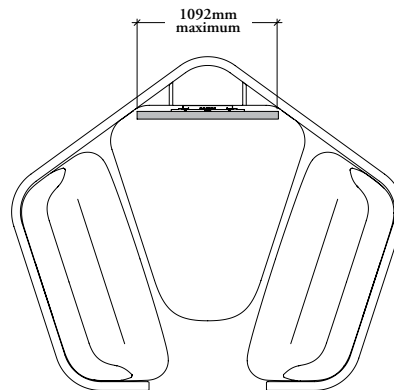
planning with monitor towers

The following should be considered when planning with Monitor Towers.



Monitor Tower (MZNET)

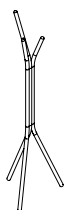
Curved Monitor Towers are designed to be used in the curves of Enclosures and Freestanding Screens.



Monitor Towers can accommodate a television screen up to 1092mm wide when mounted inside an Enclosure. Wider television screens will interfere with the Enclosure screen.

coat storage basics

Zones offers a stationary and portable storage solution for coats and other personal items.



Coat Stand (ZNAS)

- Provides an adaptable solution for coat storage

Paint Finish:



Wood Finish:




lighting, electrics &
wire management

product map

MZHEN Power Cable Manager

Page 158



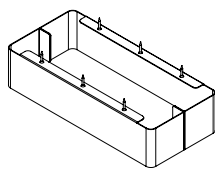
MZNEM Screen Cable Manager

Page 159



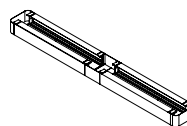
MZNES Workshop Table Cable Skirt

Page 160



MZNEH Workshop Table Cable Box

Page 161



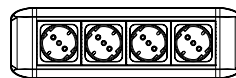
MZNEC Workshop Table Cable Manager

Page 162



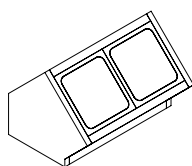
MZNBL4 Netbox Line 4-Gang

Page 163




MZNBSM2 Netbox Smart 2-Gang

Page 164



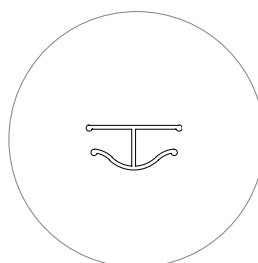
cable management basics

Zones offers a variety of cable management solutions that can be mounted to Enclosures, Screens or Tables.



Power Cable Manager (MZNEN)

- Mounts to the bottom trim on an Enclosure for horizontal cable management or can be used to route cables down a Canteen Table leg
- Available in one, three or five piece configuration
- 609mm long
- Always finished in Black



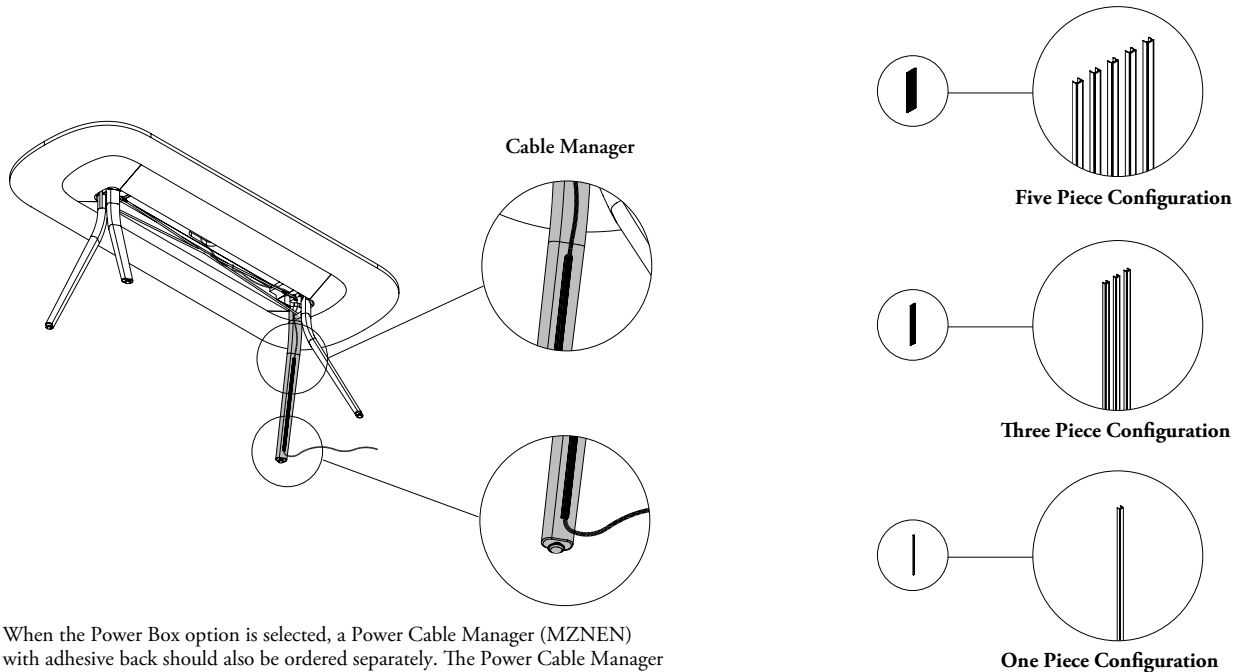
Screen Cable Manager (MZNEM)

- Mounts to the bottom trim on an Enclosure or Screen to route multiple cables along the trim
- Available:
 - Small (8 pieces)
 - Medium (12 pieces)
 - Large (16 pieces)

planning with cable management

The following should be considered when planning with Zones cable management.

power cable manager

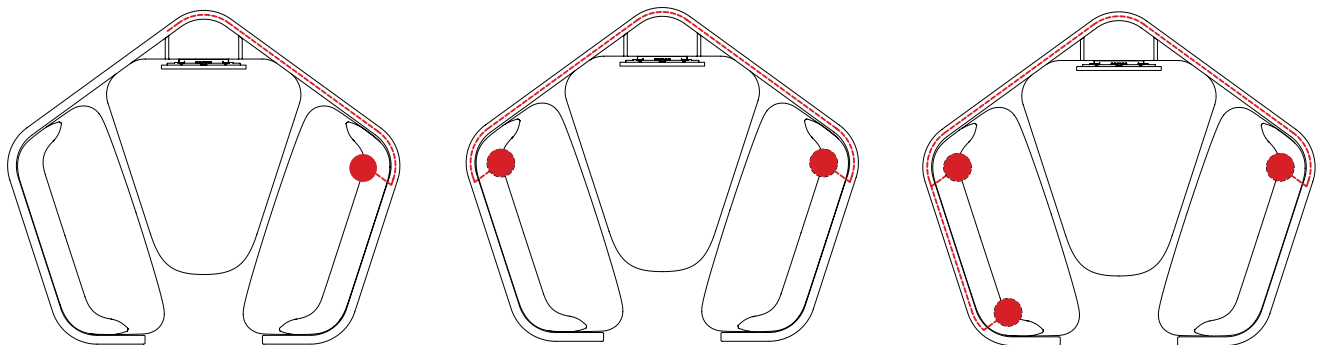


When the Power Box option is selected, a Power Cable Manager (MZZEN) with adhesive back should also be ordered separately. The Power Cable Manager (MZZEN) routes down the inside of the leg.

screen cable manager

When planning with the Screen Cable Manager the amount of bends in the Enclosure or Screen will determine what size of Screen Cable Manager is needed.

Example: Lounge Meeting Zone-Four (shown)



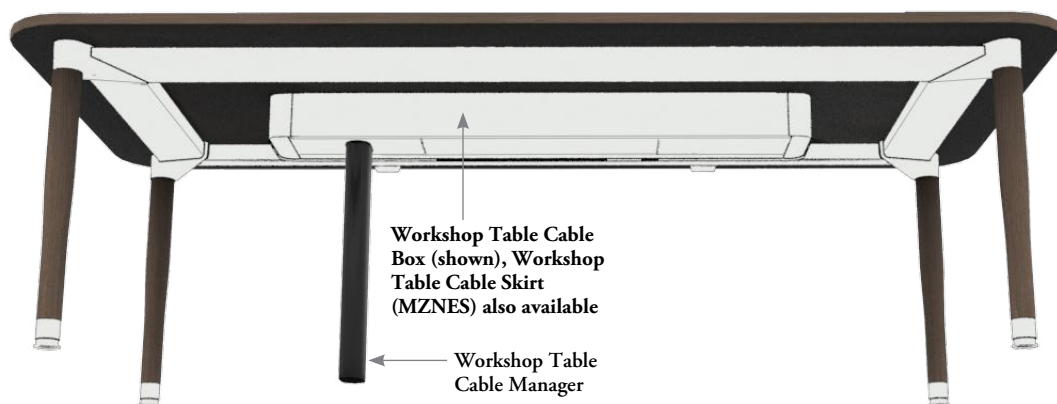
If cable management is required for two bends, small is required.

If cable management is required for three bends, medium is required.

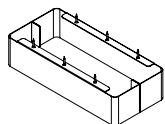
If cable management is required for four bends, large is required.

workshop table electrics basics

Zones below worksurface electrics allow for wire management and below worksurface power.

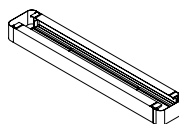


Below worksurface electrics are only available on Workshop Tables.



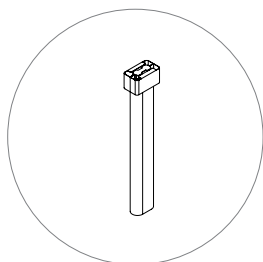
Workshop Table Cable Skirt (MZNES)

- Provides a visual cover for under worksurface electrics and wire management
- Available on all Workshop Tables



Workshop Table Cable Box (MZNEH)

- Provides a higher aesthetic full cover for all under worksurface electrics and wire management
- Available on all Workshop Tables



Workshop Table Cable Manager (MZNEC)

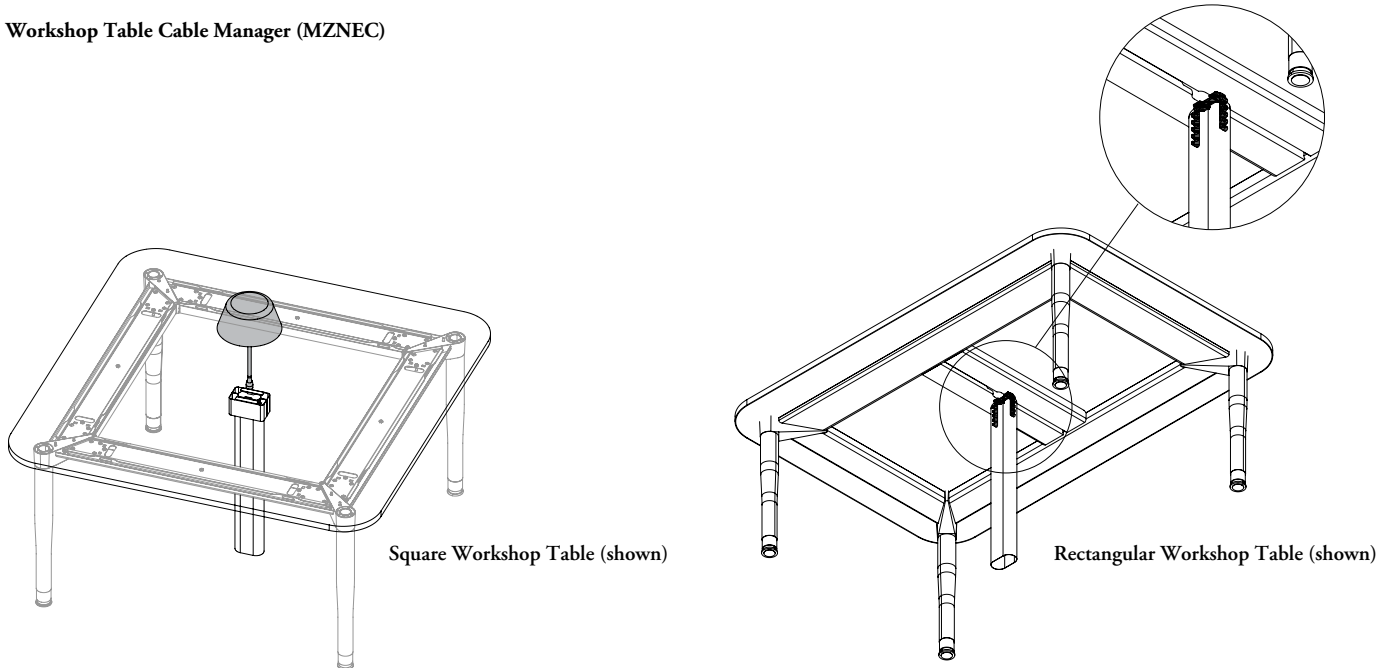
- Used to provide vertical cable management below the worksurface
- Available in all Workshop Tables
- Available in Black only
- Adjustable top mount to accommodate 635mm and 740mm high Workshop Tables

Electrical Finish:



planning with workshop table electrics

Workshop Table Cable Manager (MZNEC)

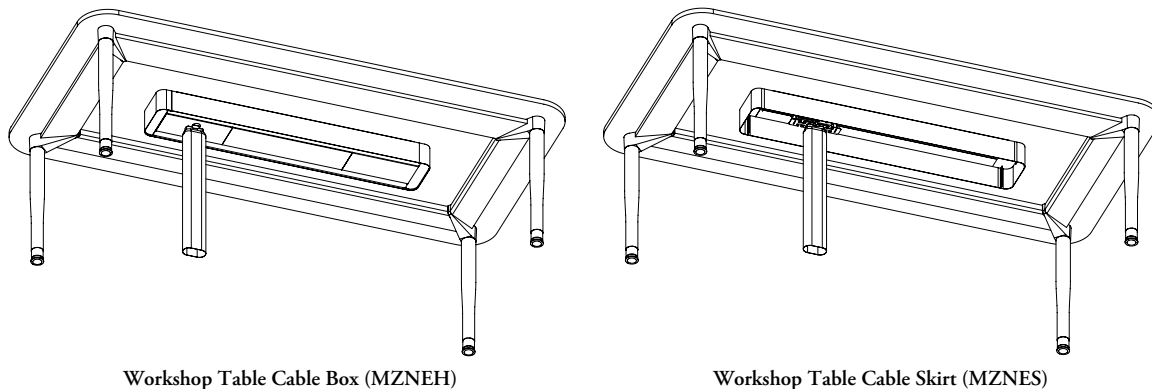


When the Workshop Table Cable Manager is specified with a Table Lamp, the Workshop Table Cable Manager (MZNEC) includes the brackets required to mount the Table Lamp on to the Square Workshop Tables (MZNTWS).

The Workshop Table Cable Manager has top mounting clips to adjust the height to accommodate Dialogue and Task Height Workshop Tables.

Workshop Table Cable Box (MZNEH) and Workshop Table Cable Skirt (MZNES)

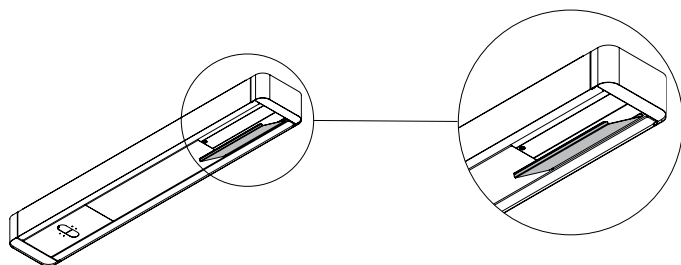
At standing or sitting height the aesthetics of the electrical box and skirt look the same, however the Workshop Table Cable Box comes with doors to conceal cables whereas the Workshop Table Cable Skirt does not.



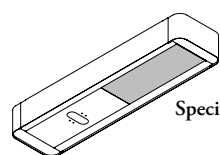
planning with workshop table electrics (continued)

Workshop Table Cable Box (MZNEH)

The Workshop Table Cable Box includes a movable flip down door that is attached with magnets and allows access to the Power Bar mounted inside the box and a movable cable cut out panel that allows cables to route to the floor.

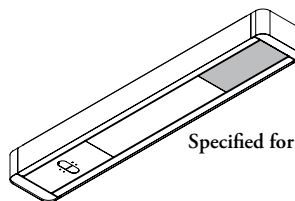
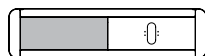


The door and cut out can be in four locations along the box to help align with floor monuments.



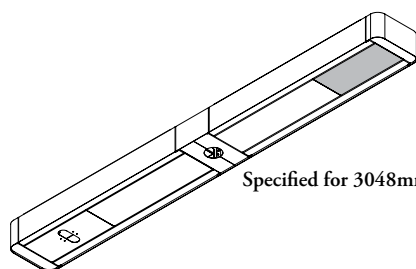
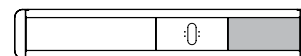

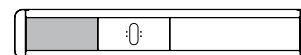

914mm wide x 229mm deep x 114mm high

Specified for 1828mm wide tables



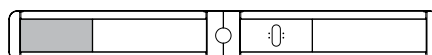
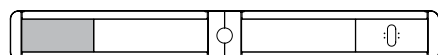
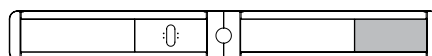
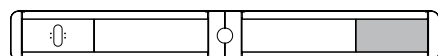
1372mm wide x 229mm deep x 114mm high

Specified for 2438mm wide tables



1828mm wide x 229mm deep x 114mm high

Specified for 3048mm wide tables



planning with workshop table electrics (continued)

The following outlines the electrical and lighting options available on Workshop Tables.

Round Workshop Table (MZNTWR)

29" high table shown

above worksurface

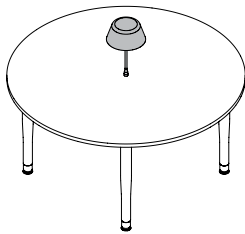
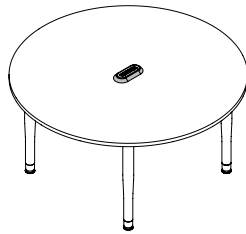
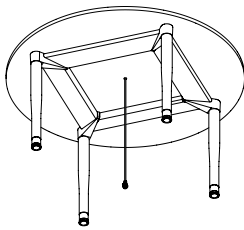


Table Lamp (ZNETL)

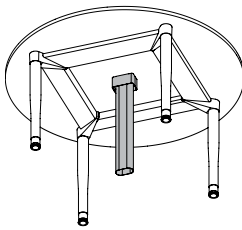


Power Box (MZNBL4)

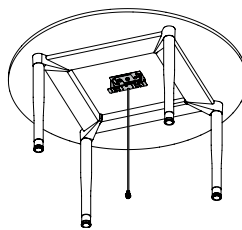
below worksurface



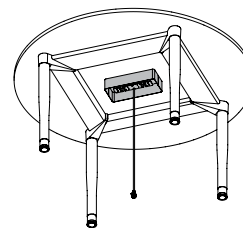
No cable management,
cable will be visible



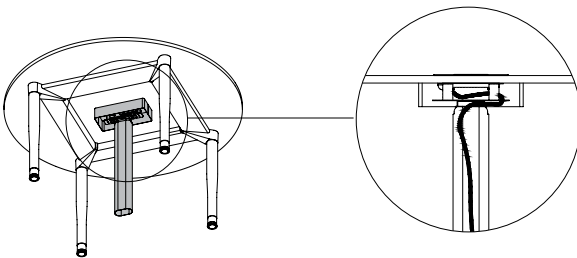
Workshop Table Cable
Manager (MZNEC)
Cable will be concealed



No cable management,
cable will be visible



Workshop Table Cable Skirt
(MZNES)
Power Boxes will be concealed,
cable will be visible



Workshop Table Cable
Skirt (MZNES) and
Workshop Table Cable
Manager (MZNEC)
CALA Power Module
will be concealed

planning with workshop table electrics (continued)

Square Workshop Table (MZNTWS)

740mm high table shown

above worksurface

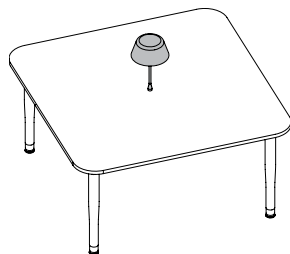
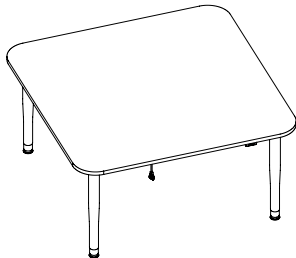
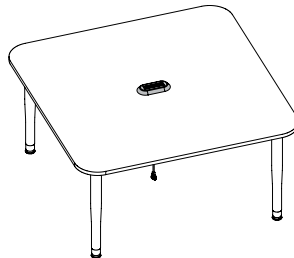


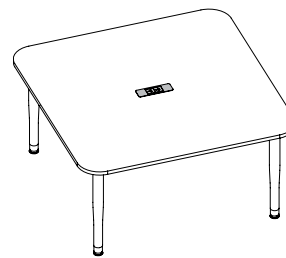
Table Lamp (ZNETL)



User-Edge USB Hub (YEUSB)

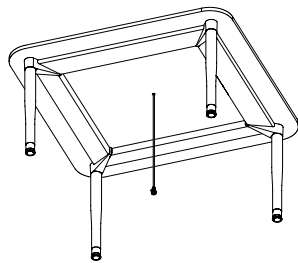


Power Box (MZNBL4)

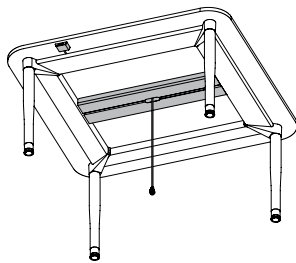


CALA Power Module (ZNEB)

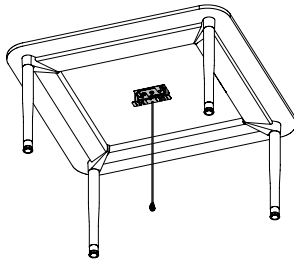
below worksurface



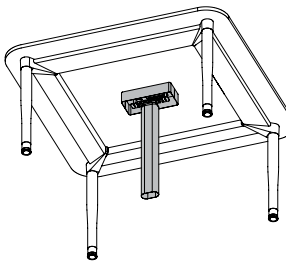
No cable management,
cable will be visible



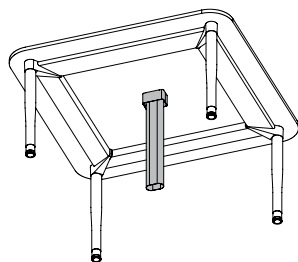
Workshop Table Wire
Manager Cover (ZNEW)
Cable will be concealed under the
table but visible to the floor



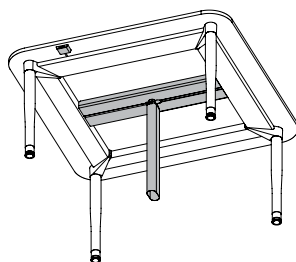
No cable management,
Cable will be visible



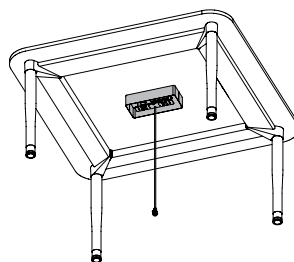
Workshop Table Cable
Skirt (MZNES)
and Workshop Table Cable
Manager (MZNEC)
Power Boxes and cable
will be concealed



Workshop Table Cable
Manager (MZNEC)
Cable will be concealed



Workshop Table Wire
Manager Cover (ZNEW)
and Workshop Table Cable
Manager (MZNEC)
Cable will be concealed



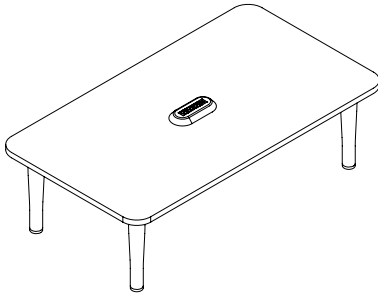
Workshop Table Cable Skirt
(MZNES)
Power Boxes will be concealed,
cable will be visible

planning with workshop table electrics (continued)

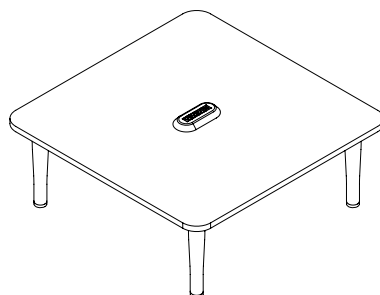
Lounge Workshop Tables

406mm high tables shown

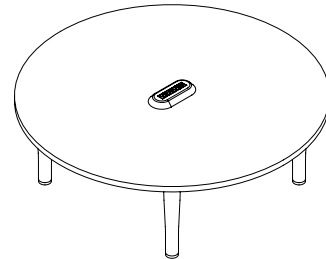
above worksurface



Rectangular Lounge Workshop Table (MZNTWG)
Power Boxes and cables will be visible



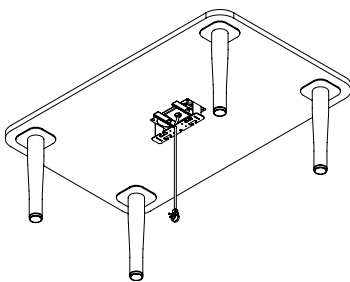
Square Lounge Workshop Table (MZNTWE)
Power Boxes and cables will be visible



Round Lounge Workshop Table (MZNTWC)
Power Boxes and cables will be visible

below worksurface

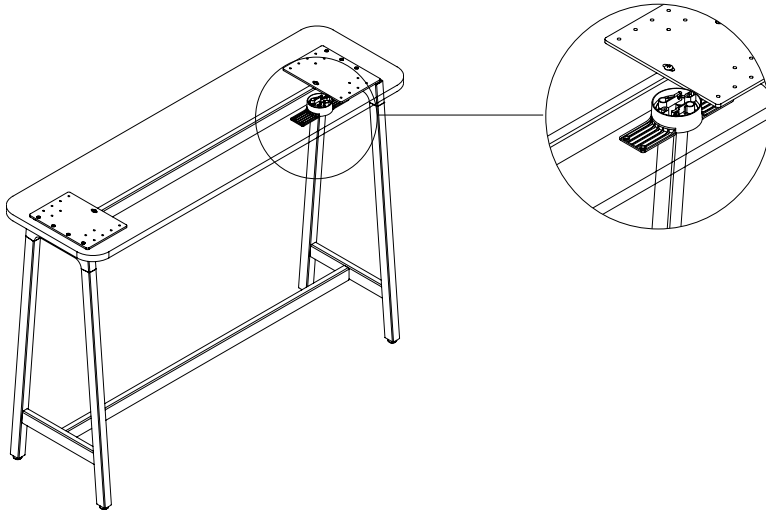
- Lounge Workshop Tables are 16" off of the floor and include wire management cut out if a Power Box is specified.
- The following power and wire management **cannot** be used on the rectangular, square or round lounge workshop table:
 - Workshop Table Cable Manager (MZNEC)
 - Workshop Table Cable Box (MZNEH)
 - Workshop Table Cable Skirt (MZNES)



No cable management, cable will be visible

planning with ledge table electrics

The Zones Ledge Table is available with the options for specifying electrics and cable management.

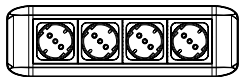



The Ledge Table can be specified with a cable wrap and a wire manager.

casual power basics

Zones provides options for casual power access.

Netbox Line 4-Gang (MZNBL4)

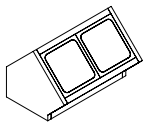
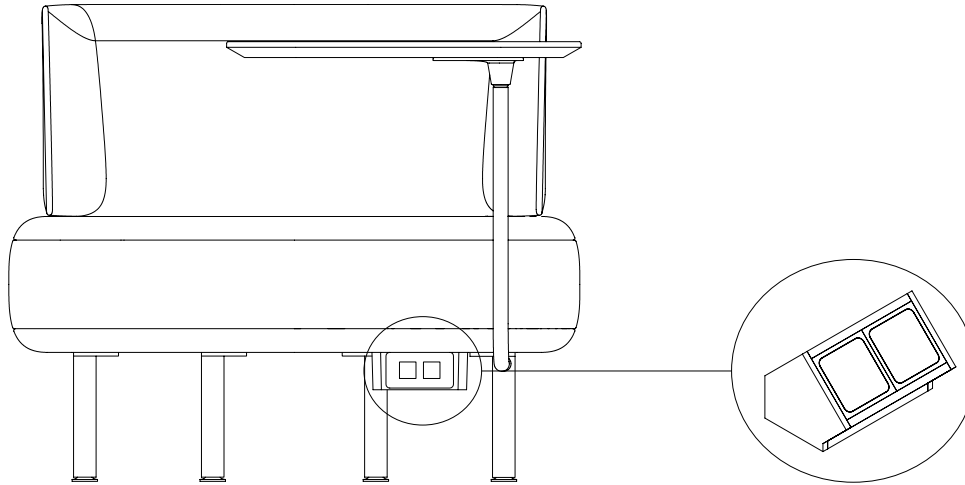


Netbox Line 4-Gang (MZNBL4)

- Provides above worksurface power and USB access
- Can mount to a worksurface, table or a table runner
- Available in three configurations:
 - 2 Power, 4 USB Charger
 - 3 Power, 2 USB Charger
 - 4 Power, 0 USB Charger

casual power basics (continued)

Netbox Smart 2-Gang (MZNBSM2)



Netbox Smart 2-Gang (MZNBSM2)

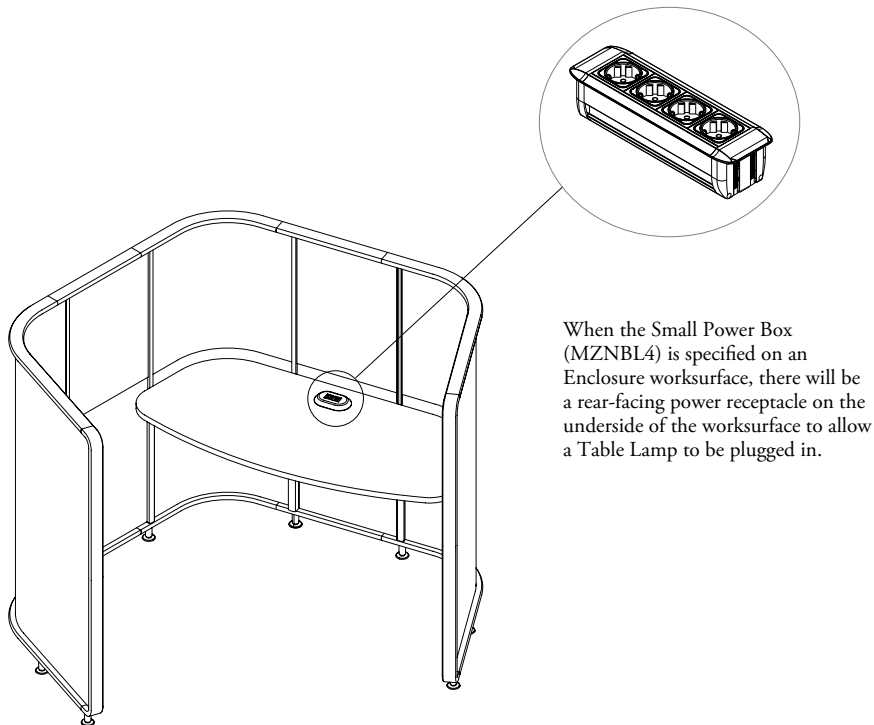
- Provides power and USB access for soft seating
- Can mount under the soft seating
- Available in three configurations:
 - 0 Power, 4 USB Charger
 - 1 Power, 2 USB Charger
 - 2 Power, 0 USB Charger

planning with casual power

The following should be considered when planning with Zones electrics.

The Power Box is available in four power configurations and two different sizes that are predetermined depending on the cut out specified.

- Large Power Box are specified on the worksurface in the following Enclosures:
 - Task Digital Meeting Zone -Four
 - Digital Lounge Meeting Zone
- Used on Canteen and Workshop Tables in a Power Box cut-out is specified



When the Small Power Box (MZNBL4) is specified on an Enclosure worksurface, there will be a rear-facing power receptacle on the underside of the worksurface to allow a Table Lamp to be plugged in.

understanding seating

understanding zones seating

Zones is a complete and cohesive collection that populates or pollinates across the entire office landscape. Included are more than 20 seating solutions which individually and collectively reflect Zones' poetic expression of a humanistic work culture.

- Zones seating is proportioned to accommodate the growing needs of the North American market and tested to ANSI/BIFMA standards.
- All Standard Upholstery Fabrics will be applied Off-the-Bolt with the exception of sofas and benches which are applied Railroaded. (See *Fabric Direction Guidelines* page in the *Textiles & Finishes + Materials* section for more information)

multi-use seating

A collection of benches, arm chairs and stools that can be used in a variety of locations. They are planned around Zones tables, used in Enclosures or blended with other product lines.



arm chair, side chair and side stool

Arm Chairs and Side Chairs reflect Zones' characteristic domesticity and materiality without sacrificing today's need for performance in various work environments.

The Arm Chair is a modern mixed-material interpretation of a classic all-wood chair.

The Side Chair is more casual and appropriate for more compact spaces.



benches

Shared benches convey a sense of community and act as a natural humanizing touch point, best suited around a Workshop Table.



backless stools

Stools at task, bar provide a casual aesthetic to commercial workplaces or hospitality spaces.

Counter and bar height stools allow the user to be at a closer eye level to someone standing.

Mixing seating heights helps to architecturally break up large spaces.

understanding zones seating (continued)

soft seating

A collection of club chairs, sofas and lounge chairs that can be used in a variety of locations. They can be planned around Zones tables or used in Enclosures.



club chairs

There are four variations that integrate while simultaneously answering different functional seating needs for focused and collaborative spaces.

They provide freedom to select multiple coordinating seating solutions across a floorplate.

planning with zones multi-use seating

The beauty of Zones Multi-Use Seating is its ability to mix with Tables or Enclosures to create both formal and casual environments that cater to users functional needs and designers aesthetic visions.

The large variety of Multi-Use Seating options in Zones provides the ability to create both formal and casual environments.



Creating different seating heights in adjacent areas adds variety, depth and delineation of space. The variety of options allows for the expression of an aesthetic vision, the level of formality, the short or long term ergonomics needs, and the desired price point.




Adding backless stool to the ends of tables provides for larger meetings, for side sitting postures. The visual variety encourages others to join the group.

Varying landscapes can be created in the open plan by combining work, counter and bar height layouts.

planning with zones multi-use seating (continued)



Arm chairs provide additional support and substance around a table. Low stacking stools provide casual overflow seating and the all-wood version can double as a quick side-table.



Placing Arm Chairs at the head of the table indicates stature or hierarchy while Side Chairs are used along the table length. Benches can be used at the perimeter wall for over flow seating.

planning with zones soft seating

The beauty of Zones Soft Seating is its ability to mix with Tables, Enclosures and other products to create settings that cater to users functional needs and designers aesthetic visions. The variety of options allow them to be used across an entire floor plate, both inside and outside of Enclosures.



The Club Chair Swivel Tilt with 5-Star Base is height-adjustable which is ideal for touch down stations. Other seating and tables can be used to utilize the space outside of Enclosures.



Club Chairs with 4-Wood Legs are an ideal guest chair solution in private offices.

multi-use seating

product map

MMZNMGZ Zones Arm Chair – 4-Wood Legs,
Plastic Back

Page 176




MZNMCZ Zones Side Chair – 4-Wood Legs, No Arms,
Plastic Back

Page 180




MZNMDZ Zones Side Stool – 4-Wood Legs, No Arms,
Plastic Back

Page 184



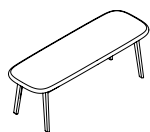
MZNMTU Zones High Backless Stool – 4-Wood Legs,
Upholstered

Page 188



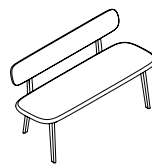
MZNMAU Zones Bench – No Back, 4-Wood Legs,
Upholstered

Page 192



MZNMB Zones Bench – With Back, 4-Wood Legs

Page 193



MZNMSU Zones Stacking Low Backless Stool –
4-Wood Legs, Upholstered

Page 196



MZNMSW Zones Stacking Low Backless Stool –
4-Wood Legs and Wood Seat

Page 197



zones arm chair overview

Zones Arm Chairs are a new-fashioned interpretation of an old-world wood chair. The one-piece, plastic, sculpted back elegantly twists to form armrests that connect to the Beech wood legs without visible fasteners. The signature curved legs of the Zones Arm Chairs coordinate with the Stools, Canteen Tables, Easel, Coat Rack and other products in the extensive Zones collection.

MZNMGZ



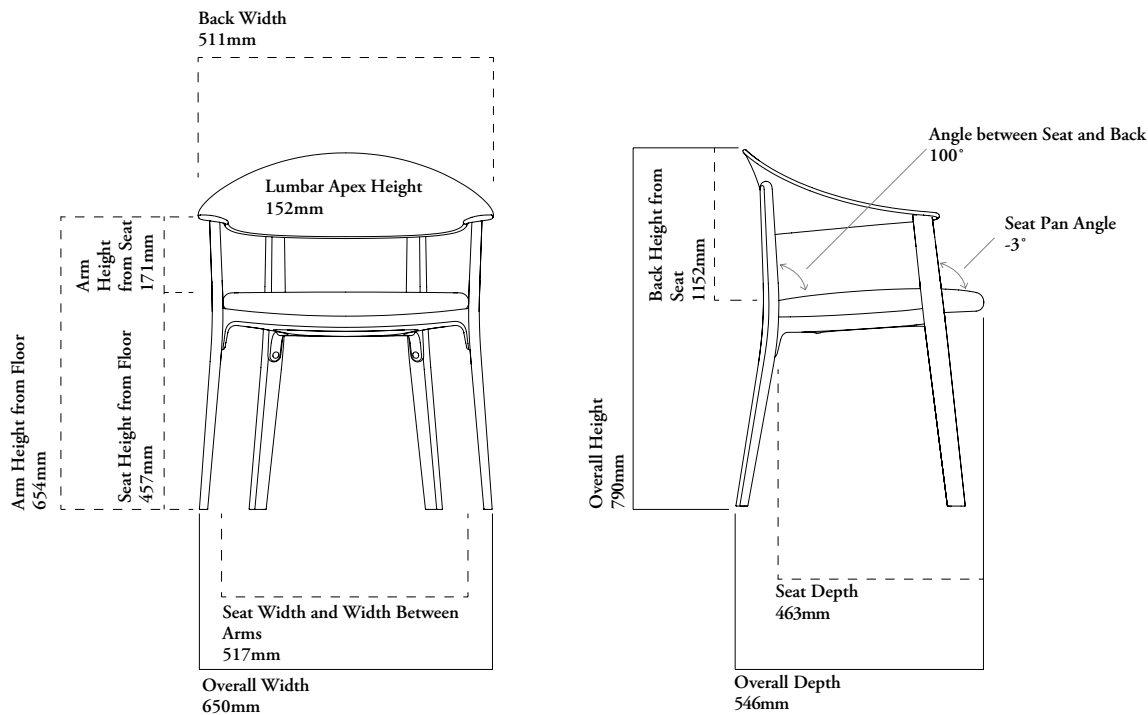
The following finishes are available on Zones Arm Chair, 4-Wood Legs, Plastic Back.

Plastic Back Finish:	Seat Yoke Metal Finish:	Wood Frame Finish:
<div><div></div><div></div></div>	<div><div></div><div></div></div>	<div><div></div><div></div></div>
GreystoneCrisp Grey	GreystoneCrisp Grey	Greystone BeechNatural Beech

zones arm chair dimensions & material requirements

• Zones Arm Chairs have been designed and tested for users weighing up to 300 lbs

WEIGHT	
Zones Arm Chair, 4-Wood Legs, Plastic Back	17 lbs



COM/COL Material Requirement

More yardage may be required depending upon the upholstery pattern, repeat, directionality and pattern matching. Leather yield varies from 60-80% and may be affected by the quality of the COL including location and quantity of blemishes, size and shape of hide. The size of the sewing pattern and the number of units ordered may also impact yield. Always round-up to the next hide.

	SINGLE UPHOLSTERED	
	COM [yards]	COL [sq. ft]
Zones Arm Chair	3/4	4.4




zones side chair overview

The Zones Side Chair is a familiar form that integrates within traditional hospitality settings and contemporary, corporate collaborative or workshop spaces. The simple, one-piece, plastic back invisibly connects to the Beech wood legs. The footprint of the Side Chair is more compact than the Arm Chair.

MZNM CZ



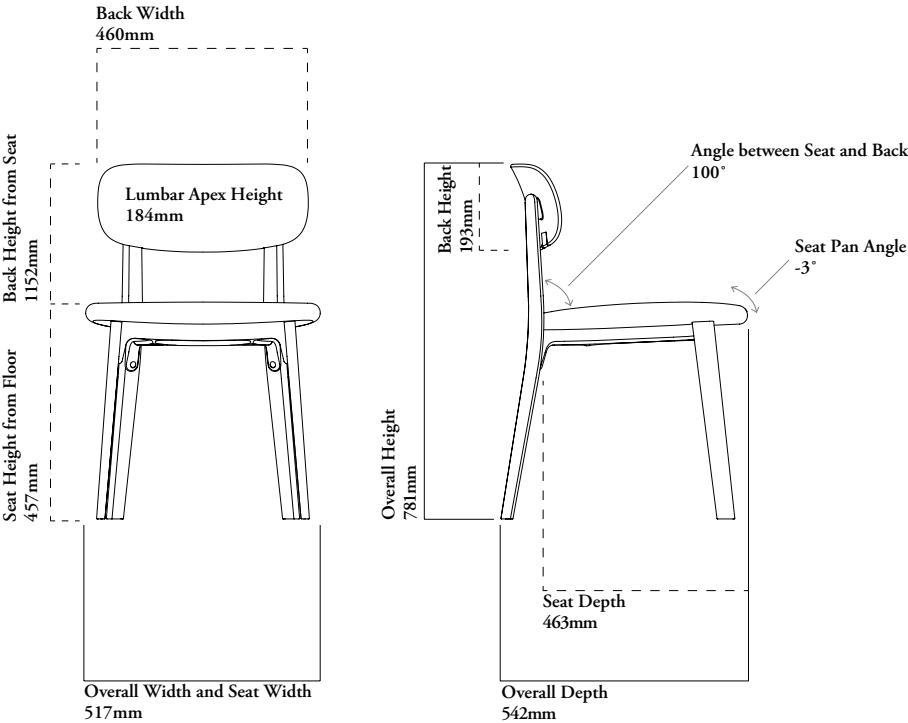
The following finishes are available on Zones Side Chair, 4-Wood Legs, No arms, Plastic Back.

Plastic Back Finish:		Seat Yoke Metal Finish:		Wood Frame Finish:	
					
Greystone	Crisp Grey	Greystone	Crisp Grey	Greystone Beech	Natural Beech

zones side chair dimensions & material requirements

• Zones Side Chairs have been designed and tested for users weighing up to 300 lbs

WEIGHT	
Zones Side Chair, 4-Wood Legs, No arms, Plastic Back	15 lbs



COM/COL Material Requirement

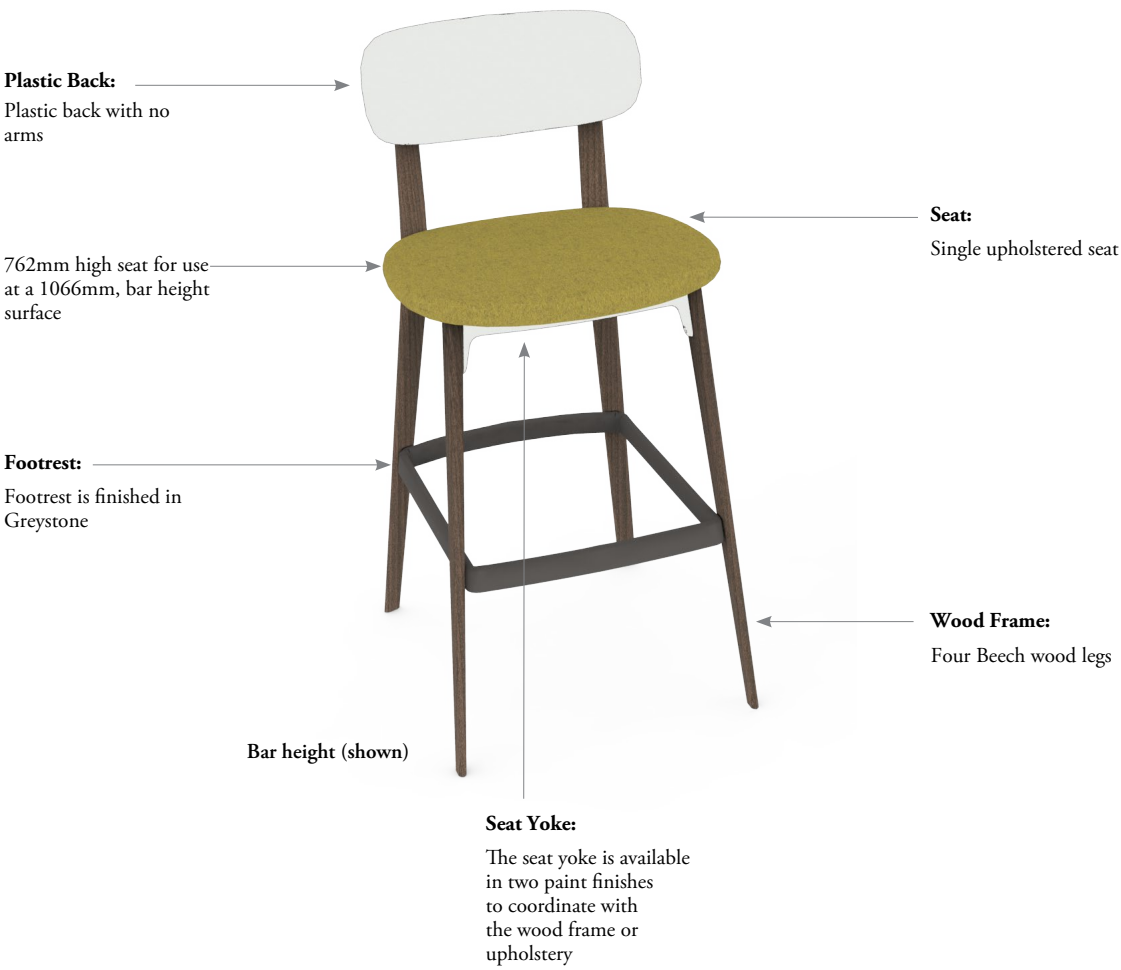
More yardage may be required depending upon the upholstery pattern, repeat, directionality and pattern matching. Leather yield varies from 60-80% and may be affected by the quality of the COL including location and quantity of blemishes, size and shape of hide. The size of the sewing pattern and the number of units ordered may also impact yield. Always round-up to the next hide.

	SINGLE UPHOLSTERED	
	COM [yards]	COL [sq. ft]
Zones Side Chair	3/4	4.4

zones side stool overview

Zones expands the visual language of the Side Chair to Side Stool for 914mm high counter and 1066mm high bar use. Side Stools facilitate a new trend in blending seating heights - providing a more casual ambiance and varied topography across a floor plan. Side Stools also feature the simple, one-piece, plastic back which invisibly connects to the Beech wood legs.

MZNMDZ



The following finishes are available on Zones Side Stools, 4-Wood Legs, No arms, Plastic Back.

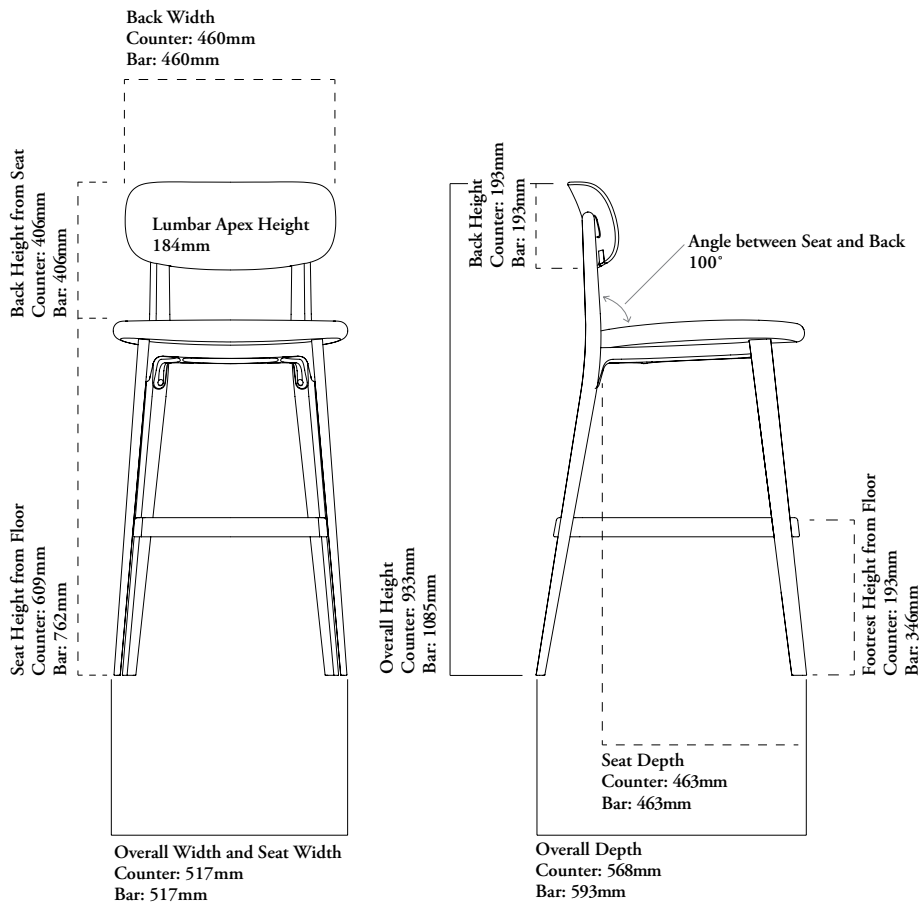
Plastic Back Finish:	Seat Yoke Metal Finish:	Wood Frame Finish:	Footrest Finish:
<div><div></div><div></div></div>	<div><div></div><div></div></div>	<div><div></div><div></div></div>	<div><div></div></div>
GreystoneCrisp Grey	GreystoneCrisp Grey	GreystoneBeechNatural Beech	Greystone

zones side stool dimensions & material requirements

- For Conversion to Metric, multiply dimension by 25.4
- Zones Side Stools have been designed and tested for users weighing up to 300 lbs.

WEIGHT

Zones Side Stool-No Arms,
4-Wood Legs, Plastic Back
(Bar height (shown)) 22 lbs



COM/COL Material Requirement

More yardage may be required depending upon the upholstery pattern, repeat, directionality and pattern matching. Leather yield varies from 60-80% and may be affected by the quality of the COL including location and quantity of blemishes, size and shape of hide. The size of the sewing pattern and the number of units ordered may also impact yield. Always round-up to the next hide.

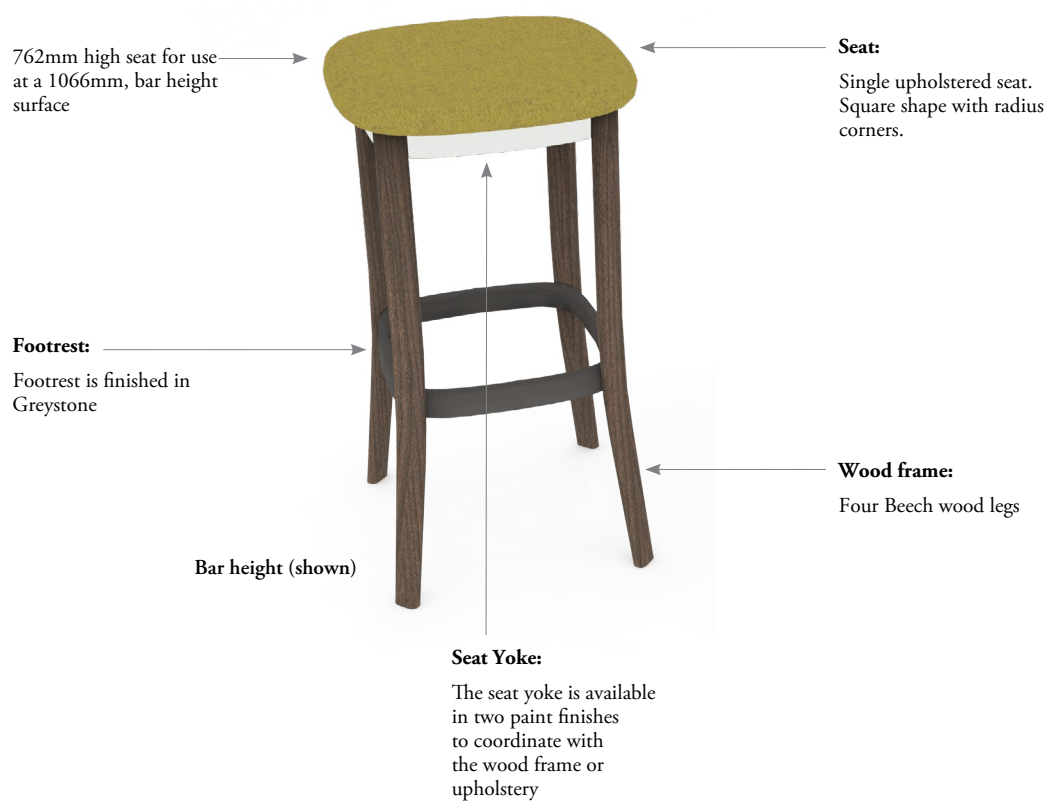
SINGLE UPHOLSTERED

	COM [yards]	COL [sq. ft]
Zones Side Stool – Bar Height	3/4	4.4

zones high backless stool overview

Zones Backless Stools offer a very casual and portable seating solution with the most compact of footprints. High Backless Stools are available for 914mm high counter and 1066mm high bar height application. Use them on their own or mix them with Side Stools.

MZNMTU



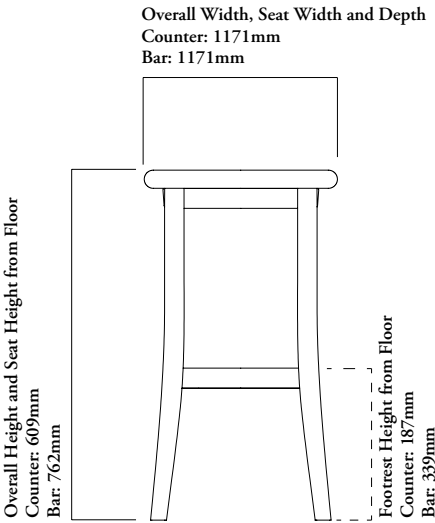
The following finishes are available on Zones High Backless Stool, 4-Wood Legs, Upholstered.

Seat Yoke Metal Finish:	Wood Frame Finish:	Footrest Finish:
<div><div></div><div>Greystone</div></div> <div><div></div><div>Crisp Grey</div></div>	<div><div></div><div>Greystone Beech</div></div> <div><div></div><div>Natural Beech</div></div>	<div><div></div><div>Greystone</div></div>

zones high backless stool dimensions & material requirements

- For Conversion to Metric, multiply dimension by 25.4
- The Zones High Backless Stool has been designed and tested for users weighing up to 300 lbs

WEIGHT	
Zones High Backless Stool, 4-Wood Legs, Upholstered (Bar height) (shown)	17 lbs



COM/COL Material Requirement

More yardage may be required depending upon the upholstery pattern, repeat, directionality and pattern matching. Leather yield varies from 60-80% and may be affected by the quality of the COL including location and quantity of blemishes, size and shape of hide. The size of the sewing pattern and the number of units ordered may also impact yield. Always round-up to the next hide.

	SINGLE UPHOLSTERED	
	COM [yards]	COL [sq. ft]
Zones High Backless Stool – Bar Height	3/4	3.6

zones bench overview

Zones Bench with Back illustrates a movement to a shared economy and ethos. Each bench seats 2 people and is crafted with 4-legged Beech wood frames and an upholstered seat. Integrated Beech plywood backs provide support and comfort during discussions or mingling, and their large radius-ends are friendly for side-sitters.

Shared benches around a Workshop Table convey a sense of community and act as a natural humanizing touch point. Zones Bench – No Back, 4-Wood Legs, Upholstered (MZNMAU) is for 2 people and provides an even more pure, informal, multi-directional solution than a bench with a back.

MZNNMB/MZNNMAU

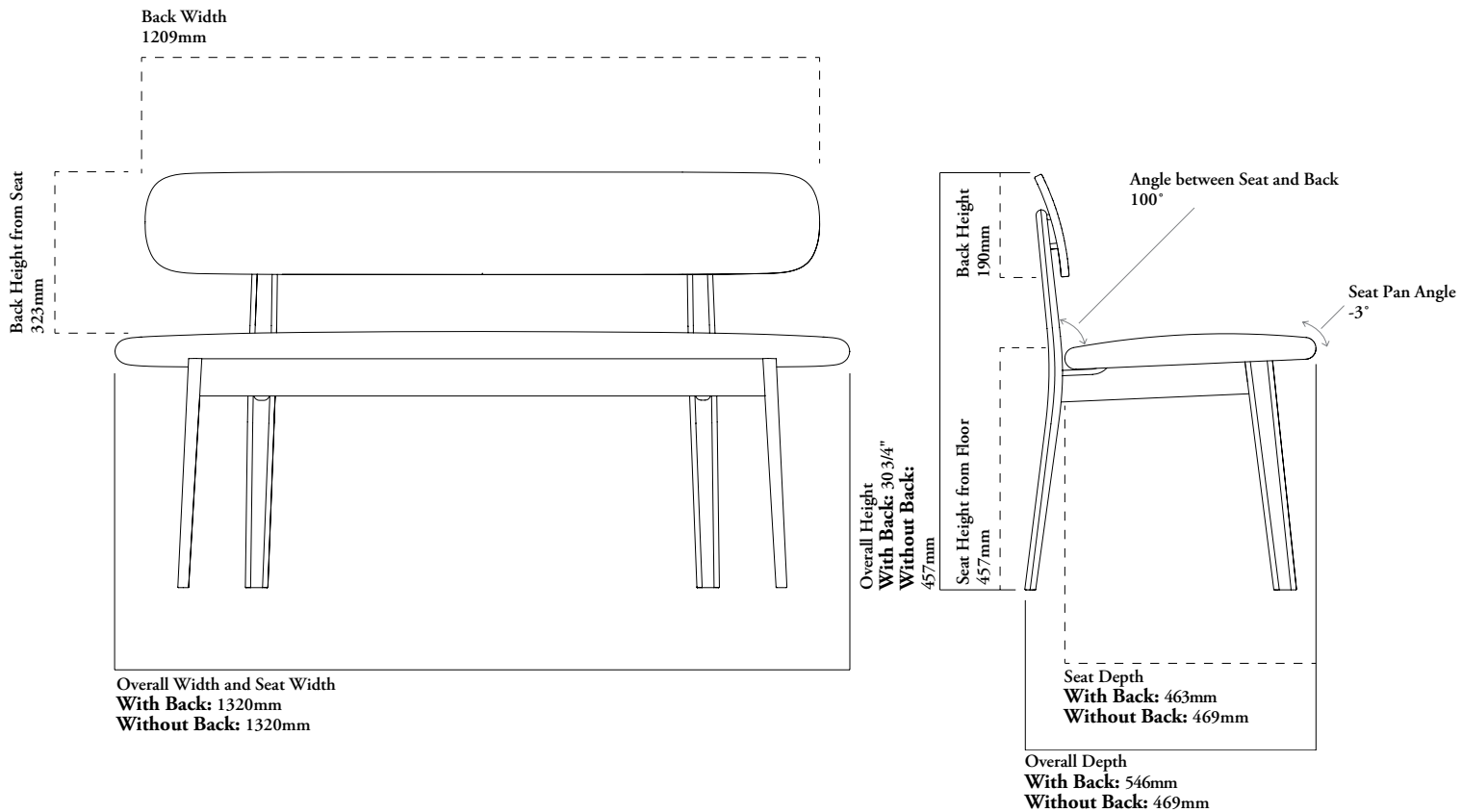


zones bench dimensions & material requirements

- Zones Bench – Without Back, 4-Wood Legs has been designed and tested for users weighing up to 300 lbs.
- Zones Bench – With Back, 4-Wood Legs has been designed and tested for users weighing up to 253 lbs.

WEIGHT

Zones Bench – With Back, 4-wood Legs (shown)	35 lbs
Zones Bench-No Back, 4-wood Legs, Upholstered	26 lbs



COM/COL Material Requirement

More yardage may be required depending upon the upholstery pattern, repeat, directionality and pattern matching. Leather yield varies from 60-80% and may be affected by the quality of the COL including location and quantity of blemishes, size and shape of hide. The size of the sewing pattern and the number of units ordered may also impact yield. Always round-up to the next hide.

SINGLE UPHOLSTERED

	COM [yards]	COL [sq. ft]
Zones Bench – With Back	1 3/4	12.5
Zones Bench – No Back	1 3/4	12.5

zones stacking low backless stool overview

Zones Backless Stools offer a very casual and portable seating solution with the most compact of footprints. Stacking Low Backless Stools stack four high, and are ideal for back-up seating at the perimeter of a Zones workshop or within a Teknion systems or benching environment with a 736mm high work height.

MZNMS



The following finishes are available on Zones Stacking Low Backless Stool, 4-Wood Legs.

Wood Frame Finish:



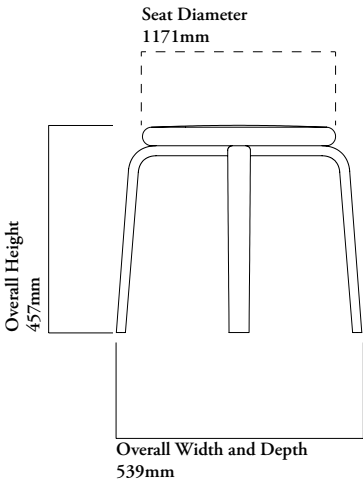
Greystone
Beech

Natural
Beech

zones stacking low backless stool dimensions & material requirements

- For Conversion to Metric, multiply dimension by 25.4
- The Zones Stacking Low Backless Stools have been designed and tested for users weighing up to 300 lbs.
- Stack four high

WEIGHT	
Zones Stacking Low Backless Stool, 4-Wood Legs + Seat	9 lbs
Zones Stacking Low Backless Stool, 4-Wood Legs, Upholstered (shown)	9 lbs



COM/COL Material Requirement

More yardage may be required depending upon the upholstery pattern, repeat, directionality and pattern matching. Leather yield varies from 60-80% and may be affected by the quality of the COL including location and quantity of blemishes, size and shape of hide. The size of the sewing pattern and the number of units ordered may also impact yield. Always round-up to the next hide.

	SINGLE UPHOLSTERED	
	COM [yards]	COL [sq. ft]
Zones Stacking Low Backless Stool 4-Wood Legs, Upholstered	3/4	3.6

soft seating

product map

MZN SC Zones Club Chair – 4-Wood Legs

Page 206



MZNSF Zones Club Chair – Swivel-Tilt with 5-Star Base

Page 207



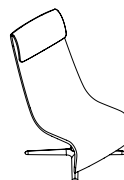
MZN SP Zones Club Chair – Swivel-Tilt with 4-Prong Base

Page 208



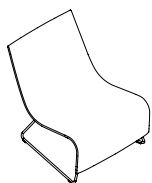
MZNSX Zones Solo Lounge Chair

Page 212



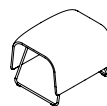
MZNSW Zones Sled Lounge Chair

Page 216



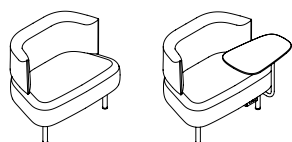
MZNSU Zones Sled Lounge Ottoman

Page 217



MZN SS In-The-Zone Sofa – 1-Seater

Page 222

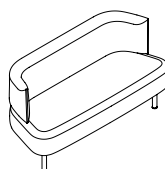


Without Tablet

With Tablet

MZN SD In-The-Zone Sofa – 2-Seater

Page 224



Without Tablet

zones club chair overview

Zones Club Chairs are a collection within a larger collection. There are four variations that integrate with the aesthetic and materiality range of the full Zones collection of Tables, Seating and Enclosures while simultaneously answering different functional seating needs for focused and collaborative spaces. Club Chairs provide designers additional freedom to select multiple coordinating seating solutions across a floorplate.


MZNSC

- The Club Chair with 4-Wood Legs is a more traditional soft-seating solution for guests or groups but has elegant, forward-thinking leg details. Use within the Zones environment or as a guest chair in a private office




The following finishes are available on Zones Club Chair with 4-Wood Legs.

Seat Yoke Metal Finish:



Wood Frame Finish:



zones club chair overview (continued)

MZNSF

- The Club Chair model with the 5-Star Base, casters, height adjustment and swivel-tilt allows the user to have more adjustment and mobility - perfect for today's touch-down and casual spaces




Zones Club Chair – Swivel-Tilt with
5-Star Base (MZNSF)
(Hard or soft casters and glides)(shown)


5-Star Club Chairs are equipped with casters intended for use on carpeted surfaces. Use of these casters on hard surfaces could result in unexpected rolling and tipping. Casters designed for use on hard surfaces are available. If in doubt, see your dealer for appropriate selection.

The following finishes are available on Zones club chairs with metal bases.

Base Finish:



Seat Pan Plastic Finish:

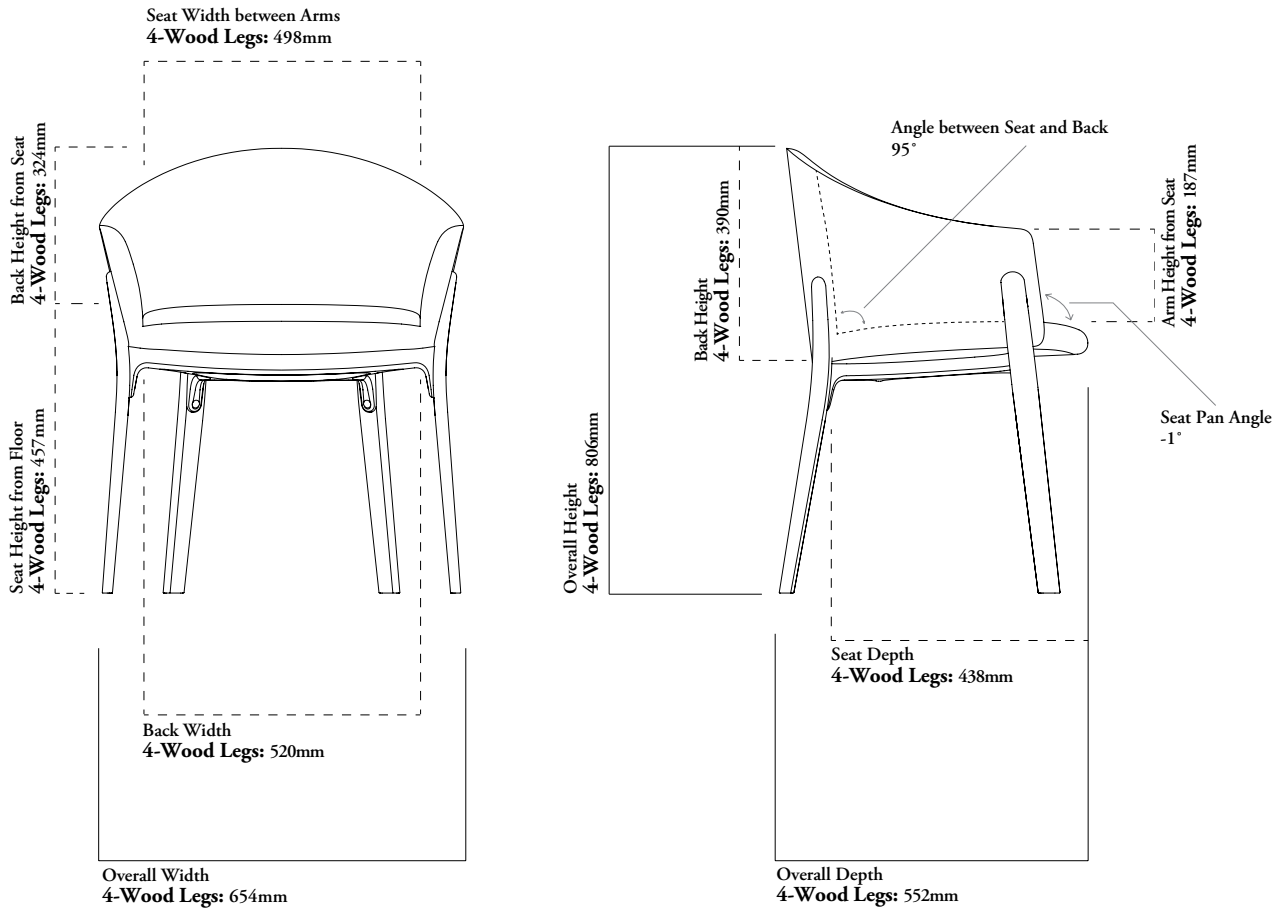


zones club chair dimensions & material requirements

MZNSC

- Zones Club Chairs have been designed and tested for users weighing up to 300 lbs.

WEIGHT	
Zones Club chair, 4-Wood Legs (shown)	24 lbs



COM/COL Material Requirement

More yardage may be required depending upon the upholstery pattern, repeat, directionality and pattern matching. Leather yield varies from 60-80% and may be affected by the quality of the COL including location and quantity of blemishes, size and shape of hide. The size of the sewing pattern and the number of units ordered may also impact yield. Always round-up to the next hide.

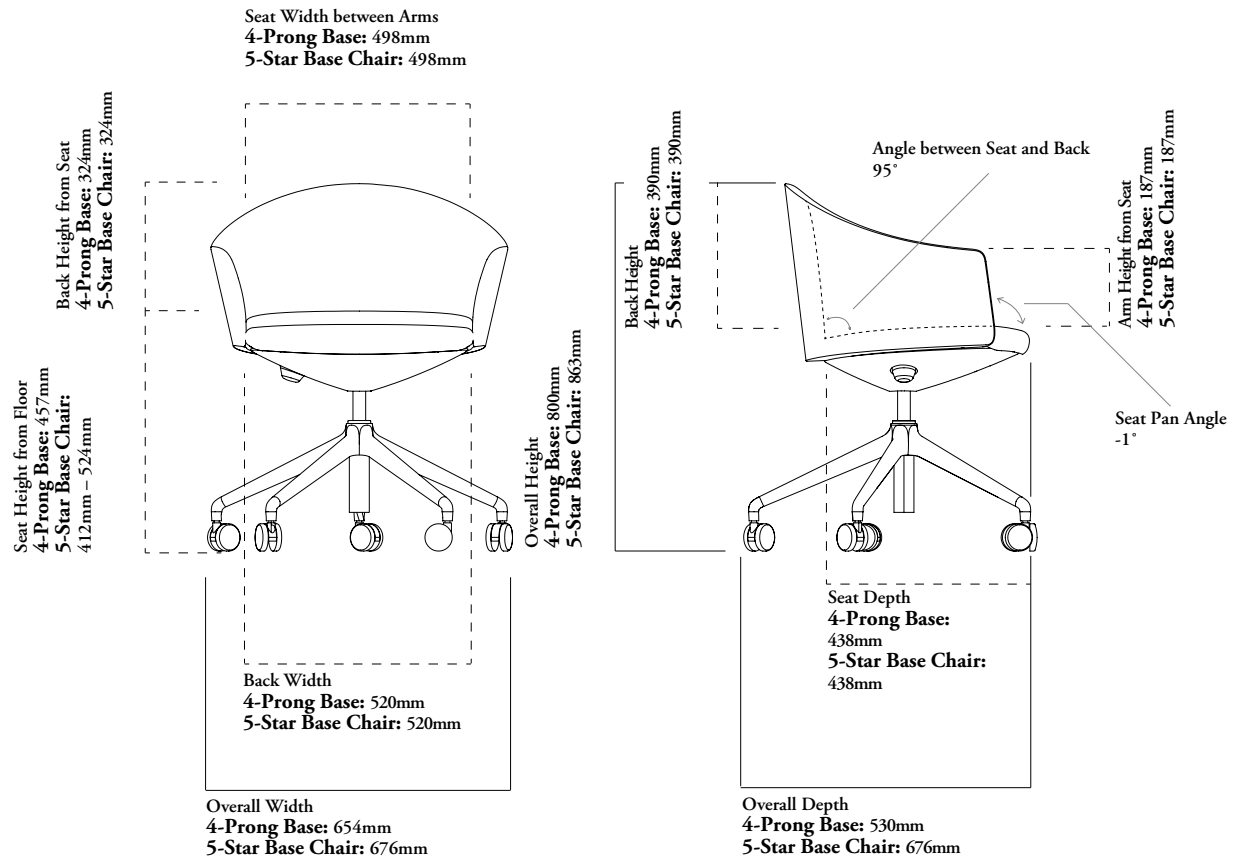
SINGLE UPHOLSTERED		
	COM [yards]	COL [sq. ft]
Zones Club Chair – 4-Wood Legs	1 3/4	16.5

zones club chair dimensions & material requirements (continued)

MZNSF/MZNSP

- Zones Club Chairs have been designed and tested for users weighing up to 300 lbs.

WEIGHT	
Zones Club Chair, Swivel-Tilt with 4-Prong Base	30 lbs
Zones Club Chair, Swivel-Tilt with 5-Star Base	30 lbs



COM/COL Material Requirement

More yardage may be required depending upon the upholstery pattern, repeat, directionality and pattern matching. Leather yield varies from 60-80% and may be affected by the quality of the COL including location and quantity of blemishes, size and shape of hide. The size of the sewing pattern and the number of units ordered may also impact yield. Always round-up to the next hide.

	SINGLE UPHOLSTERED	
	COM [yards]	COL [sq. ft]
Zones Club Chair – Swivel-Tilt with 4-Prong Base	1 3/4	16.5
Zones Club Chair, Swivel-Tilt with 5-Star Base	1 3/4	16.5

zones club chair adjustments & features


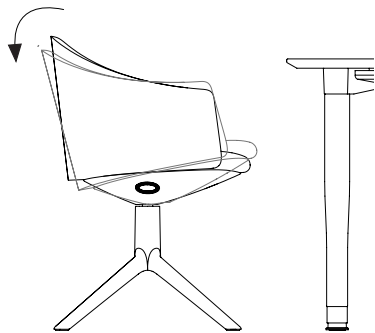
The following Zones Club Chairs are available with individual height adjustment ranges and swivel-tilt mechanism.

SWIVEL-TILT

SEAT HEIGHT-ADJUSTMENT

Zones Club Chair Swivel-Tilt with 4-Prong Base

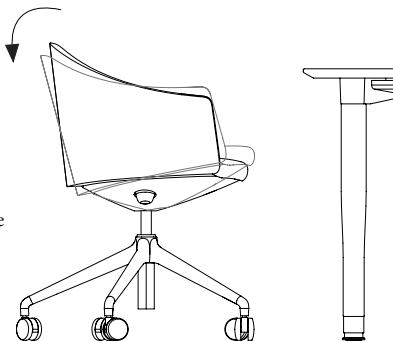
- Available with self return swivel feature to facilitate ease of use and organization
- Offered with a fixed angle of 95° between the seat and the back with a swivel-tilt mechanism which provides an 8° recline from the pivot-point located below the seat
- To actively recline, securely sit on the seat with two feet on the floor and lean backwards



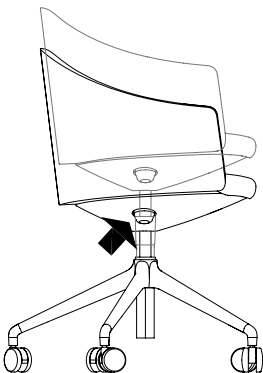
Fixed Height

Zones Club Chair and Stool Swivel-Tilt with 5-Star Base

- Offered with a fixed angle of 95° between the seat and the back with a swivel-tilt mechanism which provides an 8° recline from the pivot-point located below the seat
- To actively recline, securely sit on the seat with two feet on the floor and lean backwards



- Available with 4" of seat height adjust-ability
- Seat height can be adjusted by pushing inward on the button below the seat on the right hand side. When this button is pushed, the weight of the body will cause the seat to lower, and releasing it stops the seat at the desired height. Pushing inward on the button with no weight on the seat allows it to rise



zones solo lounge chair overview

Like us, Zones Solo Lounge Chairs can work alone or with others in their group. Their fluid upholstered form and slight angular recline provide a fresh perspective outside of our box, a zone in which we can think, read, write and discuss. The top-wrapped headrest on the High-Back version pillows the head while the optional, fixed, loop metal armrests envelop and support us. The Low-Wide Back model has a lower profile which is more ideal for areas where open sight lines are preferred.

MZNSX

Single Upholstered Seat:

Cushioned headrest on High-Back version provides additional comfort and privacy. Low-Wide Back version is appropriate in public spaces where lower sight-lines are required.

Profiled form provides 112° angle between seat and back for a more casual, reclined posture.

Swivel-Tilt mechanism with self-return facilitates ease of use and organization of space. Provides 8° of recline from the pivot-point below the seat.

Zones Solo Lounge Chair – High-Back with Metal Loop Arms (MZNSX^{HA}) (shown)

406mm high fixed seat height.

Metal 4-Prong Base:

In Polished Aluminum or Paint finish.


Multi surface non-marking glides.



Zones Solo Lounge Chair – High-Back with No Arms (MZNSX^{HN})

The following finishes are available on Zones Solo Lounge Chair.

Base Finish:



Polished Aluminum

Greystone

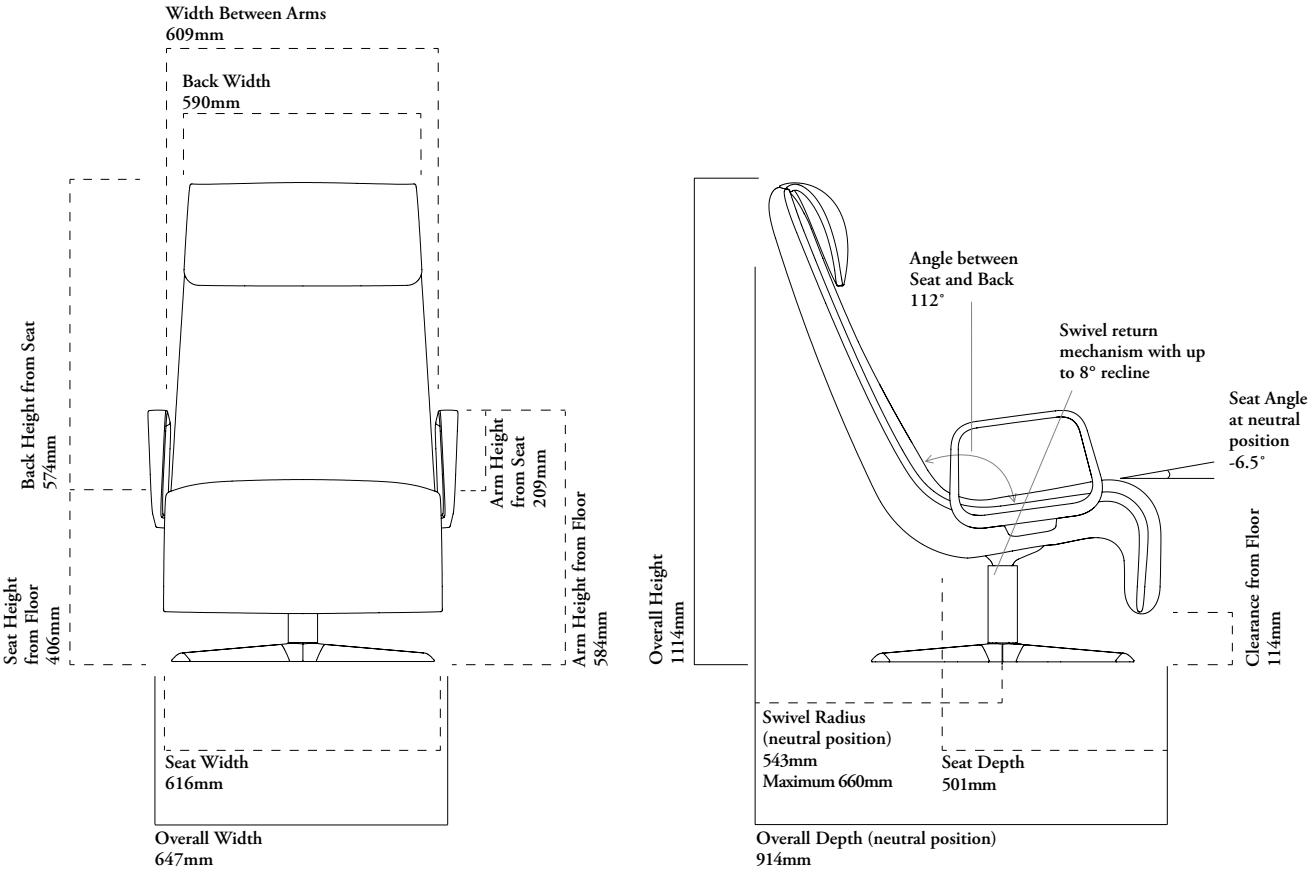
Crisp Grey

zones solo lounge chair – high back dimensions & material requirements

MZNSX^H

• Zones Lounge Chairs have been designed and tested for users weighing up to 300 lbs.

WEIGHT	
Zones Solo Lounge Chair – High-Back with No Arms	39 lbs



COM/COL Material Requirement

More yardage may be required depending upon the upholstery pattern, repeat, directionality and pattern matching. Leather yield varies from 60-80% and may be affected by the quality of the COL including location and quantity of blemishes, size and shape of hide. The size of the sewing pattern and the number of units ordered may also impact yield. Always round-up to the next hide.

	SINGLE UPHOLSTERED	
	COM [yards]	COL [sq. ft]
Zones Zolo Lounge Chair - High-Back with No Arms	2 3/4	46

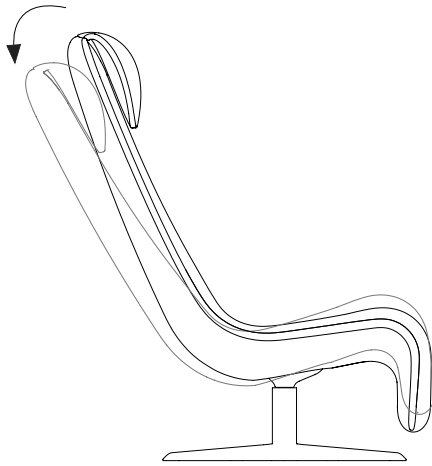
zones solo lounge chair adjustment & features

SWIVEL-TILT

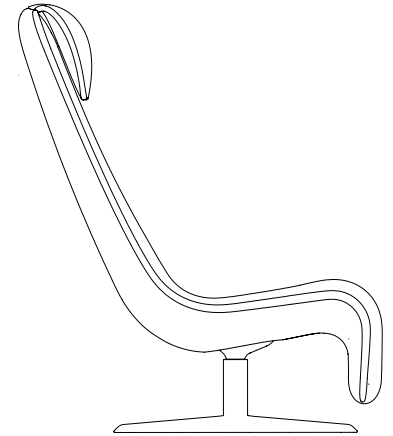
SEAT HEIGHT-ADJUSTMENT

Zones Solo Lounge Chair

- To enter or exit the seat, place your feet on the ground beside the chair and hands on the seat to locate it before you sit/stand
- Available with a swivel tilt mechanism with a 8° recline. To actively recline, securely sit on the seat and lean backwards
- Available with a self-return swivel feature



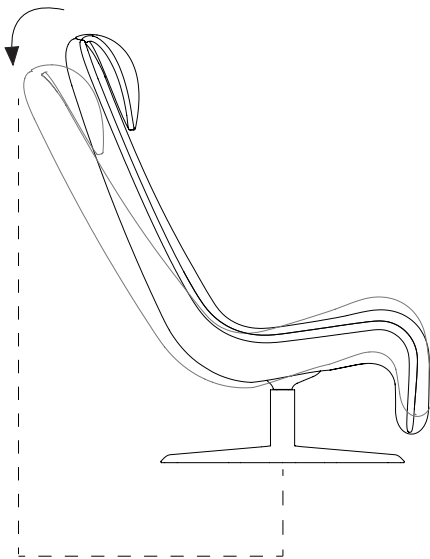
Zones Solo Lounge Chair – High-Back with No Arms (MZNSEXHN) (shown)




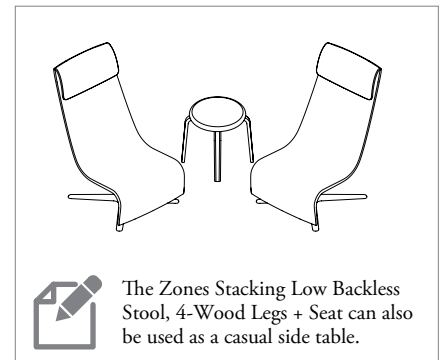
Fixed Height

planning with zones solo lounge chairs

Zones Solo Lounge Chair



High-Back Maximum 660mm when chair tilted -8°
Low-Wide Maximum 508mm when chair tilted -8°



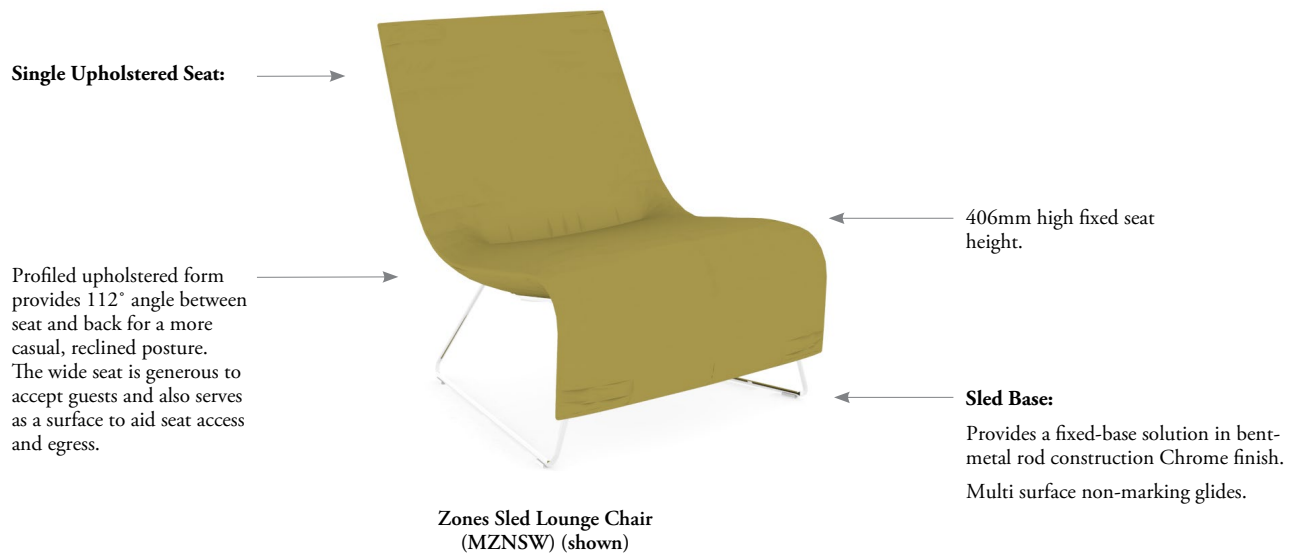
Lounge Chairs can be specified on its own in an open environment or can be specified within an Enclosure. The following needs to be noted when planning within an Enclosure, adjacent to a screen or other objects.

Zones Solo Lounge Chair seat height is designed to be used with both coffee and tea tables.

zones sled lounge chair overview

The Zones Sled Lounge Chair has a spacious, low-wide profile which is more ideal for areas where open sight-lines are preferred. The fixed-seat keeps the space clean and tidy while providing an alternative to the swivel-tilt base of the Solo Lounge Chair. The Sled Lounge Ottoman provides a casual footrest for use with many different types of Zones Chair.

MZNSW



Zones Sled Lounge Ottoman (MZNSU)

The following finishes are available on Zones Sled Lounge Chair and Ottoman.

Base Finish:

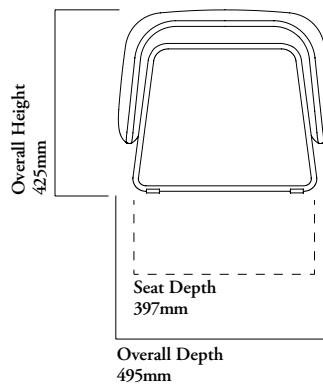
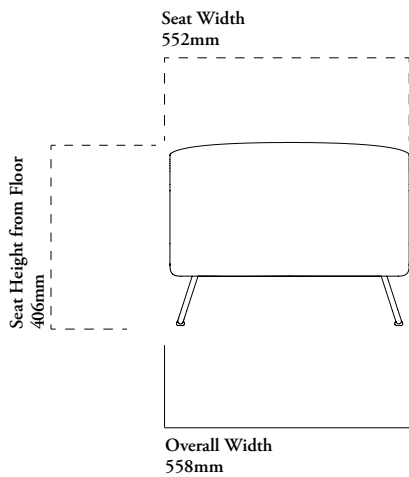
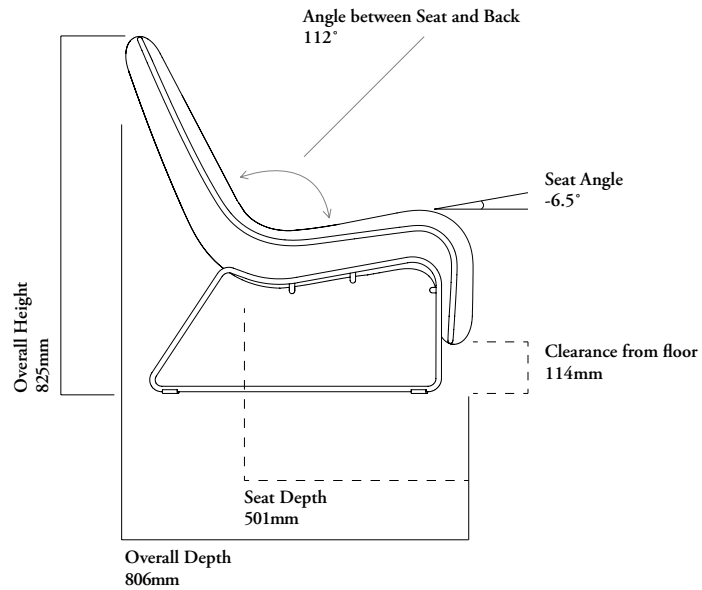
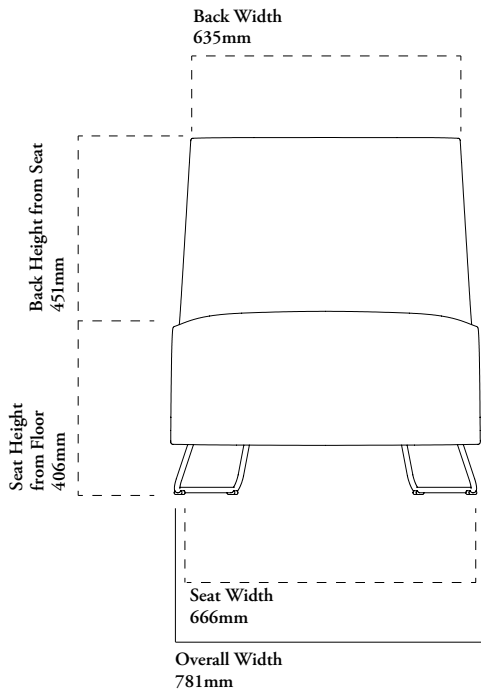


Chrome

zones sled lounge chair & ottoman dimensions & material requirements

- Zones Sled Lounge Chairs have been designed and tested for users weighing up to 300 lbs.
- Zones Sled Lounge Ottoman have been designed and tested for users weighing up to 300 lbs.

WEIGHT	
Zones Sled Lounge Chair	40 lbs
Zones Sled Lounge Ottoman	22 lbs



COM/COL Material Requirement

More yardage may be required depending upon the upholstery pattern, repeat, directionality and pattern matching. Leather yield varies from 60-80% and may be affected by the quality of the COL including location and quantity of blemishes, size and shape of hide. The size of the sewing pattern and the number of units ordered may also impact yield. Always round-up to the next hide.

SINGLE UPHOLSTERED

	COM [yards]	COL [sq. ft]
Zones Sled Lounge Chair	2 3/4	34
Zones Sled Lounge Ottoman	1 1/4	17

zones in-the-zone sofa overview

The In-The-Zone Sofas are shaped to fit in a fixed-position within specific Zones enclosures, but can also be used outside the zone. It provides a casual, soft seating solution for individual use.

- The In-The-Zone Sofa-1 Seater has an option for electrics and a Medium, Pivoting Tablet to facilitate touch-down work, reading and recharging
- The In-The-Zone Sofa-2 Seater has an option for electrics and one or two Small, Round Fixed Tablets on either or both ends of the sofa. Ideal for recharging, socializing with a beverage or a casual meeting

MZNSS

In-The-Zone Sofas have been designed and tested for users weighing up to 300 lbs.



The following finishes are available on In-The-Zone Sofas.

Paint Finish:



Laminate (HPL):



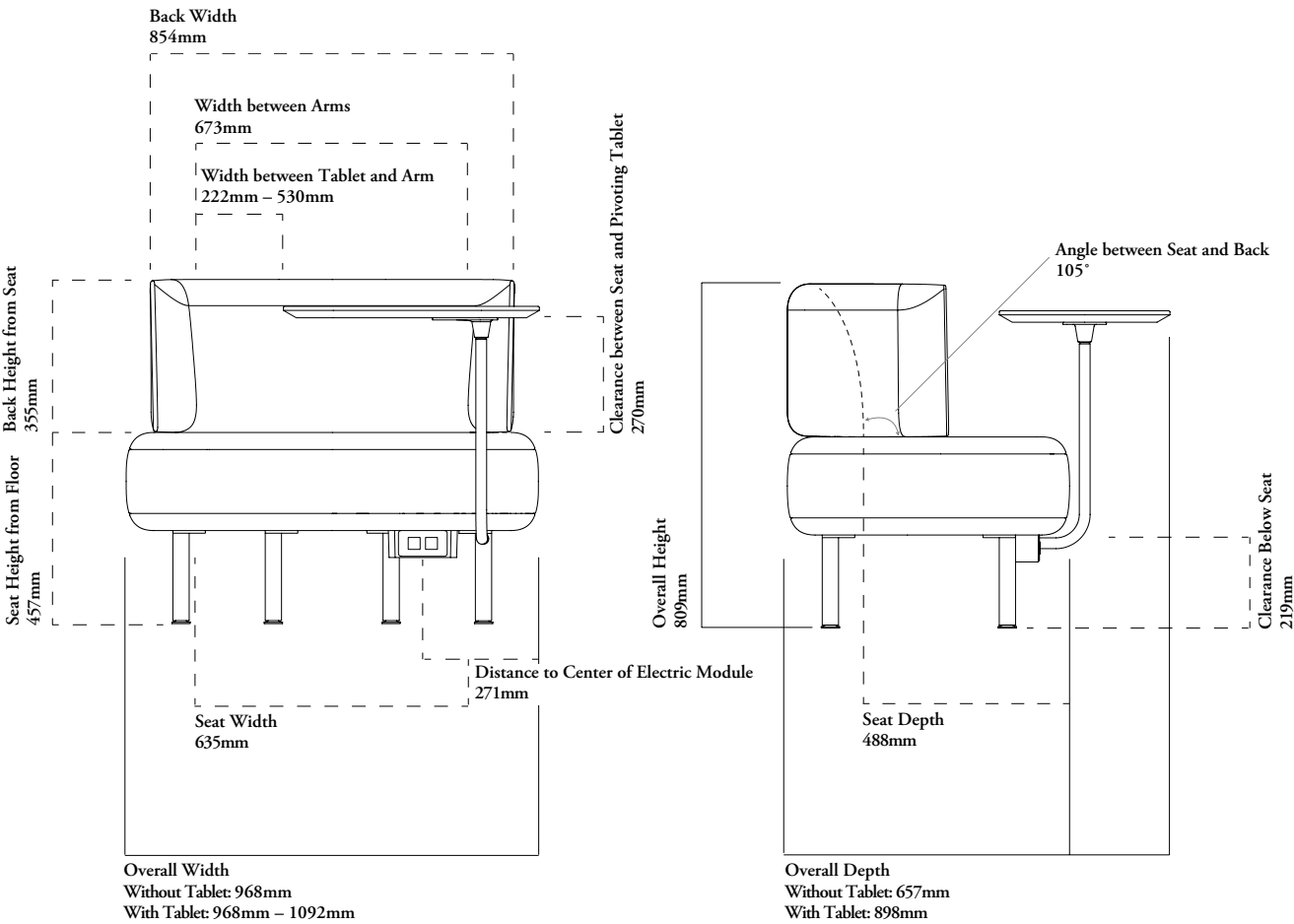
Veneer:



zones in-the-zone sofa 1-seater dimensions & material requirements

- In-The-Zone Sofa 1-Seater has been designed and tested for users weighing up to 300 lbs
- Note that dimensions are per BIFMA CMD standards

WEIGHT	
In-The-Zone Sofa 1-Seater, Without Tablet, Metal Leg, Single Upholstered (shown)	82 lbs
In-The-Zone Sofa 1-Seater, With Tablet, Metal Leg, Single Upholstered	90 lbs



Optional Medium Pivoting Tablet: 23 5/8" w x 15 3/4" d x 5/8" thick
Optional Electrical Module: 6 3/8" w x 2 1/2" h x 3 3/4" d

COM/COL Material Requirement

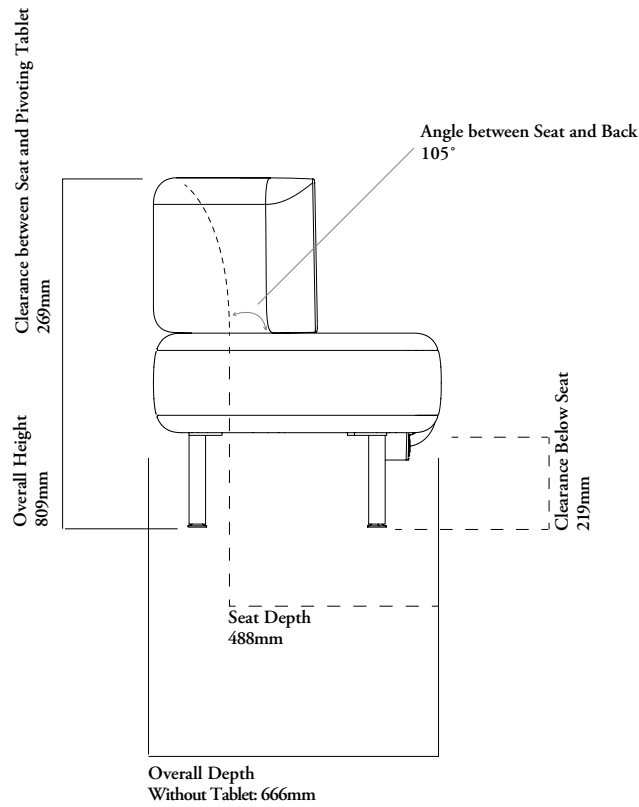
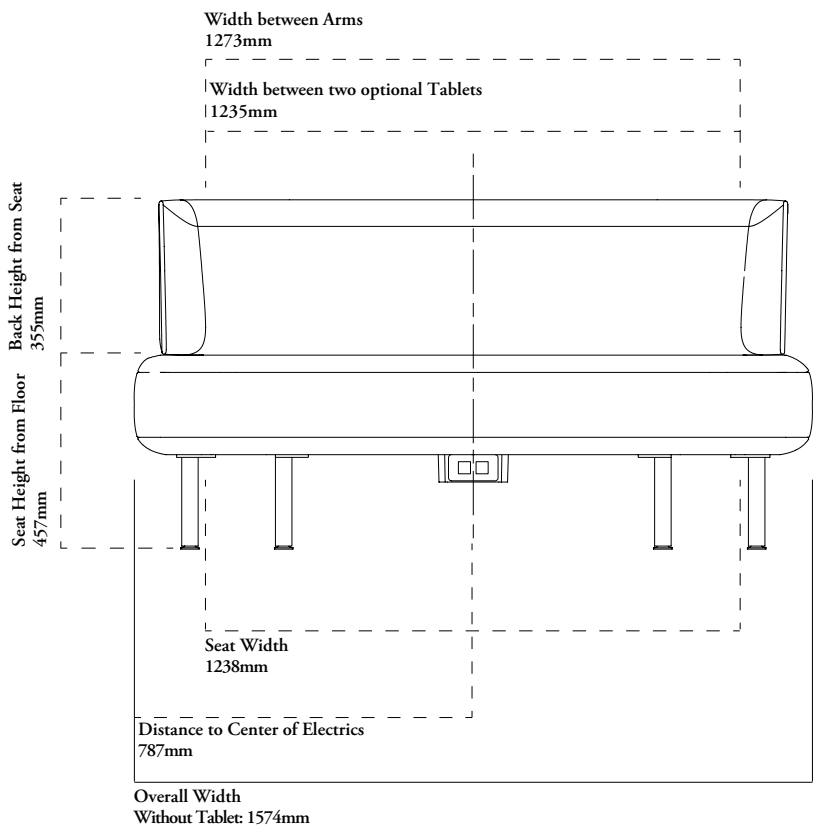
More yardage may be required depending upon the upholstery pattern, repeat, directionality and pattern matching. Leather yield varies from 60-80% and may be affected by the quality of the COL including location and quantity of blemishes, size and shape of hide. The size of the sewing pattern and the number of units ordered may also impact yield. Always round-up to the next hide.

	SINGLE UPHOLSTERED	
	COM [yards]	COL [sq. ft]
Zones In-The-Zone Sofa 1-Seater	3	35

zones in-the-zone sofa 2-seater dimensions & material requirements

- In-The-Zone Sofa 2-Seater has been designed and tested for users weighing up to 300 lbs
- Note that dimensions are per BIFMA CMD standards

WEIGHT	
In-The-Zone Sofa 2-Seater, With two Tablets (shown)	123 lbs



Optional Small, Round Fixed Tablet: 9 1/4" diameter x 5/8" thick
Optional Electrical Module: 6 3/8"w x 2 1/2"h x 3 3/4"d

COM/COL Material Requirement

More yardage may be required depending upon the upholstery pattern, repeat, directionality and pattern matching. Leather yield varies from 60-80% and may be affected by the quality of the COL including location and quantity of blemishes, size and shape of hide. The size of the sewing pattern and the number of units ordered may also impact yield. Always round-up to the next hide.

	SINGLE UPHOLSTERED	
	COM [yards]	COL [sq. ft]
Zones In-The-Zone Sofa 2-Seater	4 1/2	54

teknion

www.teknion.com

CAN/US/INT 06-23
©Teknion 2025

®, ™ trade marks of Teknion Corporation
and/or its subsidiaries or licensed to it.
Patents may be pending.

Some products may not be available in
all markets. Contact your local Teknion
Representative for availability.

JUN25-AIH-PG