


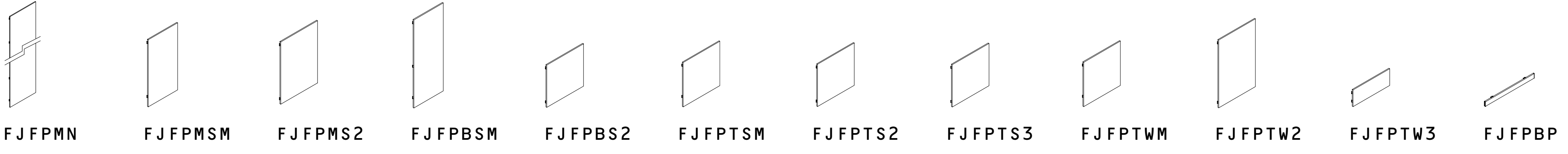
Frames



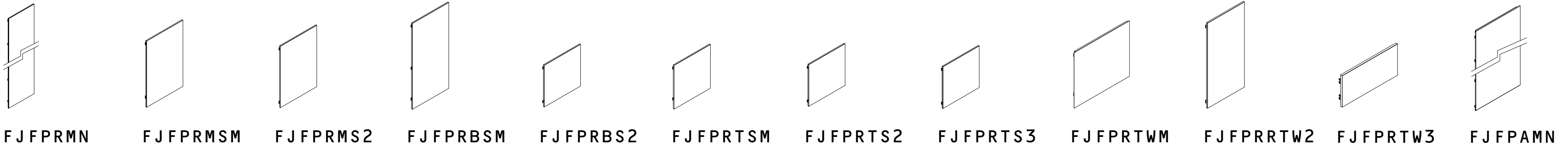
FJSPS FJSPW FJSBK FJSPC FJSBC

Infill, Wall Fascias


Portrait



FJFPMN FJFPMSM FJFPMS2 FJFPBSM FJFPBS2 FJFPRTSM FJFPRTS2 FJFPRTS3 FJFPRTWM FJFPRTW2 FJFPRTW3 FJFPBP

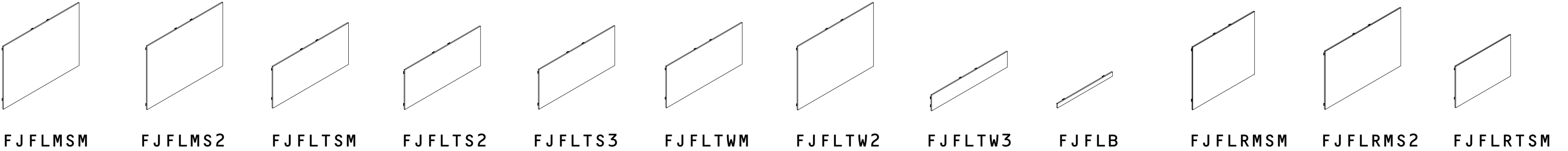


FJFPRMN FJFPRMSM FJFPRMS2 FJFPRBSM FJFPRBS2 FJFPRTSM FJFPRTS2 FJFPRTS3 FJFPRTWM FJFPRRTW2 FJFPRTW3 FJFPAMN

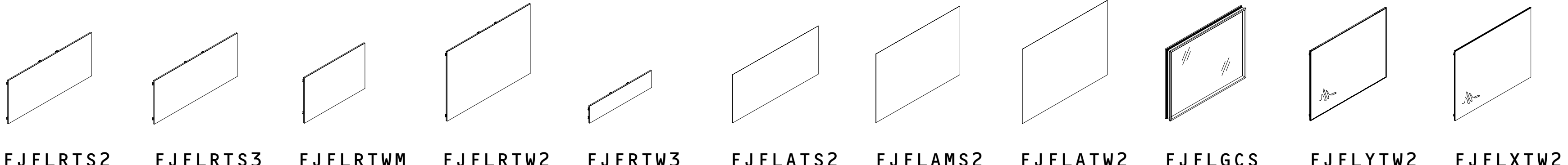


FJFPATS2 FJFPAMS2 FJFPATW2 FJFPGCS FJFPYTW2 FJFPXTW2 FJFPPMN

Landscape

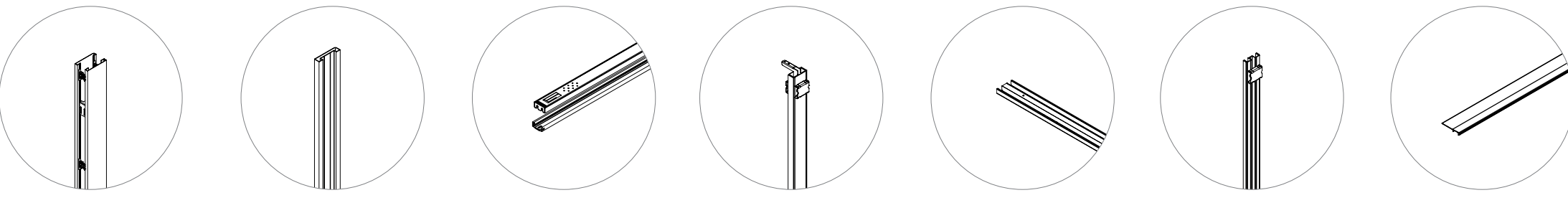


FJFLMSM FJFLMS2 FJFLTSM FJFLTS2 FJFLTS3 FJFLTWM FJFLTW2 FJFLTW3 FJFLB FJFLRMSM FJFLRMS2 FJFLRTSM



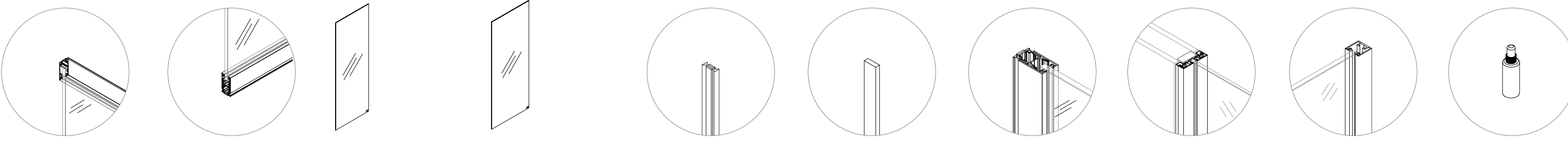
FJFLRTS2 FJFLRTS3 FJFLRTWM FJFLRTW2 FJFRTW3 FJFLATS2 FJFLAMS2 FJFLATW2 FJFLGCS FJFLYTW2 FJFLXTW2

Frame Kits & Components



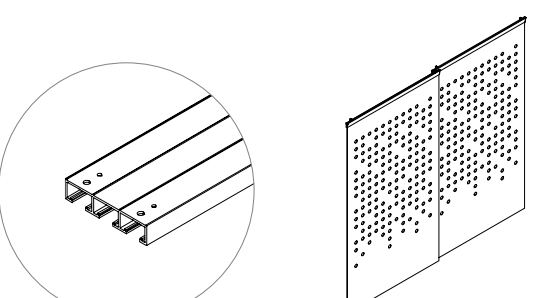
FJFPAK FJFWE FJSHP FJSVP FJSTH FJSTV FJSWG

Infill, Glass



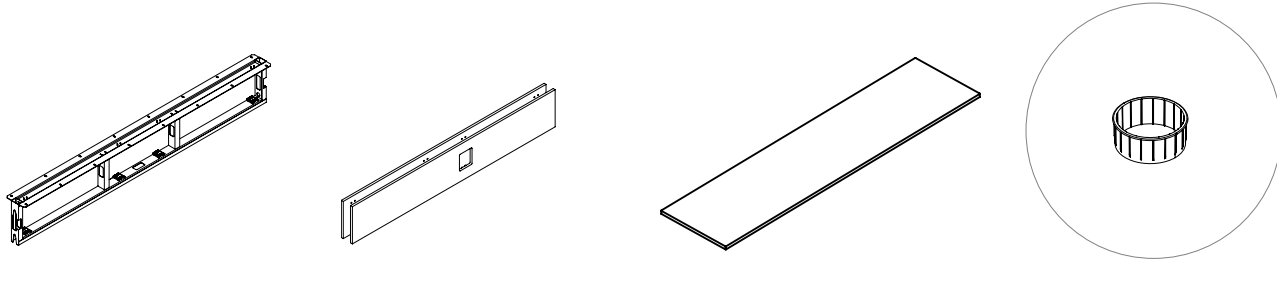
FJHCF FJHBF FJHGA FJHGB FJHCP FJHCT FJHWS FJHTFI FJHWE FCAK

Screens



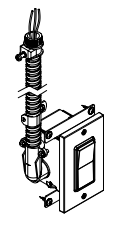
FJSTK FJTFS

Worksurfaces

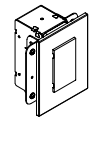


FJTWFK FJTLFP FJTWSF FJTWDG

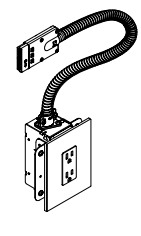
Lighting, Electrics & Communications



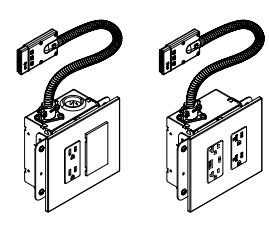
ELSFJ



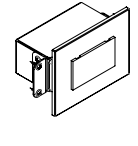
EPDMCFJ



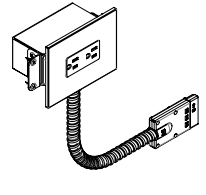
EPDMSFJ



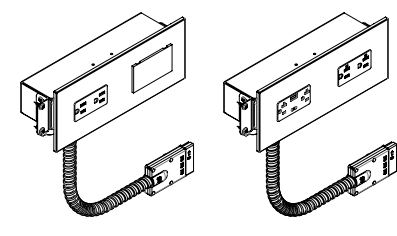
EPDMDFJ



EPDHCFJ




EPDHSFJ



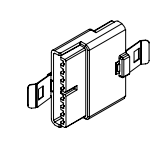
EPDHDFJ



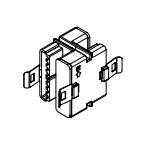
EPDSCFJ



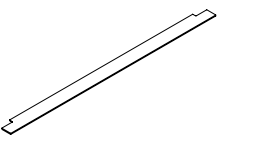
EPDCHFJ



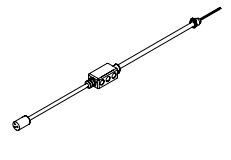
EPDICFJ



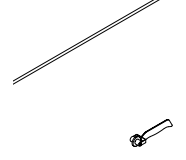
EPDDBFJ



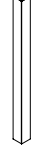
ELWMLFJ



ELPFFJ

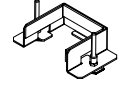


ELWMGFJ



EPQFJ

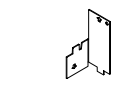
Accessories



Vertical Post Leveling Jig Kit



Concrete Repair Kit



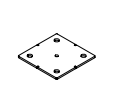
Half Vertical, Half Horizontal Installation Jig Kit



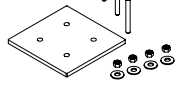
Glass Infill Installation Jig



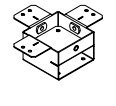
Concrete Anchor and Bolt Kit



Vertical Post Carpet Spacer



Raised Floor Kit



Vertical Post Drilling Jig

FJIT

FJIN