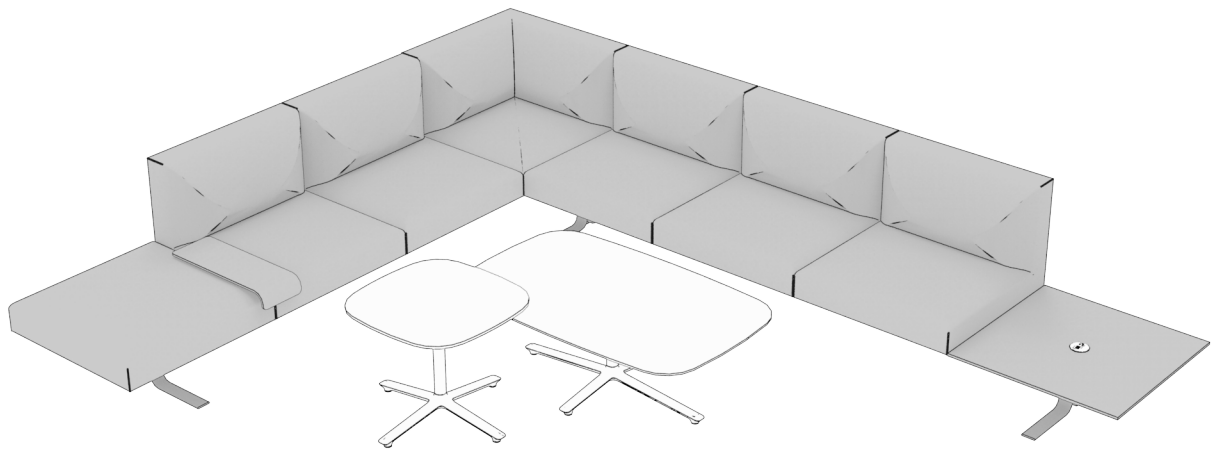


vettore

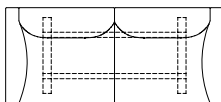
features

Vettore is a modular lounge system designed with classic, tailored sensibilities while offering an efficient modularity to adapt to evolving flexible work space. Designed by Toan Nguyen, Vettore configures within any environment to create intimate lounge settings or fill spacious public scenarios. Built on a universal base “stage”, Vettore allows for unlimited user specification with upholstered or table components to create a customized sofa to fit their needs. Vettore, Italian for “vector” or “array”, divides space comfortably and adds elegance to thoughtful casual work styles.

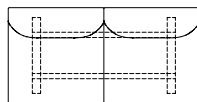
The selection of individual components allows for contrasting textiles and finishes for endless possibilities. Every sofa is custom to every environment. Vettore avoids the conventional modularity of freestanding components and adds a visual lightness to a space through a low profile base.



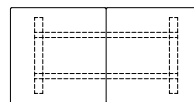
Vettore seating consists of the following preconfigured styles.



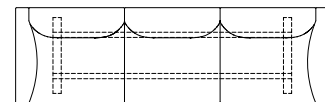
Two Seat,
Seat with Back,
Arms



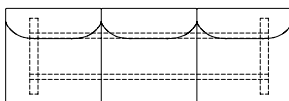
Two Seat,
Seat with Back,
No Arms



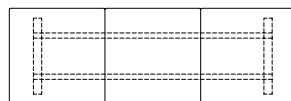
Two Seat,
No Arms



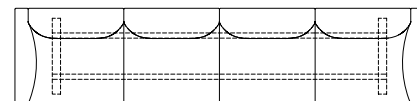
Three Seat,
Seat with Back,
Arms



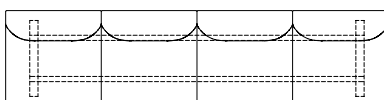
Three Seat,
Seat with Back,
No Arms



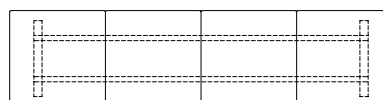
Three Seat,
No Arms



Four Seat,
Seat with Back,
Arms



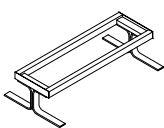
Four Seat,
Seat with Back,
No Arms



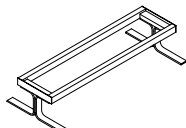
Four Seat,
No Arms

vettore

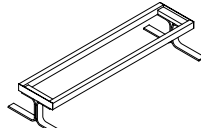
Vettore modular bases consist of the following styles.



Two Seat Beam,
Metal




Three Seat Beam,
Metal

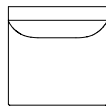


Four Seat Beam,
Metal

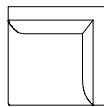
Vettore modular seating consists of the following styles.



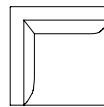
Bench



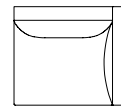
Seat with Back



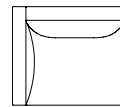
Right Side Facing
Corner



Left Side Facing
Corner

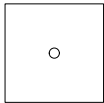


Right Side Facing
Seat with Arm



Left Side Facing
Seat with Arm

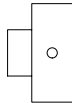
Vettore modular tables consist of the following styles.



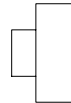
Laminate, Center
End Corner,
Cut Out for Single
Round Power Bump



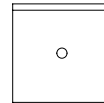
Laminate, Center
End Corner,
No Power Cut Out



Laminate, 1/2 End,
Cut Out for Single
Round Power Bump



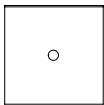
Laminate, 1/2 End,
No Power Cut Out



Veneer, Center,
Cut Out for Single
Round Power Bump



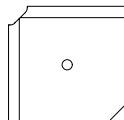
Veneer, Center,
No Power Cut Out



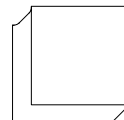
Veneer, End,
Cut Out for Single
Round Power Bump



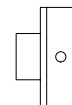
Veneer, End,
No Power Cut Out



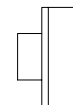
Veneer, Corner,
Cut Out for Single
Round Power Bump



Veneer, Corner,
No Power Cut Out



Veneer, 1/2 End,
Cut Out for Single
Round Power Bump



Veneer, 1/2 End,
No Power Cut Out

Vettore tablet accessories consists of the following styles.



Tablet
No Power

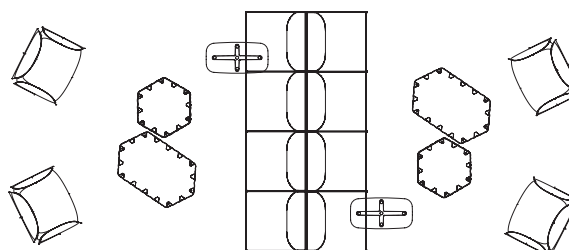

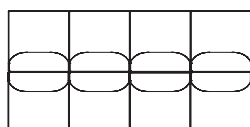
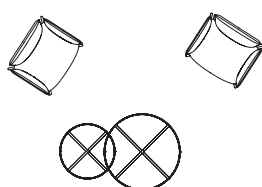
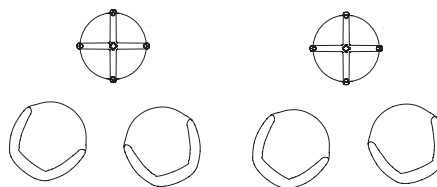
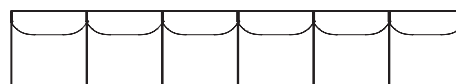
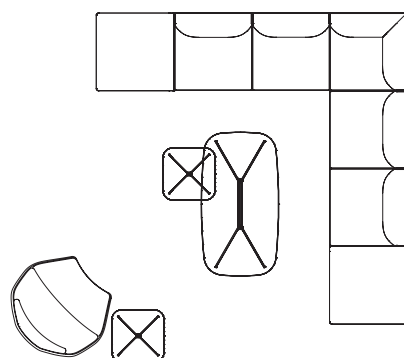
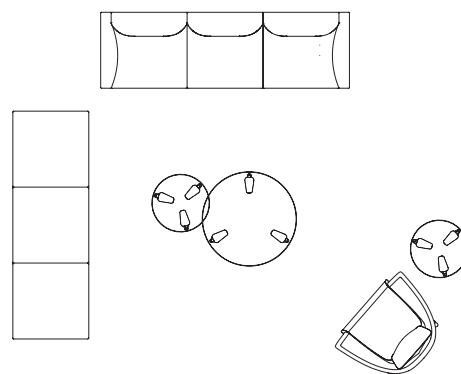
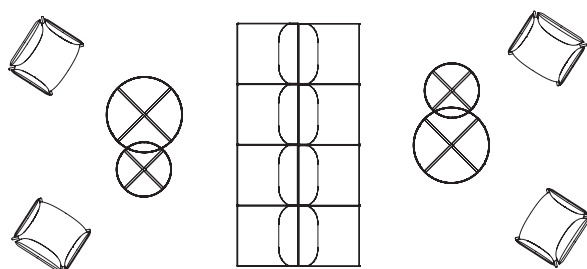


Tablet with
Salt Power

vettore

planning

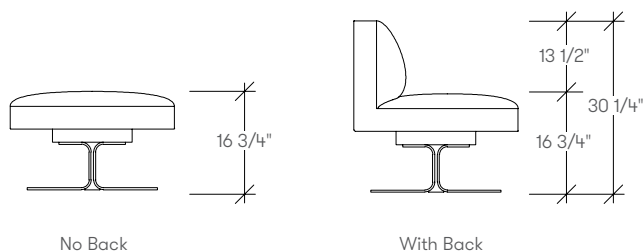
A variety of configurations can be achieved with Vettore, allowing for various configurations. The following typical demonstrate the versatility that can be achieved.



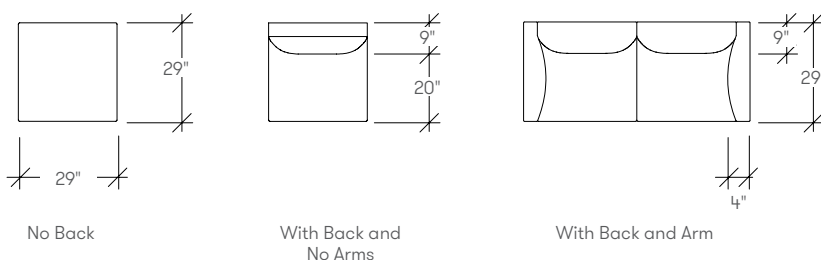
vettore

The following outlines the overall dimensions of each seating and tables.

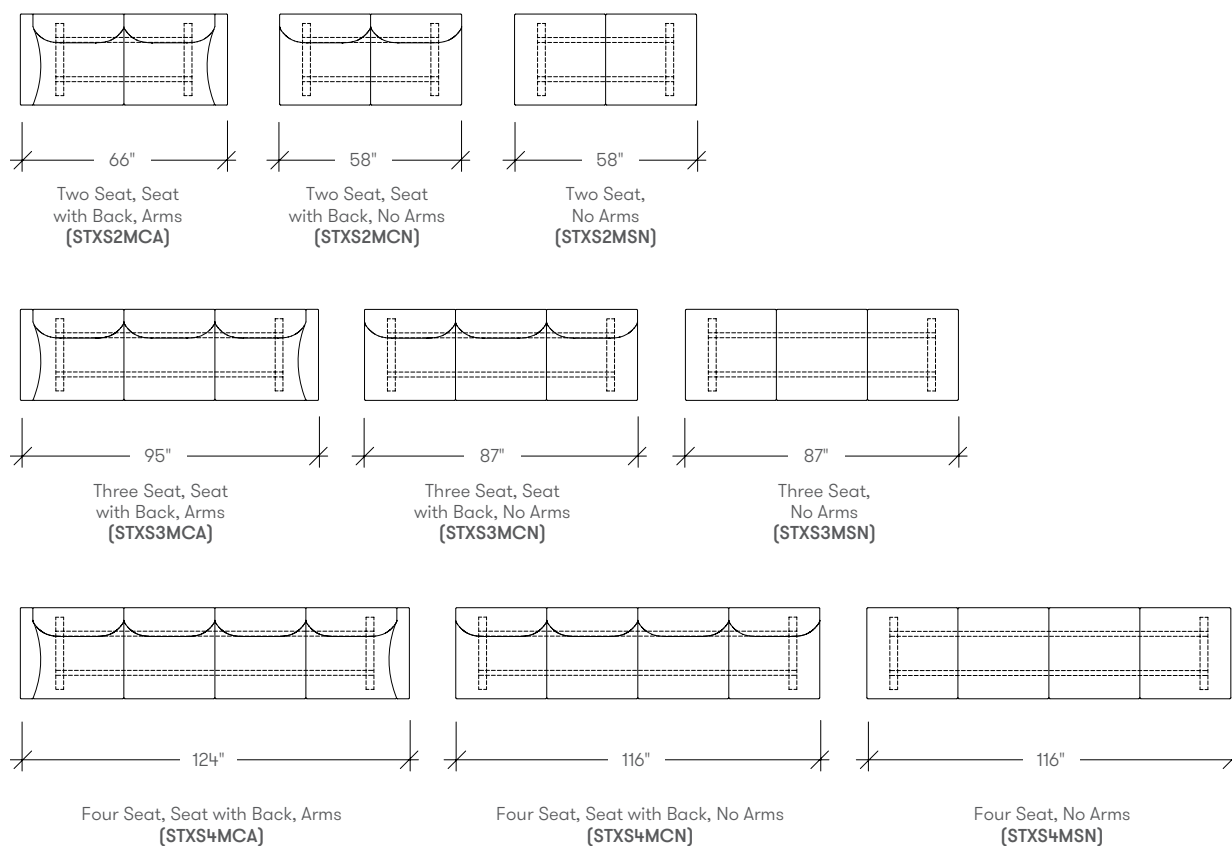
seating heights



seating depths

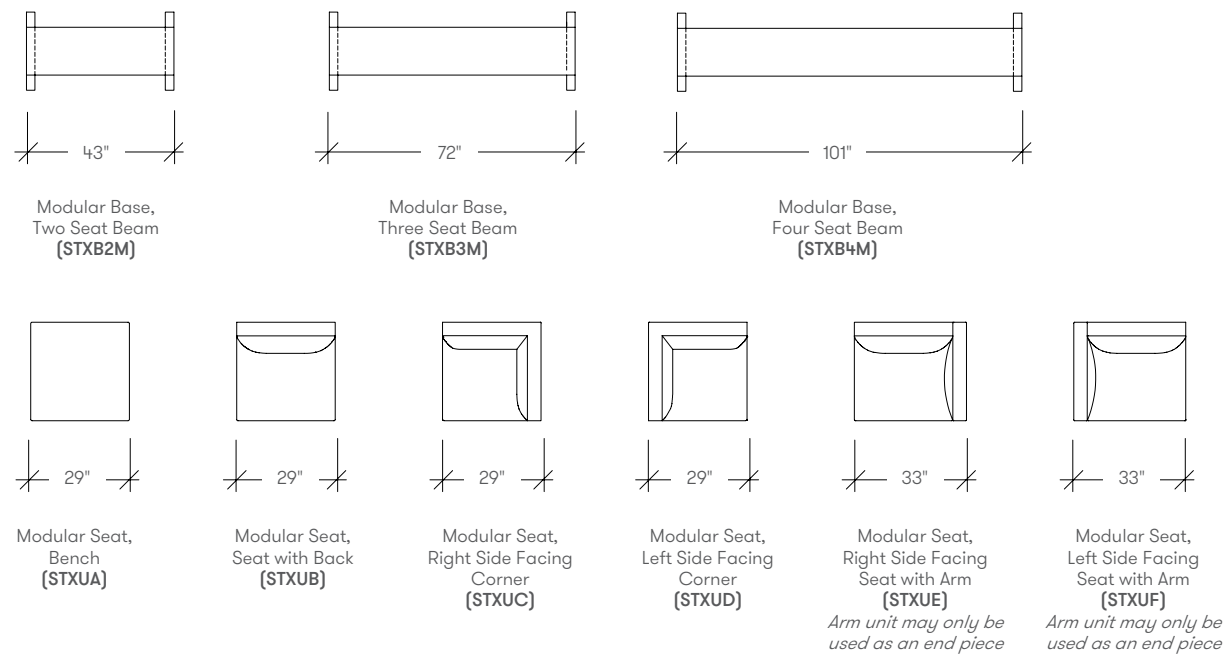


seating overall widths



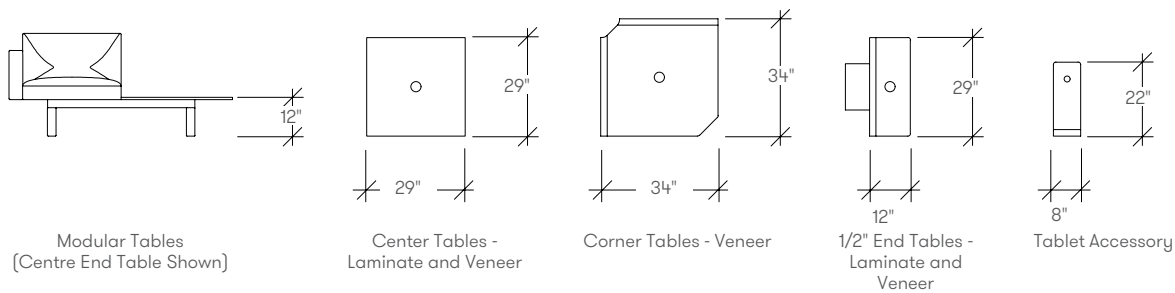
vettore

modular seating overall widths



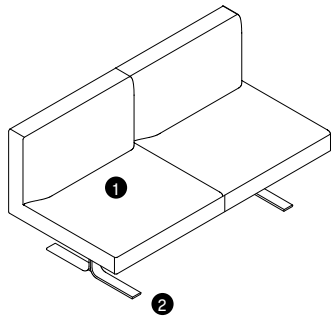
modular tables overall heights and widths

Table Height off floor: 12"
Table Thickness: 1/2" Laminate
1/2" Veneer



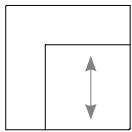
specifying vettore finishes

The following outlines the specification process for Vettore fabric selections.

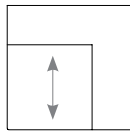


- 1 Seat and Back Upholstery
Select the seat and back upholstery
- 2 Base Finish
Select the base finish

Left or Right corners are determined by the fabric pattern direction in the seat of the corner module. Please keep this in mind as you as specifying a sectional or piece with corner use particularly with a patterned or directional fabric.



Left



Right

Leg Style

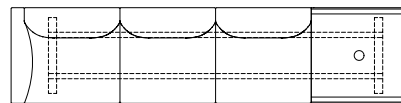


Metal Leg

vettore power accessories

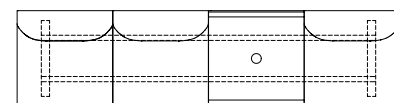
Power can be specified on Vettore Modular tables which is positioned in the center of the tables. Single Round Power Bump accessory is sold separately for Vettore Seating and Modular Tables.

vettore seating



Modular Tables
(Centre End Table
Shown)

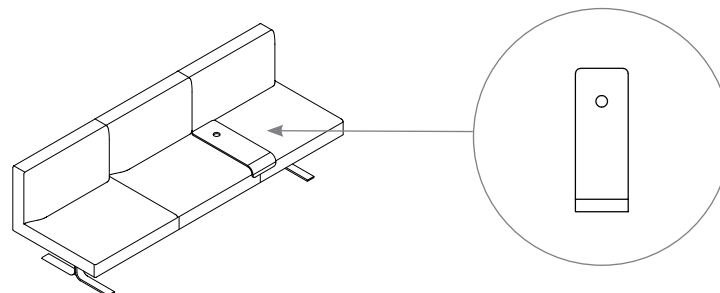
vettore modular seating



Center Tables -
Laminate and Veneer

vettore tablet accessory with salt power

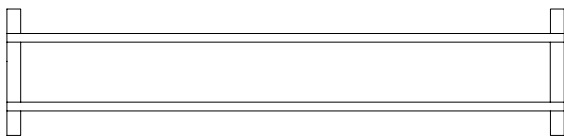
Power is included on Vettore Tablets with Salt Power. Power can be routed on the underside of the bench with magnetic cable managers to the nearest leg or power monument.



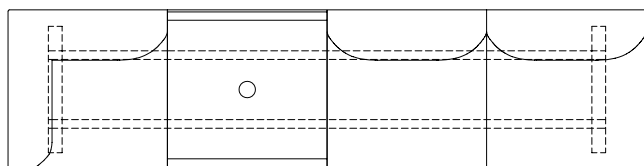
Cutout - Round 1-3/4" USB-A
Only White or Ebony
North American plug only 6 ft cord

vettore

specifying vettore modular seating



- ❶ Select the base assembly size
(Two Seat, Three Seat or Four Seat)
- ❷ Select base finish
(Foundation Paint or Fashion Paint)

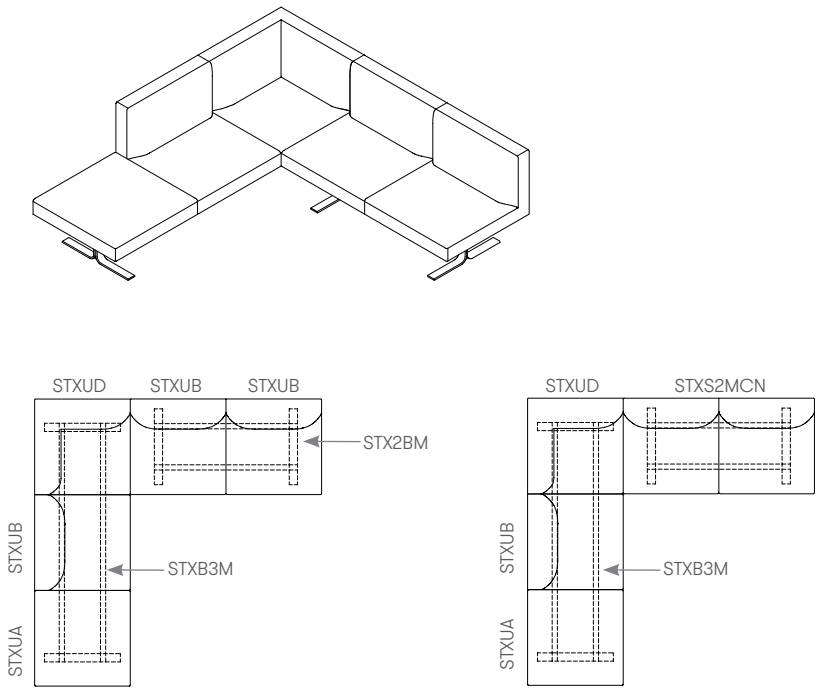


- ❶ Select coordinating quantity of upholstered or table modular pieces to be assembled to the base style
- ❷ Select upholstery finish
- ❸ Select table finish, if applicable

specification example

The following layouts can be specified two different ways.

layout 1



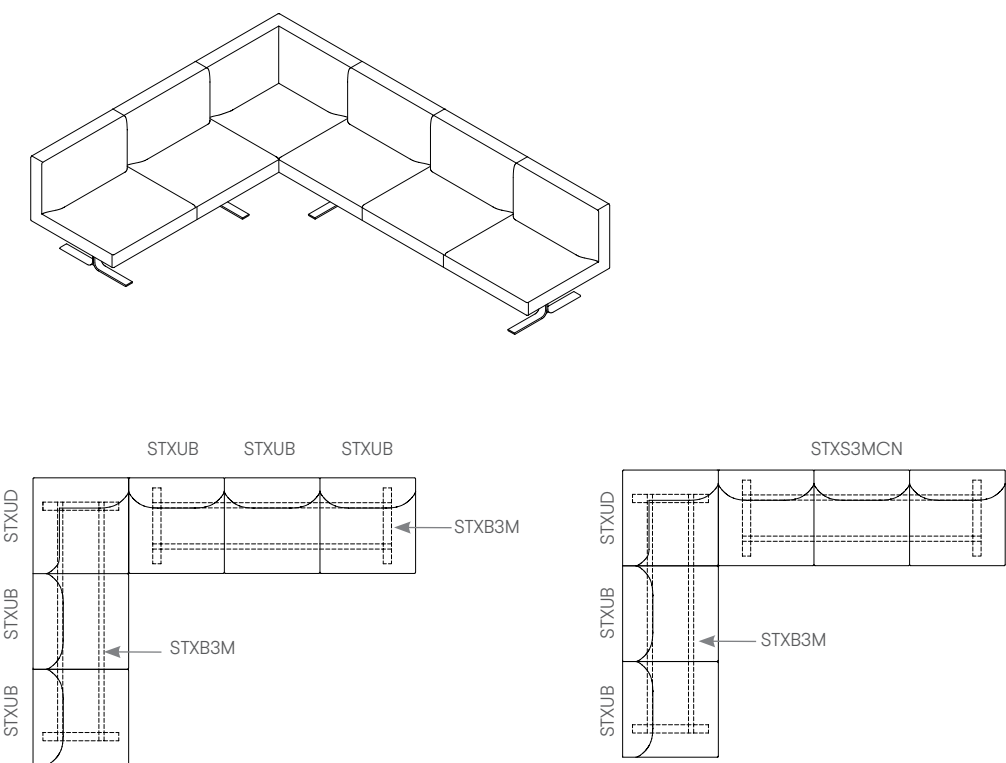
Layout 1 A			
1	STXB2M	Vettore Modular Base, 2 Seat Beam, Metal	1334
1	STXB3M	Vettore Modular Base, 4 Seat Beam, Metal	1392
1	STXUA	Vettore Modular Seat, Bench Gr. 3	1209
1	STXUD	Vettore Modular Seat, Left Side Facing Corner Gr. 3	2413
3	STXUB	Vettore Modular Seat, Seat with Back Gr. 3	1885
Total:			\$12003

Layout 1 B			
1	STXB3M	Vettore Modular Base, 3 Seat Beam, Metal	1392
1	STXUA	Vettore Modular Seat, Bench Gr 3	1209
1	STXUB	Vettore Modular Seat, Seat with Back Gr. 3	1885
1	STXUD	Vettore Modular Seat, Left Side Facing Corner Gr. 3	2413
1	STXS2MCN	Vettore Modular Seat, Seat with Back Gr. 3	5104
Total:			\$12003

specification example

The following layouts can be specified two different ways.

layout 2



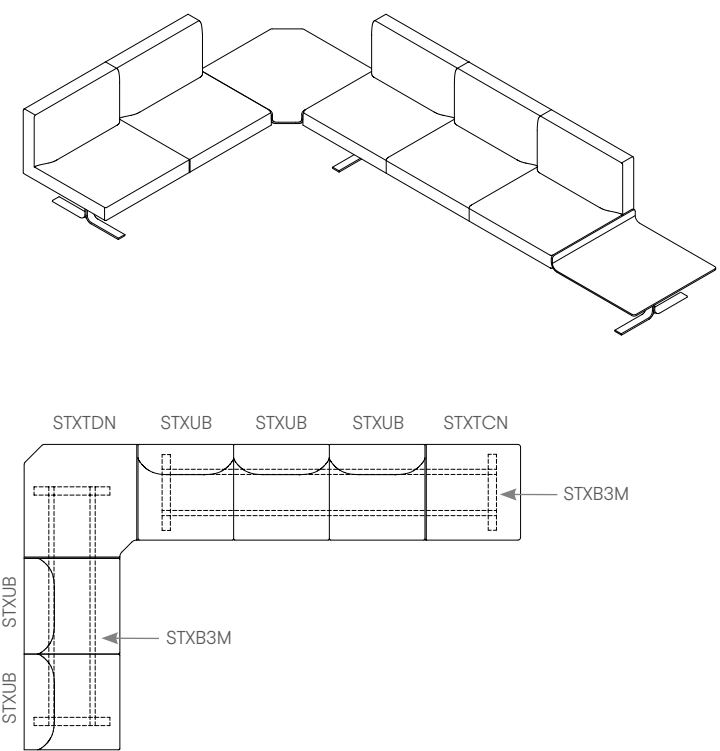
Layout 2 A			
2	STXB3M	Vettore Modular Base, 3 Seat Beam, Metal	1392
5	STXUB	Vettore Modular Seat, Seat with Back Gr. 3	1885
1	STXUD	Vettore Modular Seat, Left Side Facing Corner Gr. 3	2413
Total:			\$14622

Layout 2 B			
1	STXB3M	Vettore Modular Base, 3 Seat Beam, Metal	1392
2	STXUB	Vettore Modular Seat, Seat with Back	1885
1	STXUD	Vettore Modular Seat, Left Side Facing Corner	2413
1	STXS3MCN	Vettore Seating, 3 Seat, Metal, Seat with Back, No Arms	7047
Total:			\$14622

specification example

The following layouts can be specified two different ways.

layout 3

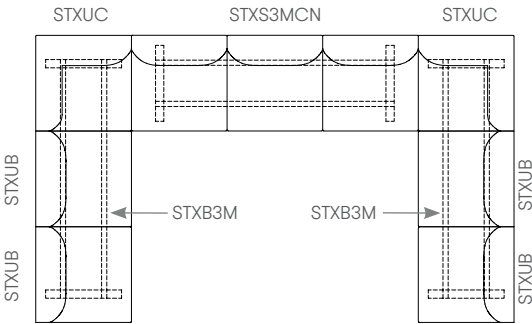
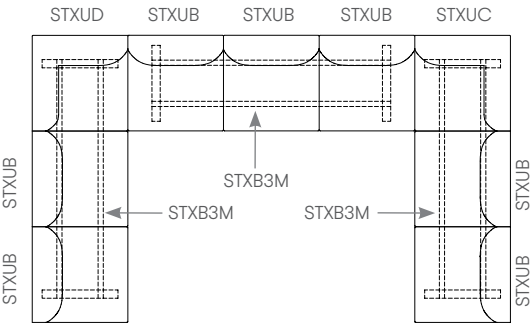
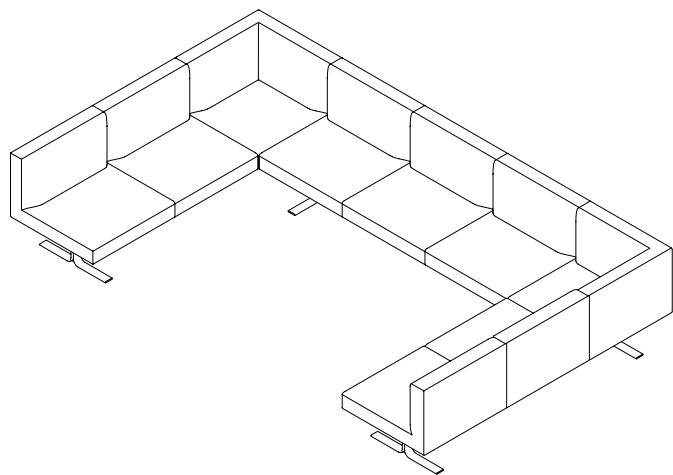


Layout 3				
1	STXB3M	Vettore Modular Base, 3 Seat Beam, Metal		1392
1	STXB4M	Vettore Modular Base, 4 Seat Beam, Metal		1450
5	STXUB	Vettore Modular Seat, Seat with Back		1885
1	STXTCN	Vettore Modular Table, Veneer, End, No Power Cut-Out		1334
1	STXTDN	Vettore Modular Table, Veneer, Corner, No Power Cut-Out		1914
Total:				\$15515

specification example

The following layouts can be specified two different ways.

layout 4



Layout 4 A			
3	STXB3M	Vettore Modular Base, 3 Seat Beam, Metal	1392
7	STXUB	Vettore Modular Seat, Seat with Back	1885
1	STXUC	Vettore Modular Seat, Right Side Facing Corner	2413
1	STXUD	Vettore Modular Seat, Left Side Facing Corner	2413
Total:			\$22197

Layout 4 B			
2	STXB3M	Vettore Modular Base, 3 Seat Beam, Metal	1392
4	STXUB	Vettore Modular Seat, Seat with Back	1885
2	STXUC	Vettore Modular Seat, Right Side Facing Corner	2413
1	STXS3MCN	Vettore Seating, 3 Seat, Metal, Seat with Back, No Arms	7047
Total:			\$22197

specification example

STXS2MCN – Vettore Seating, Two Seat, Metal, Seat with Back, No Arms		
①	Seat fabric Gr.3	5220
②	Leg finish Fashion Paint	29
Total:		\$5249

STXS3MSN – Vettore Seating, Three Seat, Metal, Seat, No Arms		
①	Seat and back fabric Gr.5	4553
②	Leg finish Fundamental Paint	0
③	Total:	\$4553

STXS4MCN – Vettore Seating, Four Seat, Metal with Back, No Arms		
①	Seat fabric Gr.5	9619
②	Leg finish Fashion Paint	29
Total:		\$9648

COM/COL material requirement

Yardage is based on a non-patterned fabric. Additional yardage may be required for pattern repeats and the matching required. Leather yield may be affected by the quality of the COL. However, variance in the size of the hides will not affect the yield.

SINGLE UPHOLSTERED

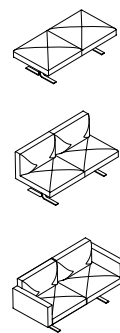
		COM [yards]	COL [sq. ft.]
Vettore Modular Seat	Bench	2	36
	Seat with Back	3 3/4	67 1/2
	Corner	5 1/4	94 1/2
	Seat & Back with Arm	5 1/2	99
Vettore Seating, Two Seat, Metal Leg	Seat Only without Arm	4	72
	Seat & Back without Arm	7 1/2	135
	Seat & Back with Arm	11	198
Vettore Seating, Three Seat, Metal Leg	Seat Only without Arm	6	108
	Seat & Back without Arm	11 1/4	202 1/2
	Seat & Back with Arm	14 3/4	265 1/2
Vettore Seating, Four Seat, Metal Leg	Seat Only without Arm	8	144
	Seat & Back without Arm	15	270
	Seat & Back with Arm	18 1/2	333

STXS vetture seating

Product Options

Style	Leg Style	Back Style	Arm Style	Upholstery	Leg Finish
2 Two Seat	M Two Metal	S Seat	N No Arms	Fabric	Fundamental Paint
3 Three Seat		C Seat with Back	A With Arms (available with seat with back option only)	Leather	Fashion Paint
4 Four Seat					

Note For Fundamental Paint, add \$0
 For Fashion Paint, add \$29
 Seat and Seat with Back models may be ganged together for longer lounge configurations. Ganging hardware included.
 No assembly required on Two, Three and Four Bench or Sofa Seating models



		Seat												
		COM	COL	Gr.1	Gr.2	Gr.3	Gr.4	Gr.5	Gr.6	Gr.7	Gr.8	Gr.9	Gr.10	Gr.11
2	Two Seat													
	Metal, Seat	3410	3820	3596	3678	3750	3833	3895	3946	3999	4060	4121	4184	4256
	Metal, Seat with Back, No Arms	4466	5002	4814	4968	5104	5258	5374	5472	5568	5684	5800	5916	6052
3	Three Seat													
	Metal, Seat	4507	5047	4785	4909	5017	5141	5234	5310	5388	5481	5574	5667	5774
	Metal, Seat with Back, No Arms	6090	6821	6612	6844	7047	7279	7453	7598	7743	7917	8091	8265	8468
4	Four Seat													
	Metal, Seat	5603	6276	5974	6139	6284	6448	6573	6675	6778	6902	7026	7149	7294
	Metal, Seat with Back, No Arms	7714	8640	8410	8720	8990	9300	9532	9724	9918	10150	10382	10614	10884
		Metal, Seat with Back, Arms	8746	9796	9605	9986	10321	10702	10988	11226	11464	11751	12037	12323
		Gr.12	Gr.13	Gr.14	Gr.15	Gr.16	Gr.17	Gr.18	Gr.19	Gr.20	Leather			
											LB	LC	LD	
2	Two Seat													
	Metal, Seat	4338	4442	4545	4648	4751	4853	4957	5060	5163		4933	5490	5676
	Metal, Seat with Back, No Arms	6206	6400	6592	6786	6980	7172	7366	7560	7752		7090	8134	8482
3	Three Seat													
	Metal, Seat	5899	6053	6208	6363	6517	6672	6827	6981	7136		6718	7553	7831
	Metal, Seat with Back, No Arms	8700	8990	9280	9570	9860	10150	10440	10730	11020		9953	11519	12041
4	Four Seat													
	Metal, Seat	10376	10757	11137	11516	11897	12277	12658	13037	13418		11895	13948	14632
	Metal, Seat with Back, Arms													
	Two Seat													
	Metal, Seat	7459	7665	7872	8077	8284	8490	8697	8902	9108		8503	9616	9988
	Metal, Seat with Back, No Arms	11194	11580	11968	12354	12740	13128	13514	13900	14288		12816	14904	15600
	Three Seat													
	Metal, Seat with Back, Arms	13038	13515	13992	14469	14945	15423	15900	16377	16854		14947	17522	18380
	Metal, Seat with Back, Arms													

STXB vettore modular base

Product Options

Style	Leg Style	Leg Finish
2 Two Seat Beam	M Metal	Fundamental Paint
3 Three Seat Beam		Fashion Paint
4 Four Seat Beam		

Note The Fundamental or Fashion Paint is for the leg portion only
The non-visible beam is an anthracite black finish
Base-to-base ganging hardware included

Price



	Foundation Paint	Fashion Paint
2 Two Seat Beam	1334	1363
3 Three Seat Beam	1392	1421
4 Four Seat Beam	1450	1479

STXU vettore modular seat

Product Options

Style	Upholstery
A Bench	Fabric Leather
B Seat with Back	
C Right Side Facing Corner	
D Left Side Facing Corner	
E Right Side Facing Seat with Arm	
F Left Side Facing Seat with Arm	

Note Seats with Arms must be used as an end piece within the configuration. These CANNOT be used in the middle of a modular configuration
Assembly hardware included





		Seat												
		COM	COL	Gr.1	Gr.2	Gr.3	Gr.4	Gr.5	Gr.6	Gr.7	Gr.8	Gr.9	Gr.10	Gr. 11
A	Bench	1038	1162	1131	1173	1209	1249	1281	1306	1332	1363	1394	1424	1460
B	Seat with Back	1566	1754	1740	1818	1885	1963	2021	2068	2117	2175	2233	2291	2358
C	Right Side Facing Corner	1966	2202	2210	2318	2413	2521	2602	2670	2738	2819	2900	2981	3076
D	Left Side Facing Corner	1966	2202	2210	2318	2413	2521	2602	2670	2738	2819	2900	2981	3076
E	Right Side Facing Seat with Arm	2082	2332	2337	2451	2550	2663	2748	2820	2891	2975	3060	3146	3245
F	Left Side Facing Seat with Arm	2082	2332	2337	2451	2550	2663	2748	2820	2891	2975	3060	3146	3245
		Leather												
		Gr.12	Gr.13	Gr.14	Gr.15	Gr.16	Gr.17	Gr.18	Gr.19	Gr.20	LB	LC	LD	
A	Bench	1502	1553	1605	1656	1709	1760	1812	1863	1915		1719	1998	2090
B	Seat with Back	2436	2532	2630	2726	2822	2920	3016	3112	3210		2798	3320	3494
C	Right Side Facing Corner	3184	3320	3454	3590	3726	3860	3996	4132	4266		3663	4394	4638
D	Left Side Facing Corner	3184	3320	3454	3590	3726	3860	3996	4132	4266		3663	4394	4638
E	Right Side Facing Seat with Arm	3358	3500	3641	3784	3925	4067	4208	4351	4493		3863	4628	4884
F	Left Side Facing Seat with Arm	3358	3500	3641	3784	3925	4067	4208	4351	4493		3863	4628	4884

STXT **vettore modular table, laminate**

Product Options

Style	Power	Surface Finish
A Center End Corner	N No Power Cut Out	Studio Foundation Laminate
F 1/2 End	D Cut Out for Single Round Power Bump	

Note For Cut Out for Single Round Power Bump [D] - POWER UNIT SOLD SEPARATELY
 STXTA can be used as an Center, End or Corner table within the module of the base beam
 STXTF is used with the Modular Base. If a Two Seat Beam is specified, two upholstered units need to be specified with the addition of the 1/2 End Table to add after assembly
 Assembly hardware included





		Price
		Studio Foundation Laminate
	A Center End Corner	
	No Power Cut Out	922
	F 1/2 End	
	No Power Cut Out	806
	Cut Out	899

STXT **vettore modular table, veneer**

Product Options

Style	Power	Surface Finish
B Center	N No Power Cut Out	Studio Veneer
C End	D Cut Out for Single Round Power Bump	
D Corner		
E 1/2 End		

Note For Cut Out for Single Round Power Bump [D] - POWER SOLD SEPARATELY
 STXTE is used with the Modular Base. If a Two Seat Beam is specified, two upholstered units need to be specified with the addition of the 1/2 End Table to add after assembly.

		Price
		Studio Foundation Laminate
	B Center	
	No Power Cut Out	1641
	C End	
	No Power Cut Out	1334
	D Corner	
	No Power Cut Out	1914
	E 1/2 End	
	No Power Cut Out	1270
	Cut Out	1363

STXA vettore tablet accessories

Product Options

Power	Surface Finish	Power Finish
N No Power	Studio Veneer	8B Ebony Coordinate
S Salt USB-A Power	Studio Foundation Laminate	7Y Storm White Coordinate

Note Salt Power INCLUDED - USB ONLY
Laminate and Veneer versions are both curved tablets
Tablet should only be used between two upholstered seats

Price



	Studio Foundation Laminate	Studio Veneer
N No Power	986	1154
S Salt USB-A Power	1218	1386