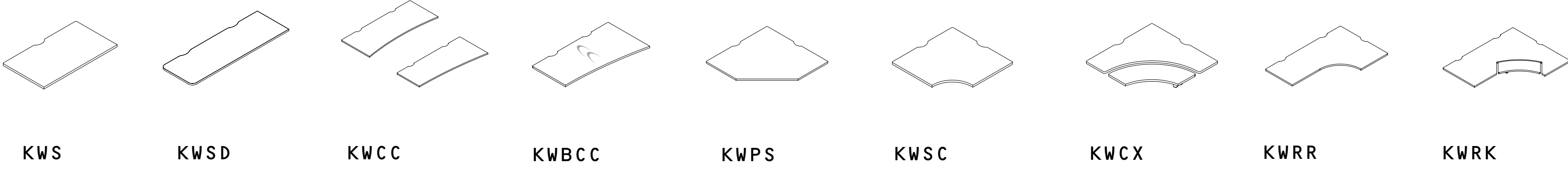


Panels	<p>KP_T KP_S KP_C KP_L KPL KP0 KP0B KP0GS KP0GD KP0GBS KP0GBD KPGA KPGT KPZA</p>
	<p>KPND KPF KPLD42 KGSA KGWP KPGC</p>
Lyft	<p>HPS HPM HPF KPC</p>
Panel Connections & Trims	<p>KCCN_90 KCC_00 KCC2_60 KCC3_60 KCC_3 KCC_4 KCIN_90 KCI2_60 KCI_00 KCI3_60 KCI_3 KCI_4 KTE KTI</p> <p>KTR KTRC KTKT KTKC KCW KPP KPJ90 KPJ602 KPJ00 KPJ3 KPJ603 KPJ4 KP0GJ1 KP0GJ2</p>
	<p>Lyft</p> <p>HCML HCEL HCUL HCH9 HET HIT</p>
Elements	<p>KES KESF KEM KEMF KEWD KEWF KEA KEAF KEB KEC KEUS KEMD KEMDF KEAP VKEC</p> <p>KEL KEWN KET KETD KEG KEGD</p> <p>201 Embossed Square Solo 305 Embossed Louvered Solo 401 Embossed Dot Solo 402 Embossed Large Dot KER</p>

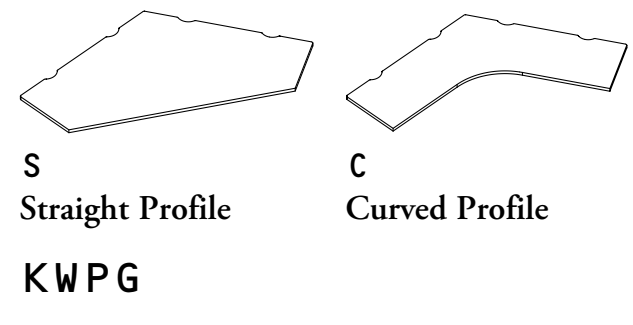
Worksurfaces & Countertops

Panel-Mounted Worksurfaces



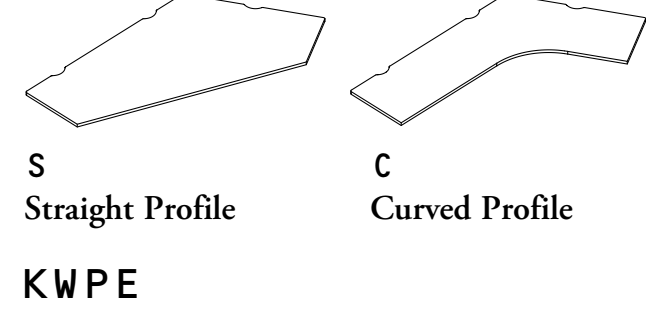
KWS KWS D KWCC KW BCC KWPS KW SC KW CX KW RR KW RK

120° Panel-Mounted Worksurfaces



S Straight Profile
KWPG

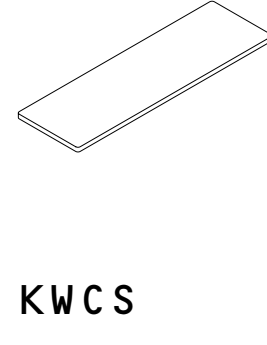
C Curved Profile



S Straight Profile
KWPE

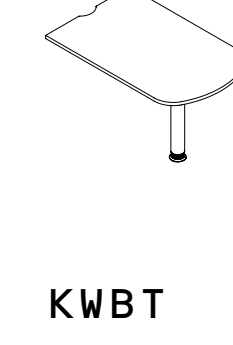
C Curved Profile

Countertops



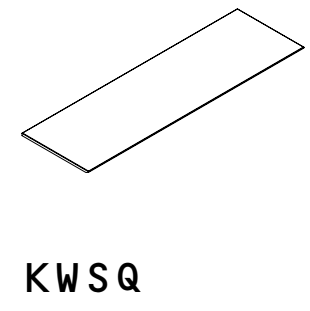
KWCS

Semi-Supported Worksurfaces



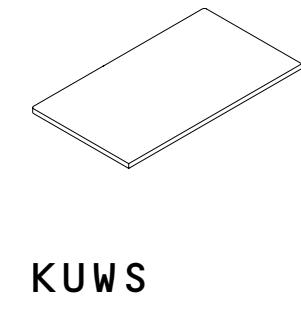
KWBT

D-Style Worksurfaces



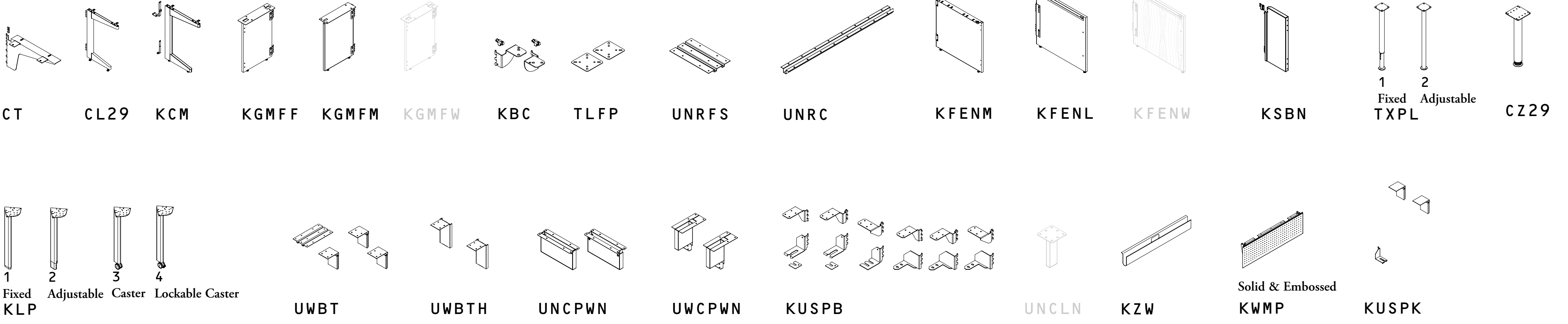
KWSQ

Source Laminate Worksurfaces

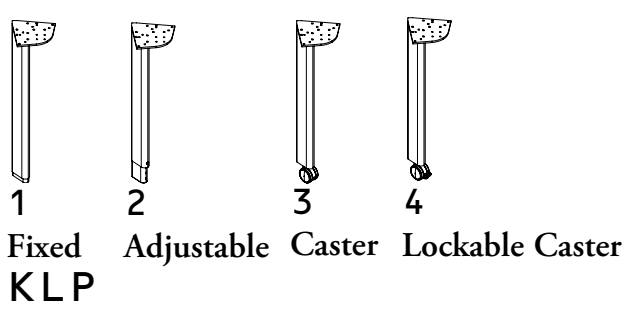


KUWS

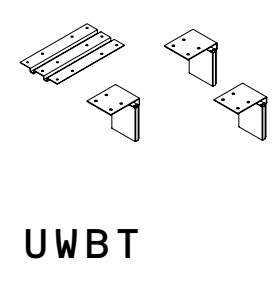
Worksurface Supports & Accessories



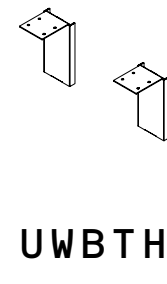
CT CL29 KCM KGMFF KGMFM KGMFW KBC TLFP UNRFS UNRC KFENM KFENL KFENW KSBN 1 Fixed TXPL 2 Adjustable TXPL CZ29




1 Fixed KLP 2 Adjustable 3 Caster 4 Lockable Caster



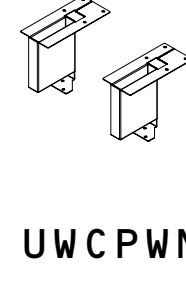
UWB T



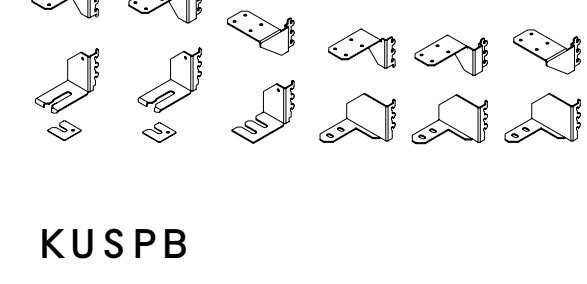
UWB TH




UNCPWN



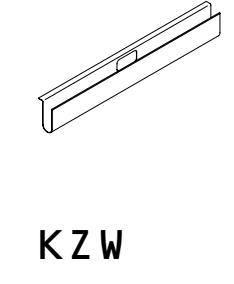
UWCPWN



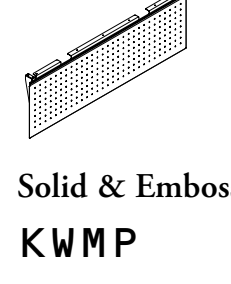
KUSPB



UNCLN



KZW

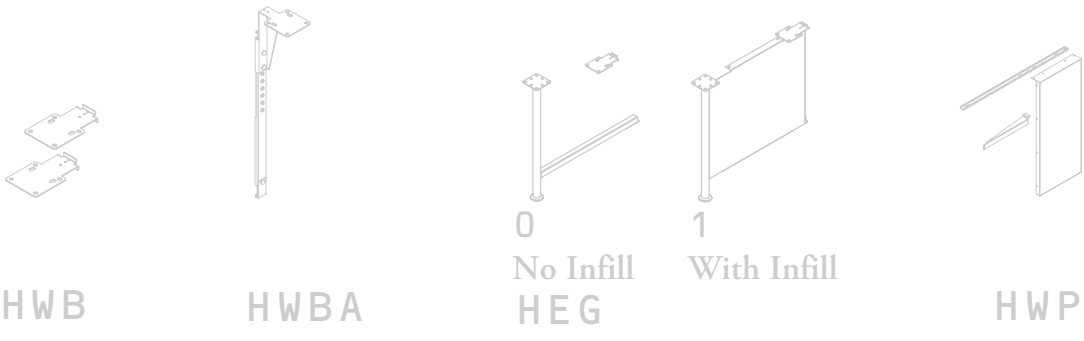


Solid & Embossed KWMP



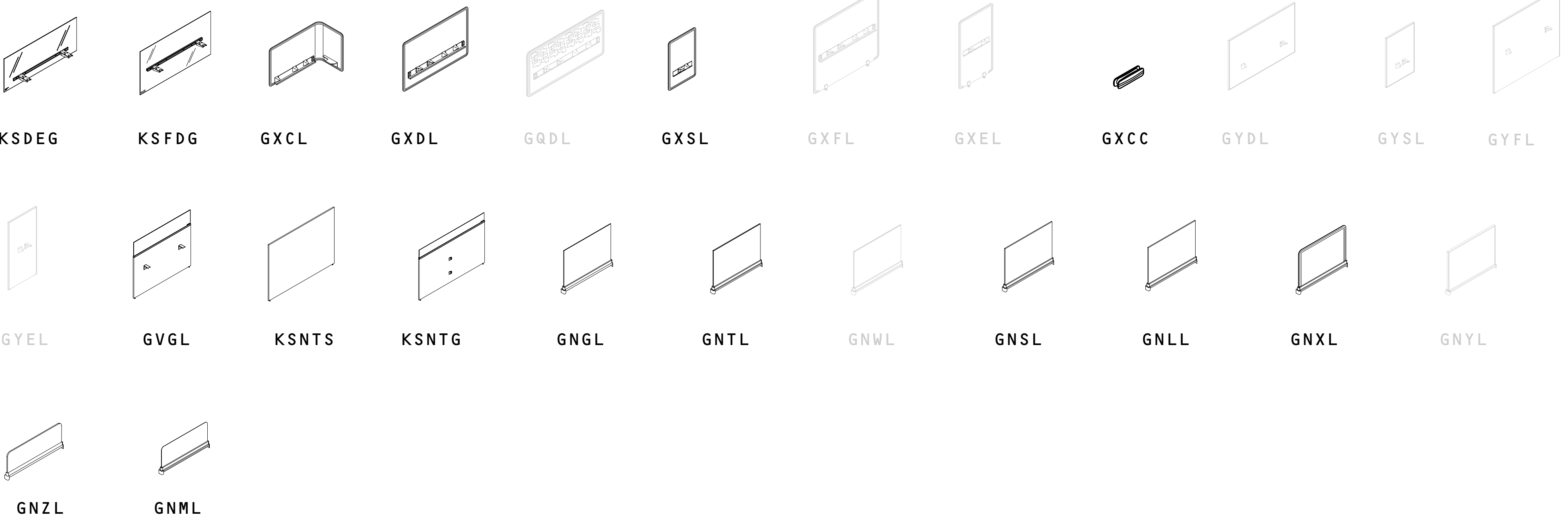
KUSPK

Lyft



HWB HWBA No Infill HEG With Infill HWP

Screens

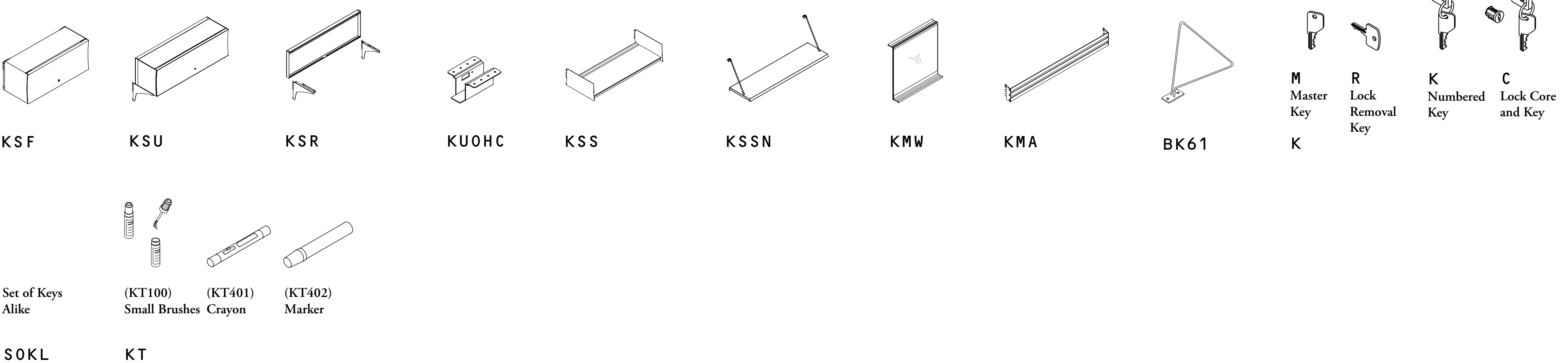


KSDEG KSFDG GXCL GXDL GQDL GXSL GXFL GXEL GXCC GYDL GYSL GYFL

GYEL GVGL KSNTS KSNTG GNGL GNTL GNWL GNSL GNLL GNXL GNYL

GNZL GNML

Mounted Storage & Accessories

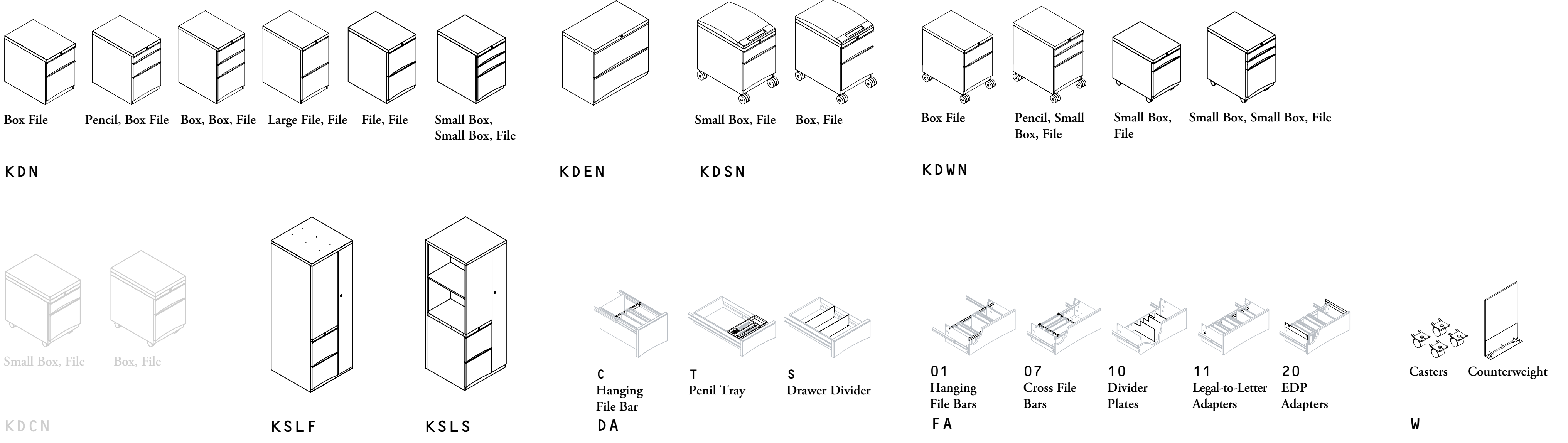


KSF KSU KSR KUOHC KSS KSSN KMW KMA BK61 M Master Key R Lock Removal Key K Numbered Key C Lock Core and Key

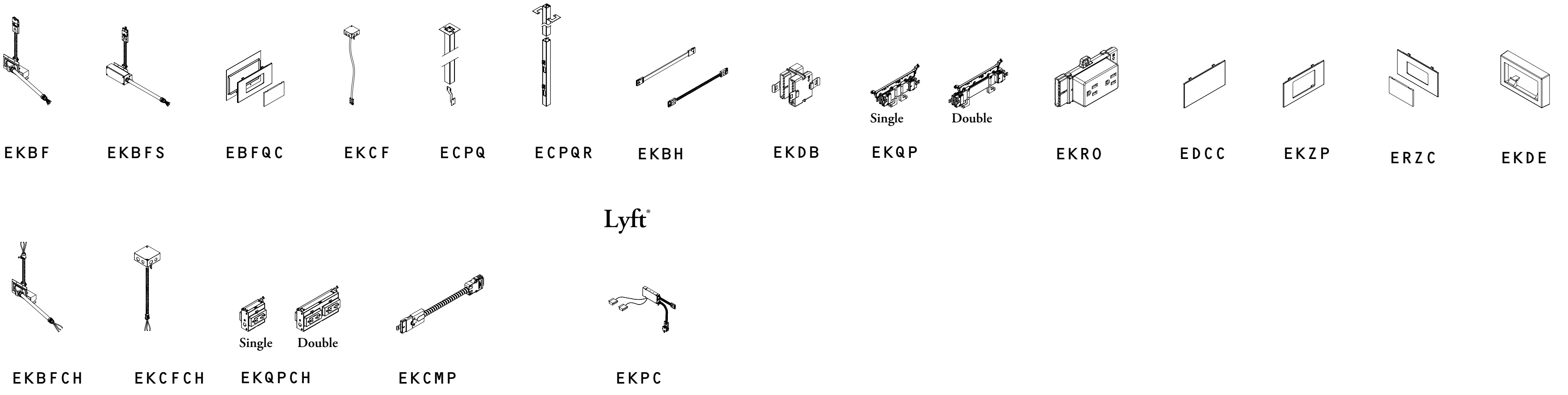
Set of Keys Alike (KT100) Small Brushes (KT401) Crayon (KT402) Marker

SOKL KT

Freestanding Storage & Accessories



Lighting, Electrics & Communications



International Lighting, Electrics & Communications

