

dossier

price & application guide

09.27.2021



teknion

update summary

Please be advised that information has been updated within the Dossier Price & Application Guide. To highlight these updates, a summary has been created for your reference.

revised

June and September price increases have been incorporated.

Please note, first orders for new products will be accepted on September 27, 2021. All software will also be updated by September 27, 2021. If you have any questions regarding the information enclosed, please contact your Teknion Customer Service Representative.



design is intelligence
made visible.

Tebian

Tebian
Deep Data View
Tebian
Deep Data View
Tebian
Deep Data View
Tebian
Deep Data View

Tebian
Deep Data View
Tebian
Deep Data View
Tebian
Deep Data View
Tebian
Deep Data View



WHAT IS DOSSIER. 6

INDEX 32

APPLICATION GUIDE 37

PRICE & PRODUCT GUIDE. 129

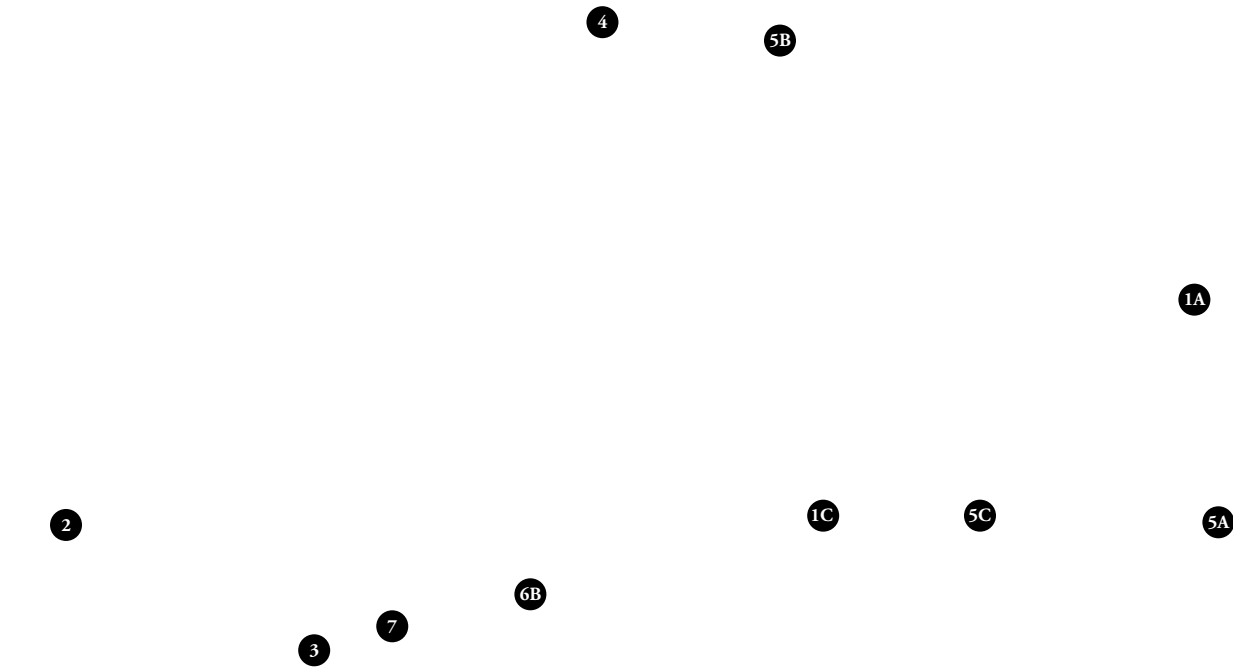
what is dossier

Dossier is a line of executive casegoods with a wide range of options to suit both traditional and emerging private office requirements.

Dossier offers designers many options for meeting functional requirements and creating a desired appearance. They can choose from several styles of desks and tables. A wide range of wall mounted storage with sliding or hinged doors, a variable wall panel offering and a completely configurable credenza as well as other private office and meeting room components are available.

dossier features include:

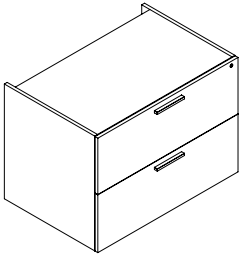
- Self closing hardware of drawers
- Concealed pulls on overheads
- Four Finish Options:
 - Veneer
 - Flintwood, with open pore finish only
 - Back-Painted Glass
 - Solid Surface
- Pull Styles:
 - Rectangular
 - Dossier
- Pull Finishes:
 - Plated
 - Painted
- Two drawer finish options:
 - Ebony
 - Maple
- Wood Veneers applied either horizontally or vertically



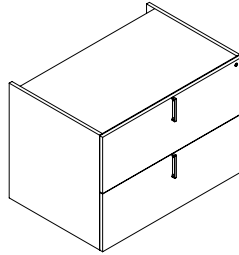
- 1 Three formats for desking:
 - A. 1-1/2" thick solid core fixed
 - B. 1-1/2" thick solid core height adjustable (not shown)
 - C. Metal support frame with 1/2" top
- 2 Wood Veneer applied either vertically or horizontally
- 3 Self closing hardware of drawers
- 4 Concealed pulls on overheads
- 5 Variety of finish options:
 - A. Wood
 - B. Back painted glass
 - C. Solid surface
- 6 Two pull styles in plated and painted finishes:
 - A. Rectangular
 - B. Dossier (shown)
- 7 Two interior drawer options:
 - A. Ebony
 - B. Maple

what is dossier

handle styles:



Rectangular



Dossier

grain direction:

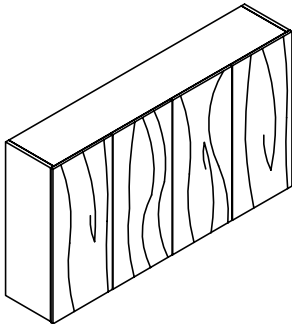
The woodgrain on Dossier is available horizontal and vertical:

Vertical:

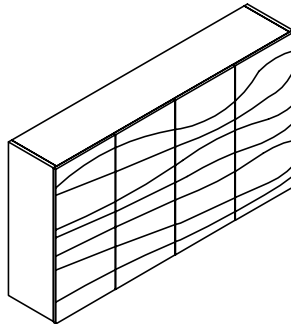
- Flintwood, Veneer 2, 3 and 4

Horizontal:

- Flintwood, Veneer 4



Vertical



Horizontal

dossier assets

Teknion offers a variety of assets to help better understand Dossier and all that it can do.

Go to www.teknion.com to review all of the assets shown below.

idea starters overview

The Teknion Planning Tool provides idea starters to help you get started on planning your Dossier workstation.

These 10 idea starters along with their pricing are on the following pages.

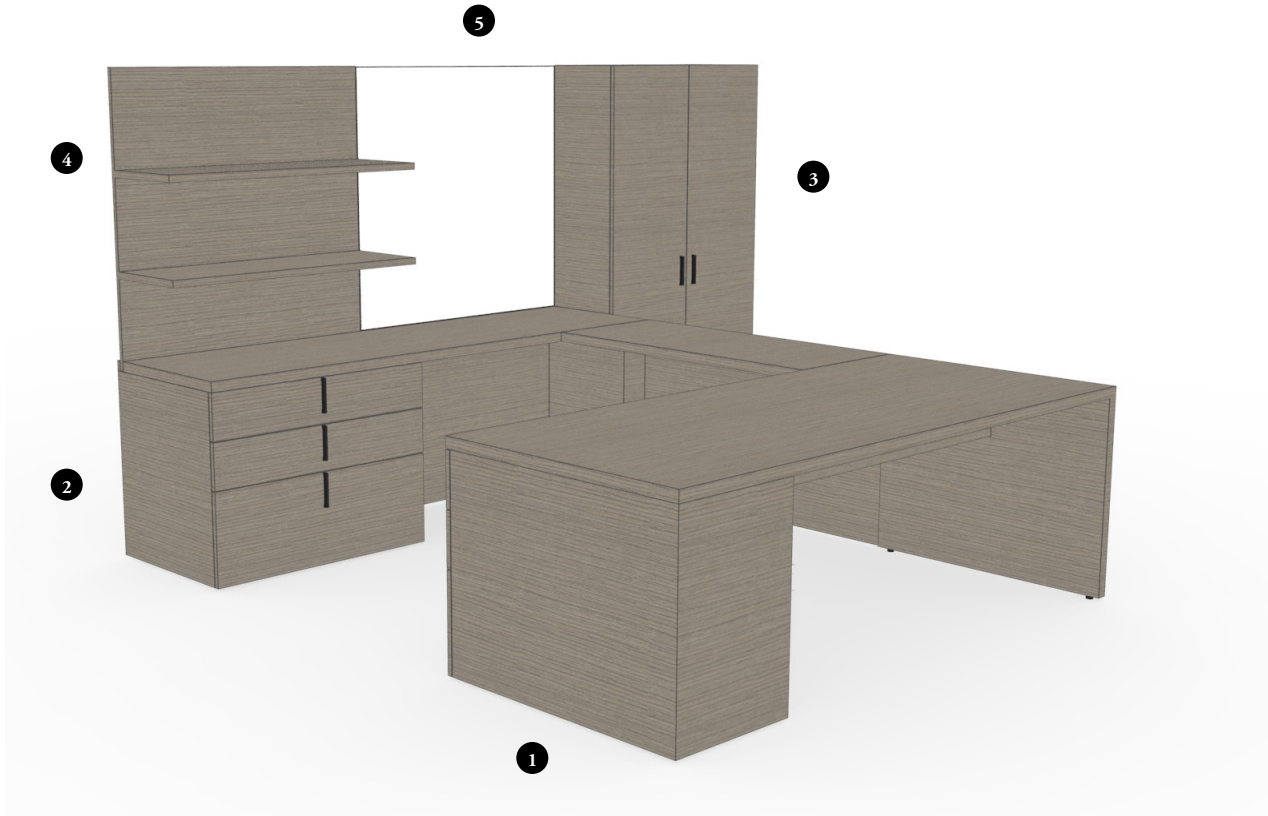
idea starters

IDEA STARTER OVERVIEW

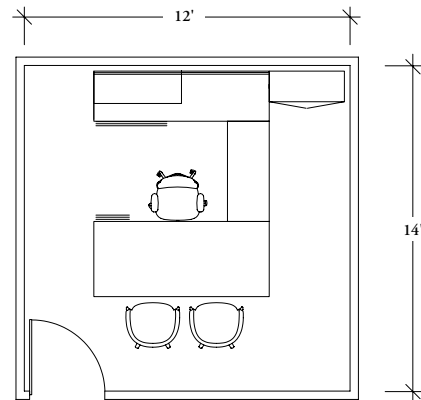
private office 01

9' x 10' office

13' x 13' recommended office size



- 1 Desks are available with an open shell or with pedestals and can be used with L-returns and bridges
- 2 29" high credenzas are made up of storage components, open spaces, gables and credenza tops
- 3 A variety of coat storage options are available to match Dossier heights of 70" and 84"
- 4 Wall panels are available with open shelves and include the option to omit the bottom shelves. Available in 12" and 15" depths
- 5 Full-height wall panels in back painted glass are metal backed for use with Rare Earth Magnets



idea starters

QUANTITY	COMPONENTS	DESCRIPTION	LIST PRICE	EXTENDED PRICE
1	ZJPPCBH3684R	Single Pedestal Desk with Partial Modesty, Centre Modesty Pan, Box/Box/File Pedestal, Horizontal Grain, 36"d x 84"w	5573	5573
1	ZJBFH2048	Bridge Return for Standard Desk with Full Back Panel & Flush Credenza Connection, Horizontal Grain, 20"d x 48"w	1324	1324
1	ZJJFBH292436	Filing Cabinet - High for Use with Credenza Top, Box, Box, File, Horizontal Grain, 29"h x 24"d x 36"w	3514	3514
1	ZJAESH26642	Electrical Access Panel, Standard, Horizontal Grain, 26"h x 6"d x 42"w	1029	1029
1	ZJAJSH27246R	J Panel, Standard, Horizontal Grain, 27-1/2"h x 24"d x 6"w	846	846
1	ZJAC12484	Credenza Top - Full Depth, One Access Location, 24"d x 84"w	1183	1183
1	ZJCWH701536	Full Height Wardrobe, Horizontal Grain, 70"h x 15-1/2"d x 36"w	4677	4677
1	ZJWOHH4215042	Wall Panel, Open Shelves, Above Credenza, Horizontal Grain, 42-3/8"h x 15-1/2"d x 42"w	3072	3072
1	ZJWFG4242	Full Wall Panel, Above Credenza, Backpainted Glass, 42-3/8"h x 42"w	4058	4058
1	ZJWM	Rare Earth Magnets	166	166
			TOTAL	25442

Finishes: Horizontal Grain Flintwood and Backpainted Glass.

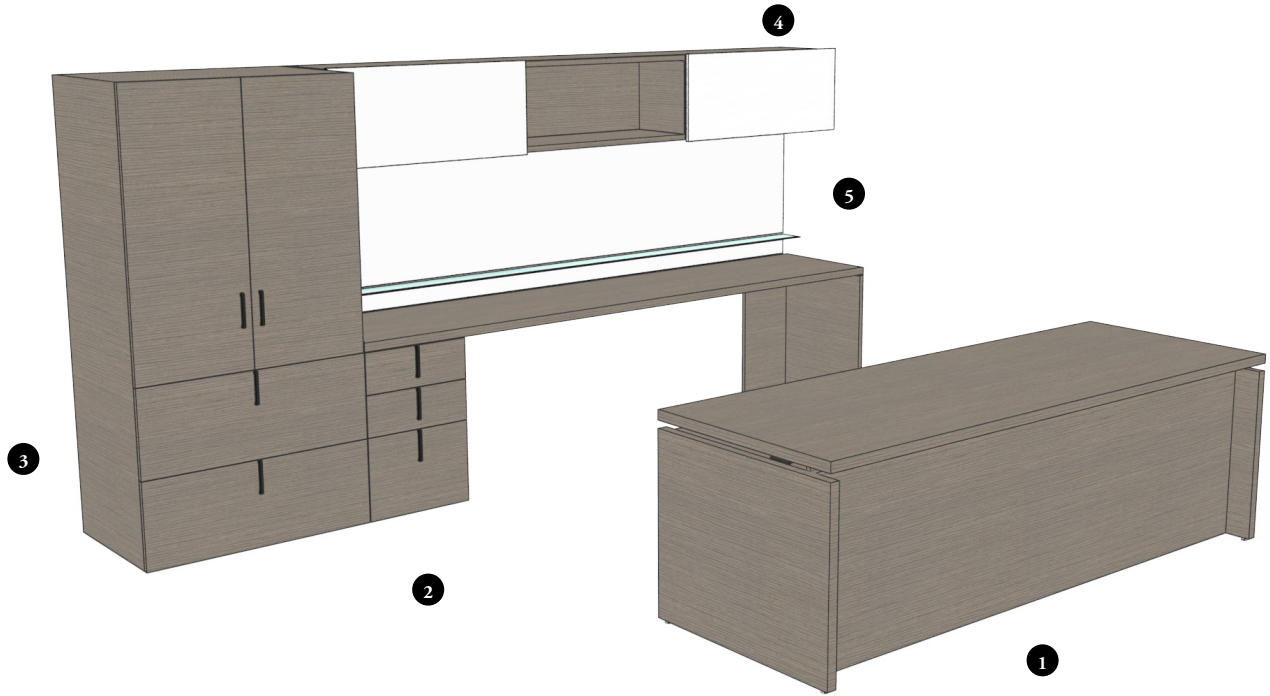
idea starters

IDEA STARTER OVERVIEW

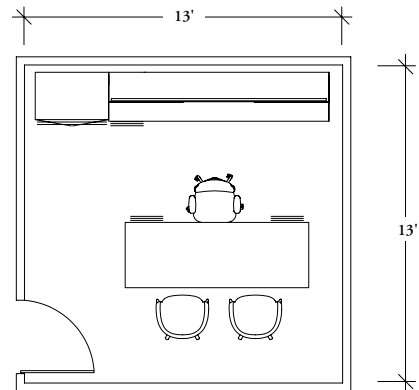
private office 02

9' x 12' office

13' x 13' recommended office size



- 1 Height adjustable desks are available with a standard shell or pedestals and have a height adjustment range of 29" to 50". Wire management has been intelligently worked into the design of the desk
- 2 29" h credenzas are made up of storage components, open spaces, gables and credenza tops
- 3 Freestanding storage matches the overall Dossier heights of 70" and 84"
- 4 Wall mounted overheads are available as individual or complete units, and in single two or three high configurations, and open or with sliding doors
- 5 Wall panels are available with open shelves and include the option to omit the bottom shelves



idea starters

QUANTITY	COMPONENTS	DESCRIPTION	LIST PRICE	EXTENDED PRICE
1	ZJDHABBH3290	Height-Adjustable Double Pedestal Desk, Full Modesty, 4" Recessed Modesty, Box/Box/File Left Pedestal Drawer Combo, Box/Box/File Right Pedestal Drawer Combo, Horizontal Grain	14650	14650
1	ZJJFBH292418	Filing Cabinet - High for Use with Credenza Top, Box/Box/File, Horizontal Grain, 29"h x 24"d x 18"w	3159	3159
1	ZJALIH272412R	L Panel, Inset, Horizontal Grain, 27-1/2"h x 24"d x 12"w	860	860
1	ZJAD21108	Credenza Top - Reduced Depth for Use with Wall Panel, 21-1/2"d x 108"w	1698	1698
1	ZJCCFH29702436	Full Height Combination Cabinet, File/File, Horizontal Grain, 27-1/2" Alignment Height, 70"h x 24"d x 36"w	6551	6551
1	ZJMDNSH15108	Wall Mount Storage with Double Sliding Doors, No Cubby without Valance, One High, Horizontal, 15-1/2"d x 108"w	8999	8999
1	ZJWSSH26108	Segmented Wall Panel, Above Credenza, with Shelf, Horizontal Grain, 26-3/4"h x 108"w	6555	6555
1	ZJWM	Rare Earth Magnets	166	166
			TOTAL	42638

Finishes: Horizontal Grain Flintwood and Backpainted Glass.

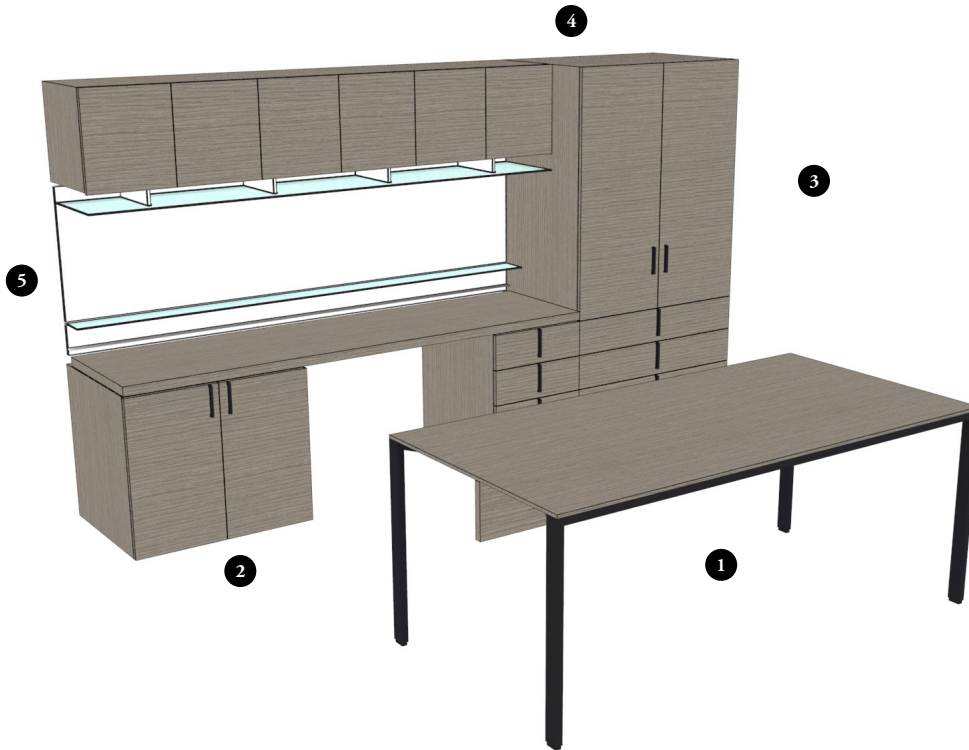
idea starters

IDEA STARTER OVERVIEW

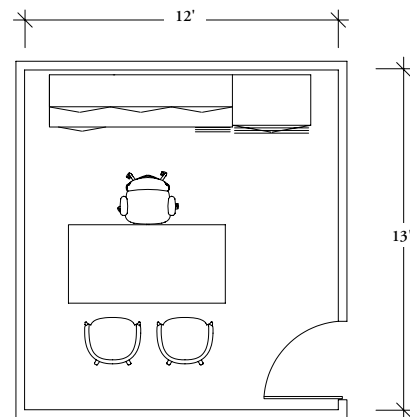
private office 03

9' x 10' office

12' x 13' recommended office size



- 1 Table Desks provide a contemporary aesthetic to an office, with tops available in wood, solid surface or backpainted glass
- 2 29" high credenzas are made up of storage components, open spaces, gables and credenza tops
- 3 Freestanding storage matches the overall Dossier heights of 70" and 84"
- 4 Overhead cabinets are available with sliding doors and optional cubbies, the sliding doors have a hidden door pull
- 5 Wall Panels and wall-mounted storage are available with glass or solid surface shelves



idea starters

QUANTITY	COMPONENTS	DESCRIPTION	LIST PRICE	EXTENDED PRICE
1	Z J T P C 3 6 7 2	Table Desk with Partial Modesty, Centered Modesty, 36"d x 72"w	7662	7662
1	Z J D 2 H 2 7 2 4 3 0	Cabinet with Doors – High for Use with Credenza Top, 2" Recessed Back, Horizontal Grain, 27-1/2"h x 24"d x 30"w	2923	2923
1	Z J J F B H 2 7 2 4 1 8	Filing Cabinet – High for Use with Credenza Top, Box/Box/File, Horizontal Grain, 27-1/2"h x 24"d x 18w	2673	2673
1	Z J A D 2 1 8 4	Credenza Top - Reduced Depth for Use with Wall Panel, 21-1/2"d x 84"w	1397	1397
1	Z J C C B H 2 7 7 0 2 4 3 6	Full Height, Combination Cabinet, Box/Box/File, Horizontal Grain, 27-1/2" Alignment Height, 70"h x 24"d x 36"w	6729	6729
1	Z J M H C S H 1 5 8 4	Wall Mount Storage with Hinged Doors, Cubby, One High, Horizontal, 15-1/2"d x 84"w	7565	7565
1	Z J W S S H 2 6 8 4	Segmented Wall Panel, Above Credenza, with Shelf, Horizontal Grain, 26-3/4"h x 84"w	5485	5485
			TOTAL	34434

Finishes: Horizontal Grain Flintwood and Backpainted Glass.

idea starters

IDEA STARTER OVERVIEW

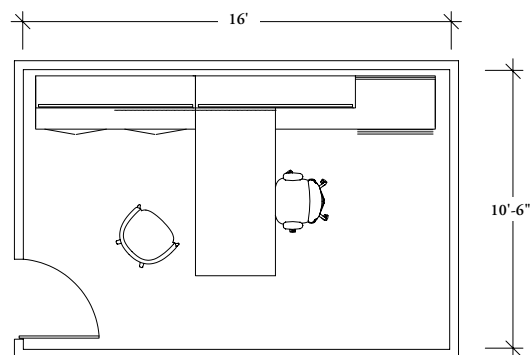
private office 04

7'-4" x 15' office

10'-6" x 16' recommended office size



- 1 Run-offs can overlap credenzas to provide an alternative aesthetic to a traditional desk
- 2 Overhead cabinets are available with sliding doors in wood or backpainted glass
- 3 Credenzas are made up of storage components, open spaces, gables and credenza tops
- 4 Full-height wall panels are available in wood, fabric or back painted glass



idea starters

QUANTITY	COMPONENTS	DESCRIPTION	LIST PRICE	EXTENDED PRICE
1	ZJLY53684L	Run-Off with Loop Leg, Centered Modesty, Overlap Credenza Connection, 20" d, high without top, 36" d x 84" w	4760	4760
2	ZJJD2H272436	Cabinet with Doors – High for Use with Credenza Top, 2" Recessed Back, Horizontal Grain, 27-1/2" h x 24" d x 36" w	3088	6175
1	ZJJFBH272436	Filing Cabinet – High for Use with Credenza Top, Box/Box/File, Horizontal Grain, 27-1/2" h x 24" d x 36" w	3446	3446
2	ZJAD2190	Credenza Top – Reduced Depth for Use with Wall Panel, 21-1/2" d x 90" w	1490	2981
1	ZJMSNDH1572L	Wall Mount Storage with Single Sliding Doors, No Cubby without Valance, Two High, Horizontal, 15-1/2" d x 72" w	7631	7631
1	ZJMSNDH1572R	Wall Mount Storage with Single Sliding Doors, No Cubby without Valance, Two High, Horizontal, 15-1/2" d x 72" w	7631	7631
2	ZJWFG2672	Full Wall Panel, Above Credenza, Back-painted Glass, 26-3/4" h x 72" w	4372	8743
1	ZJWFF5636	Full Wall Panel, Above Credenza, Fabric, 56-1/2" h x 36" w	1748	1748
1	ZJWM	Rare Earth Magnets	166	166
			TOTAL	43281

Finishes: Horizontal Grain Flintwood and Backpainted Glass.

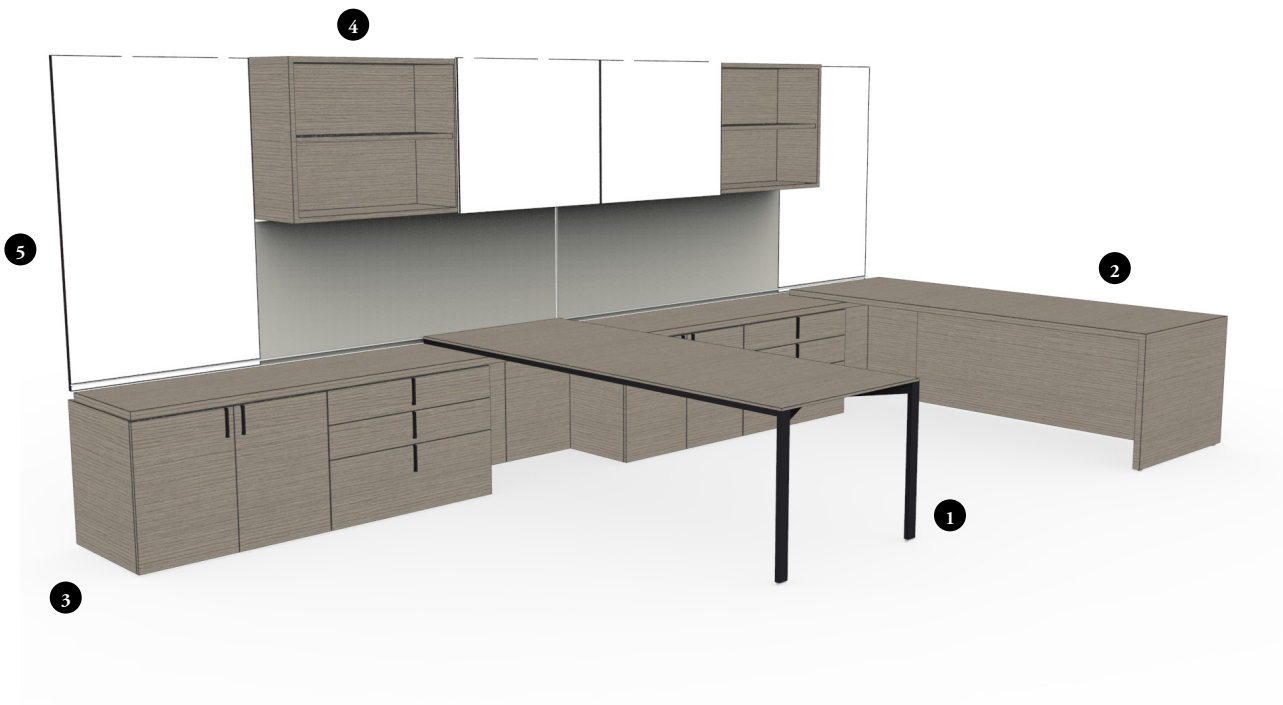
idea starters

IDEA STARTER OVERVIEW

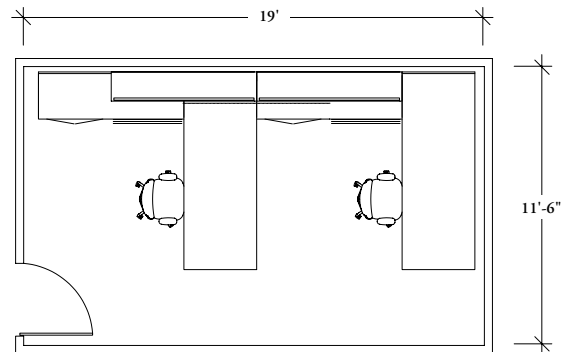
private office 05

8'-2" x 18' office

11'-6" x 19" recommended office size



- 1 Run Offs with Metal Frames are available with an open end or an optional wood end panel to provide a more conventional desking application
- 2 Run-Off Shells can be used in the middle of a credenza run or on the end of a credenza run
- 3 Credenzas are made up of storage components, open spaces, gables and credenza tops
- 4 Overhead cabinets are available with sliding doors in wood or backpainted glass
- 5 Full-height wall panels in Back-Painted Glass are metal backed for use with Rare Earth Magnets



idea starters

QUANTITY	COMPONENTS	DESCRIPTION	LIST PRICE	EXTENDED PRICE
1	ZJMNH3696R	Run-Off with Metal Frame without Modesty, Overlap 27"h Storage/ Credenza Connection, 36"d x 96"w, Right Orientation	7912	7912
1	ZJNHRH23696R	Run-Off Shell with Full Modesty & Overlap Credenza Connection, Recessed Modesty Panel, Horizontal Grain, 24"d Credenza, 36"d x "w	3299	3299
2	ZJJD6H272436	Cabinet with Doors-High for Use with Credenza Top, 6" Recessed Back, Horizontal Grain, 27-1/2"h x 24"d x 36"w	3204	6408
2	ZJJFBH272436	Filing Cabinet – High for Use with Credenza Top, Box/Box/File, Horizontal Grain, 27-1/2"h x 24"d x 36"w	3446	6890
1	ZJAEDH26636	Electrical Access Panel, With Doors, Horizontal Grain, 26"h x 6"d x 36"w	1469	1469
1	ZJAFIH272436R	Extended L Panel, Inset, Horizontal Grain, 27-1/2"h x 24"d x 36"w	1103	1103
1	ZJAD2154	Credenza Top - Reduced Depth for Use with Wall Panel, 21-1/2"d x 54"w	1040	1040
1	ZJAD2172	Credenza Top - Reduced Depth for Use with Wall Panel, 21-1/2"d x 72"w	1246	1246
1	ZJAD2190	Credenza Top - Reduced Depth for Use with Wall Panel, 21-1/2"d x 90"w	1490	1490
1	ZJMSNDH1572L	Wall Mount Storage with Single Sliding Doors, No Cubby without Valance, Two-High, Horizontal, 15-1/2"d x 72"w	7631	7631
1	ZJMSNDH1572R	Wall Mount Storage with Single Sliding Doors, No Cubby without Valance, Two-High, Horizontal, 15-1/2"d x 72"w	7631	7631
2	ZJWFF2672	Full Wall Panel, Above Credenza, Fabric, 26-3/4"h x 72"w	1878	3756
2	ZJWFG5636	Full Wall Panel, Above Credenza, Back-painted Glass, 56-1/2"h x 36"w	4467	8931
1	ZJWM	Rare Earth Magnets	166	166
			TOTAL	58972

Finishes: Horizontal Grain Flintwood and Backpainted Glass.

idea starters

IDEA STARTER OVERVIEW

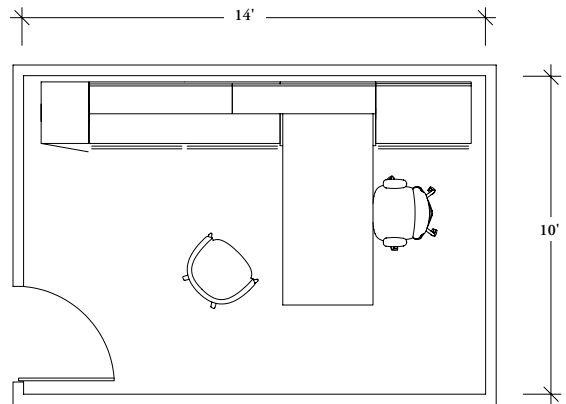
private office 06

7'-6" x 13' office

10' x 14' recommended office size



- 1 Height-Adjustable Run-Offs include a credenza storage component that houses the height adjustable mechanism. The credenza storage options match Dossier's current offering to ensure a seamless integration
- 2 Wall Panels with Open Shelves have the option to omit the bottom one or two shelves
- 3 A variety of coat storage options are available
- 4 Low credenzas provide a lighter aesthetic and are available with a finished top or unfinished with a credenza top
- 5 Full-height wall panels in back painted glass are metal backed for use with Rae Earth Magnets



idea starters

QUANTITY	COMPONENTS	DESCRIPTION	LIST PRICE	EXTENDED PRICE
1	ZJNRHAHDB3684	Height-Adjustable Run-Off, Partial Modesty & Overlap Low Credenza, 4" Recessed Modesty, Horizontal Grain, Cabinet with Doors, 24" Deep Credenza, 36"d x 84"w	10997	10997
1	ZJCDH702418L	Full Height Cabinet, Horizontal, 70"h x 24"d x 18"w, Left	4017	4017
3	ZJKBH2436	Box/File Cabinet - Low, Horizontal Grain, 24"d x 36"w	3001	9000
1	ZJW0LH5012054	Wall Panel, Open Shelves, Above Low Credenza, Horizontal Grain, 50-1/4"h x 12"d x 54"w	3750	3750
1	ZJW0LH5012054	Wall Panel, Open Shelves, Above Low Credenza, Horizontal Grain, 50-1/4"h x 12"d x 54"w, without Bottom Shelf	3200	3200
1	ZJWGG5036	Full Wall Panel, Above Low Storage, Back-painted Magnetic Glass, 50-1/4"h x 36"w	4070	4070
1	ZJWM	Rare Earth Magnets	166	166
		TOTAL		35200

Finishes: Horizontal Grain Flintwood and Backpainted Glass.

idea starters

IDEA STARTER OVERVIEW

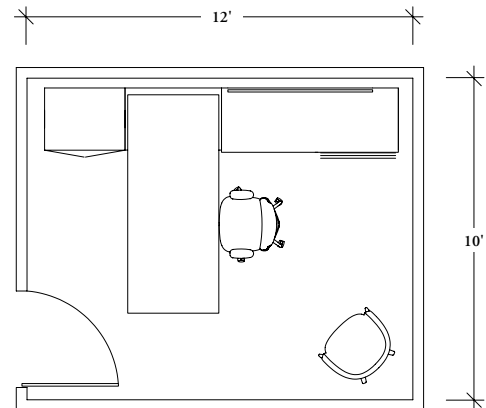
private office 07

7' x 11' office

10' x 12' recommended office size



- 1 Height-adjustable run offs include a credenza storage component to house the height adjustable mechanism. The credenza matches the Dossier offering to ensure a seamless integration into the credenza configuration
- 2 29" high credenzas are made up of storage components, open spaces, gables and credenza top
- 3 Full-height wardrobes with widths of 30" or wider have two doors. One side is coat storage and the other side has storage with adjustable shelves
- 4 Full-height wall panels in Back-Painted Glass are metal backed for use with Rare Earth Magnets



idea starters

QUANTITY	COMPONENTS	DESCRIPTION	LIST PRICE	EXTENDED PRICE
1	ZJNQHAH0B3684L	Height-Adjustable Run-Off, Partial Modesty & Overlap Credenza, 4" Right Modesty, Horizontal Grain, Open Cabinet, 24" Deep Credenza, 36"d x 84"w, Left	10050	10050
1	ZJJFBH292430	Filing Cabinet - High for Use with Credenza Top, Box/Box/File, Horizontal Grain, 29"h x 24"d x 30"w	3311	3311
1	ZJAFIH272436R	Extended L Panel, Inset, Horizontal Grain, 27-1/2"h x 24"d x 36"w	1103	1103
1	ZJACN2466	Credenza Top - Full Depth, No Access Location, 24"d x 66"w	791	791
1	ZJCWH842430	Full Height Wardrobe, Horizontal Grain, 84"h x 24"d x 30"w	6293	6293
1	ZJWFG2654	Full Wall Panel, Above Credenza, Backpainted Glass, 26-3/4"h x 54"w	3526	3526
1	ZJWM	Rare Earth Magnets	166	166
			TOTAL	25240

Finishes: Horizontal Grain Flintwood and Backpainted Glass.

idea starters

IDEA STARTER OVERVIEW

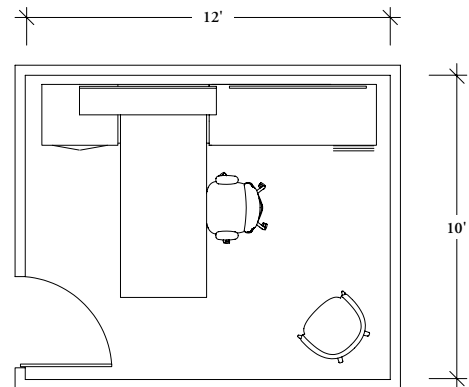
private office 08

10' x 12' Office

10' x 12' recommended office size



- 1 Height-adjustable run offs include a credenza storage component to house the height adjustable mechanism. The credenza matches the Dossier offering to ensure a seamless integration into the credenza configuration
- 2 29" high credenzas are made up of storage components, open spaces, gables and credenza tops
- 3 Wall panels are available with open shelves and include the option to omit the bottom shelves
- 4 Full-height wall panels in Back-Painted Glass are metal backed for use with Rare Earth Magnets



idea starters

QUANTITY	COMPONENTS	DESCRIPTION	LIST PRICE	EXTENDED PRICE
1	ZJNQHAH0B3684L	Height-Adjustable Run-Off, Partial Modesty & Overlap Credenza, 4" Recessed Modesty, Horizontal Grain, Open Cabinet, 24" Deep Credenza, 36"d x 84"w	10050	10050
1	ZJJD2H292430	Cabinet with Doors - High for Use with Credenza Top, 2" Recessed Back, Horizontal Grain, 29"h x 24"d x 30"w	2948	2948
1	ZJJFBH292418	Filing Cabinet - High for Use with Credenza Top, Box/Box/File, Horizontal Grain, 29"h x 24"d x 18"w	2624	2624
1	ZJAFSH272448L	Extended L Panel, Standard, Horizontal Grain, 27-1/2"h x 24"d x 48"w	1262	1262
1	ZJACN2430	Credenza Top - Full Depth, No Access Location, 24"d x 30"w	494	494
1	ZJACN2466	Credenza Top - Full Depth, No Access Location, 24"d x 66"w	791	791
1	ZJWOHH56120541	Wall Panel, Open Shelves, Above Credenza, Horizontal Grain, 56-1/2"h x 12"d x 54"w, without Bottom Shelf	3589	3589
1	ZJWFG4054	Full Wall Panel, Above Credenza, Backpainted Glass, 40-7/8"h x 54"w	4869	4869
1	ZJWM	Rare Earth Magnets	166	166
			TOTAL	26793

Finishes: Horizontal Grain Flintwood and Backpainted Glass.

idea starters

IDEA STARTER OVERVIEW

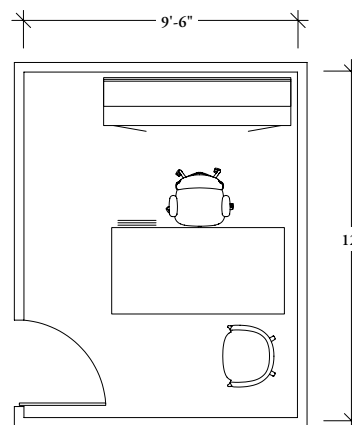
private office 09

6'-6" x 9'

9'-6" x 12' recommended office size



- 1 Height adjustable desks are available with a standard shell or with pedestals and have a height adjustment range of 29" to 50". Wire management has been intelligently worked into the design of the desk
- 2 29" credenzas are made up of storage components, open spaces, gables and credenza tops
- 3 Wall panels are available with open shelves and include the option to omit the bottom shelves



idea starters

QUANTITY	COMPONENTS	DESCRIPTION	LIST PRICE	EXTENDED PRICE
1	Z J P H A B H 3 6 7 2 R	Height-Adjustable Single Pedestal Desk, Full Modesty, 4" Recessed Modesty, Box/Box/File Pedestal Drawer Combo, Horizontal Grain, 36" d x 72" w, Right	11058	11058
1	Z J J C 0 2 H 2 9 2 0 4 2	Open Cabinet-High Use with Credenza Top, Open, 2" Recessed Back, Horizontal Grain, 29" h x 20" d x 42" w	2266	2266
1	Z J J D 2 H 2 9 2 0 1 8 L	Cabinet with Doors - High for Use with Credenza Top, 2" Recessed Back, Horizontal Grain, 29" h x 20" d x 18" w, Left	2229	2229
1	Z J J D 2 H 2 9 2 0 1 8 R	Cabinet with Doors - High for Use with Credenza Top, 2" Recessed Back, Horizontal Grain, 29" h x 20" d x 18" w, Right	2229	2229
1	Z J A C N 2 0 7 8	Credenza Top - Full Depth, No Access Location, 20" d x 78" w	870	870
1	Z J W 0 H H 4 2 1 2 0 7 8 1	Wall Panel, Open Shelves, Above Credenza, Horizontal Grain, 42-3/8" h x 12" d x 78" w, without Bottom Shelf	3437	3437
			TOTAL	22089

Finishes: Horizontal Grain Flintwood and Backpainted Glass.

idea starters

IDEA STARTER OVERVIEW

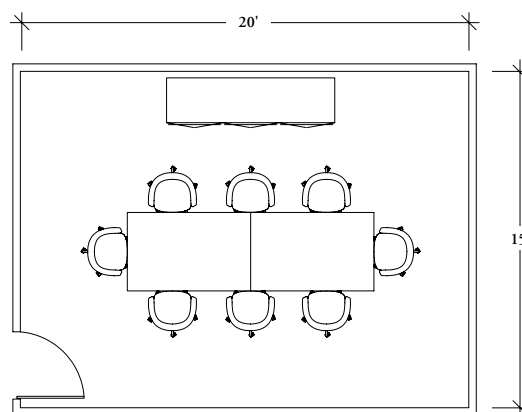
meeting room 01

12' x 15'

15' x 20' recommended office size



- 1 The Large Table is offered with a metal or panel base and ranges in size from 102" to 144" and is available with a wood, back-painted glass or solid surface top
- 2 Boardroom credenzas can be paired with large meeting tables for a cohesive aesthetic. They are reconfigurable and available 29" and 36"h



idea starters

QUANTITY	COMPONENTS	DESCRIPTION	LIST PRICE	EXTENDED PRICE
1	ZJLGH42132	Large Table, Horizontal Grain, 42"d x 132"w	17396	17396
1	ZJYBH24090	Boardroom Credenza, 1/2" Top, 36H with Doors and Drawers, Horizontal Grain, 24"d x 90"w	13378	13378
			TOTAL	30774

Finishes: Flintwood and Solid Surface.

introduction

where to find the information you need

Teknion provides an array of tools and information resources to help you get things done simply and easily. From product pricing to application guidelines to online planning suggestions, you will find what you need when you need it.

guide contents

This guide contains all the information you need to order this product through your specification software. The Introduction section provides everything you need to get started, including an index for product reference. The Application Guide section contains detailed specification guidelines, application and planning information to help you plan your project correctly. The Price Guide sections provide detailed pricing and specification information by product type. Available online at www.teknion.com.

where to find the information you need

All Teknion marketing materials are available online at www.teknion.com, including:

price & product guide

application guide

planning tool

installation guides

fabrics & finishes

product photography & drawings

order forms

warranty/terms & conditions of sale

xpress program guide

teknion forms

The following forms are available online at www.teknion.com, to help you specify and place your order if required:

teknipaint

If you require a custom paint color match, you must submit a TekniPaint form.

using your own material (COM)

If you wish to use your own material on fabric-covered products, you must submit a completed COM form including a sample upholstery and safety testing. A COM Order Information Sheet must also be submitted. This form captures all relevant ordering and tracking information. A COM Request for Yardage Calculation form may be sent to Teknion for preliminary yardage requirements.

placing a manual order

Complete an Order Cover Sheet with the information we need to fill your order. This is the most important step. If the Order Cover Sheet is not complete and correct, the order may be delayed.

key requirements

If you require that certain pieces share the same locks you will need to specify Set of Keys Alike (SOKL) located in the Price and Product Guide.

user feedback

How is our marketing material working for you?

Feedback from the user is very important to the quality of Teknion's marketing material. We ask that if you have suggestions on how you think we could improve content OR if you have found an error, that you contact your Teknion Technical Services department.

index

Section Contents	Product Code	Page No.
WHAT IS DOSSIER?		
What is Dossier		6
Dossier Assets		8
Idea Starters Overview		9
Idea Starters		10
APPLICATION GUIDE		
Site Conditions & Drawing Review		42
Dossier Worksurfaces Overview		43
Desk Basics		45
Table Desk Basics		46
Table Desk, Knockdown Frame Basics		47
Planning with Desks & Table Desks		48
Planning with Desks & Table Desks		48
Planning with Desk Grommets & Modesty Panels		50
Height-Adjustable Desk Basics		53
Planning with Height Adjustable Desks		54
Planning with Height-Adjustable Desk Wire Management		55
L Return Basics		57
Planning with L Returns		58
Planning with L Returns Grommets		59
Understanding Bridge Returns		60
Bridge Returns Basics		61
Planning with Bridge Returns		62
Planning with Bridge Return Grommets		63
Understanding Run-Offs		64
Standard Run-Off Basics		66
Metal Run-Off Basics		68
Run-Offs With U Leg Basics		69
Run-Offs With Post Leg Basics		70
Run-Offs with Loop Leg Basics		71
Planning with Run-Offs & Modesty Panels		72
Planning with Run-Off Grommets		74
Height Adjustable Run-Off Basics		78
Planning with Height-Adjustable Run-Offs		79
Planning with Height-Adjustable Run-Off Wire Management		80
Planning with Height-Adjustable Run-Offs & Storage		82
Planning with Height-Adjustable Run-Offs & Wall Panels		83
Dossier Storage Overview		84
Understanding Credenzas		86
Credenza Basics		87
Planning with Credenzas		89
Planning with Low Credenzas Grommets		90
Credenza Top & Spacer Basics		91
Planning with Credenza Tops		92
Planning with Credenza Spacers		93
Planning with Credenza Top Grommets		94
Credenza Panel Basics		95
Planning with Credenza Panels		96
Height-Adjustable Credenza Basics		99

Section Contents	Product Code	Page No.
Planning with Height-Adjustable Credenzas		100
Boardroom Credenza Basics		97
Planning with Boardroom Credenzas		98
Freestanding Storage Basics		102
Planning with Freestanding Storage		104
Wall Mount Storage Basics		105
Planning with Wall Mount Storage		107
Top & End Panel Basics		109
Stacking Storage Basics		110
Planning with Stacking Storage		111
Hutch Storage Basics		112
Planning with Hutch Storage		113
Wall Panel Basics		114
Planning with Wall Panels		115
Wall Panel, Open Shelf Basics		117
Planning with Wall Panels, Open Shelf		119
Tables Basics		119
Planning with Meeting Table Electrics		120
Electrics & Accessories Basics		121
Planning with Electrics		122
PRICE & PRODUCT GUIDE		
DESKS		
Standard Desk with Partial Modesty	Z J S P	134
Standard Desk with Full Modesty	Z J S F	135
Single Pedestal Desk with Partial Modesty	Z J P P	136
Single Pedestal Desk with Full Modesty	Z J P F	138
Double Pedestal Desk with Partial Modesty	Z J D P	140
Double Pedestal Desk with Full Modesty	Z J D F	144
Table Desk with Partial Modesty	Z J T P	148
Table Desk with Partial Modesty & End Panels	Z J T E	150
Table Desk without Modesty	Z J T N	154
Table Desk with End Panels without Modesty	Z J T W	156
Table Desk, Knockdown Frame with Partial Modesty	Z J T P K	160
Table Desk, Knockdown Frame without Modesty	Z J T N K	162
HEIGHT-ADJUSTABLE DESKS		
Height-Adjustable Standard Desk with Full Modesty	Z J S H	167
Height-Adjustable Single Pedestal Desk with Full Modesty	Z J P H	168
Height-Adjustable Double Pedestal Desk with Full Modesty	Z J D H	170
L RETURNS		
Desk Return Shell with Partial Modesty	Z J R P	174
Desk Return Shell with Full Modesty	Z J R F	175
Desk Return with Single Pedestal & Partial Flush Modesty	Z J U P	176
Desk Return with Single Pedestal & Full Flush Modesty	Z J U F	178
BRIDGE RETURNS		
Bridge Return for Standard Desk with Full Back Panel & Flush Credenza Connection	Z J B F	182

Section Contents	Product Code	Page No.
Bridge Return for Standard Desk with Full Back Panel & Overlap Credenza End Connection	Z JBG	183
Bridge Return for Standard Desk with Full Back Panel & Overlap Credenza Connection	Z JBH	184
Bridge Return for Standard Desk with Full Back Panel & Overlap Low Credenza Connection	Z JBJ	185
Bridge Return for Standard Desk with Flush & Overlap Credenza Connection	Z JBN	186
Bridge Return for Table Desk	Z JCN	187
RUN-OFFS		
Run-Off with Metal Frame, No Modesty	Z JMN	196
Run-Off with Metal Frame & End Panel, No Modesty	Z JMW	198
Run-Off with Metal Frame, Partial Centered Modesty & Flush Credenza Connection	Z JMP	202
Run-Off with Metal Frame, Partial Centered Modesty, End Panel & Flush Credenza Connection	Z JME	204
Run-Off with Metal Frame, Partial Centered Modesty & Overlap Credenza Connection	Z JMQ	206
Run-Off with Metal Frame, Partial Centered Modesty, End Panel & Overlap Credenza Connection	Z JMX	208
Run-Off with Metal Frame, Partial Centered Modesty & Overlap Low Credenza Connection	Z JMR	212
Run-Off with Metal Frame, Partial Centered Modesty, End Panel & Overlap Low Credenza Connection	Z JMY	214
Run-Off with Post Leg, No Modesty, Flush Credenza Connection	Z JNL	218
Run-Off with Post Leg, Centered Modesty, Flush Credenza Connection	Z JNC	220
Run-Off with Post Leg, Inset Modesty, Flush Credenza Connection	Z JNI	222
Run-Off with Post Leg, No Modesty, Overlap Credenza Connection	Z JNN	224
Run-Off with Post Leg, Centered Modesty, Overlap Credenza Connection	Z JNM	226
Run-Off with Post Leg, Inset Modesty, Overlap Credenza Connection	Z JNO	228
Run-Off with "U" Leg, No Modesty, Flush Credenza Connection	Z JNU	230
Run-Off with "U" Leg, Centered Modesty, Flush Credenza Connection	Z JNV	232
Run-Off with "U" Leg, Inset Modesty, Flush Credenza Connection	Z JNW	234
Run-Off with "U" Leg, No Modesty, Overlap Credenza Connection	Z JNX	236
Run-Off with "U" Leg, Centered Modesty, Overlap Credenza Connection	Z JNY	238
Run-Off with "U" Leg, Inset Modesty, Overlap Credenza Connection	Z JNZ	240
Run-Off Shell with Full Modesty & Overlap Credenza End Connection	Z JNG	242

Section Contents	Product Code	Page No.
Run-Off Shell with Full Modesty & Flush Credenza End Connection	Z JNF	244
Run-Off Shell with Full Modesty & Overlap Credenza Connection	Z JNH	246
Run-Off Shell with Full Modesty & Overlap Low Credenza Connection	Z JNJ	248
Run-Off Shell with Partial Modesty & Overlap Credenza End Connection	Z JNS	250
Run-Off Shell with Partial Modesty & Overlap Flush Credenza Connection	Z JNP	252
Run-Off Shell with Partial Modesty & Overlap Credenza Connection	Z JNQ	254
Run-Off Shell with Partial Modesty & Overlap Low Credenza Connection	Z JNR	256
Run-Off with Pedestal, Full Flush Modesty & Overlap Credenza End Connection	Z JEG	258
Run-Off with Pedestal, Full Modesty & Flush Credenza Connection	Z JEF	260
Run-Off with Pedestal, Full Modesty & Overlap Credenza Connection	Z JEH	262
Run-Off with Pedestal, Full Modesty & Overlap Low Credenza Connection	Z JEJ	264
Run-Off with Pedestal, Partial Flush Modesty & Overlap Credenza End Connection	Z JES	266
Run-Off with Pedestal, Partial Modesty & Flush Credenza Connection	Z JEP	268
Run-Off with Pedestal, Partial Modesty & Overlap Credenza Connection	Z JEQ	270
Run-Off with Pedestal, Partial Modesty & Overlap Low Credenza Connection	Z JER	272
Run-Off with Loop Leg No Modesty, Flush Credenza Connection	Z JLU	274
Run-Off with Loop Leg Centered Modesty, Flush Credenza Connection	Z JLV	276
Run-Off with Loop Leg Inset Modesty, Flush Credenza Connection	Z JLW	278
Run-Off with Loop Leg No Modesty, Overlap Credenza Connection	Z JLX	280
Run-Off with Loop Leg Centered Modesty, Overlap Credenza Connection	Z JLY	282
Run-Off with Loop Leg Inset Modesty, Overlap Credenza Connection	Z JLZ	284
HEIGHT-ADJUSTABLE RUN-OFFS		
Height-Adjustable Run-Off with Partial Modesty & Overlap Low 1.5" Top Credenza Connection	Z JNTH	288
Height-Adjustable Run-Off with Partial Modesty & Overlap Low Credenza Connection	Z JNRH	290
Height-Adjustable Run-Off Shelf with Partial Modesty & Overlap Credenza Connection	Z JNQH	292

index

Section Contents	Product Code	Page No.
CREDENZAS		
Filing Cabinet – High, for use with Credenza Top	Z J J F	300
Cabinet with Doors – High, for use with Credenza Top	Z J J D	302
Open Cabinet – High, for use with Credenza Top	Z J J C	304
Box, File Cabinet – Low	Z J K B	306
Cabinet with Doors – Low	Z J K D	308
Open Cabinet – Low	Z J K C	310
Box, File Cabinet – Low, for use with Credenza Top	Z J Q B	312
Cabinet with Doors – Low, for use with Credenza Top	Z J Q D	314
Open Cabinet – Low for use with Credenza Top	Z J Q C	316
Electrical Access Panel	Z J A E	317
Credenza Top – Full Depth, With Wire Management	Z J A C	318
Credenza Top – Full Depth, No Wire Management Access	Z J A C N	320
Credenza Top – Reduced Depth, for use with Wall Panels	Z J A D	322
L Panel	Z J A L	323
J Panel	Z J A J	324
T Panel	Z J A T	325
Extended L Panel	Z J A F	326
Spacer for 19-5/8" High Low Credenza	Z J A G	327
Boardroom Credenza, 1/2" Top, 29"H with Doors	Z J X A	328
Boardroom Credenza, 1/2" Top, 29"H with Doors & Drawers	Z J X B	330
Boardroom Credenza, 1 1/2" Top 29"H with Doors	Z J X C	332
Boardroom Credenza, 1 1/2" Top, 29"H with Doors & Drawers	Z J X D	334
Boardroom Credenza, 1/2" Top, 36"H with Doors	Z J Y A	336
Boardroom Credenza, 1/2" Top, 36"H with Doors & Drawers	Z J Y B	338
Boardroom Credenza, 1 1/2" Top, 36"H with Doors	Z J Y C	340
Boardroom Credenza, 1 1/2" Top, 36"H with Doors & Drawers	Z J Y D	342
HEIGHT-ADJUSTABLE CREDENZAS		
Height-Adjustable Credenza	Z J H C	346
FREESTANDING STORAGE		
Full-Height Bookcase	Z J C B	350
Full-Height Cabinet	Z J C D	352
Full-Height Combination Cabinet	Z J C C	354
Full-Height Side Open Cabinet	Z J C S	356
Full-Height Wardrobe	Z J C W	358
Mobile Pedestal	Z J A M	360
WALL MOUNT STORAGE		
Wall Mount Storage – Open	Z J M O	364
Wall Mount Storage – Hinged Doors	Z J M H	368
Wall Mount Storage – Single Sliding Door	Z J M S	372
Wall Mount Storage – Double Sliding Door	Z J M D	376
Top Panel for use with Wall Mount Storage	Z J W T	378
Full-Height End Panel	Z J W E	379

Section Contents	Product Code	Page No.
STACKING STORAGE		
Stack On Storage – Open	Z J S O	382
Stack On Storage – Hinged Doors	Z J S D	384
HUTCH STORAGE		
Hutch – Open	Z J H O	388
Hutch – Hinged Doors	Z J H H	396
Hutch Storage – Single Sliding Door	Z J H S	404
Hutch – Double Sliding Doors	Z J H D	408
WALL PANELS		
Segmented Wall Panel – Above Credenza	Z J W S	416
Segmented Wall Panel – Above Low Credenza	Z J W L	420
Full Wall Panel – Above Credenza, Fabric	Z J W F F	424
Full Wall Panel – Above Low Storage, Fabric	Z J W G F	426
Full Wall Panel – Above Credenza, Glass	Z J W F G	428
Full Wall Panel – Above Low Storage, Glass	Z J W G G	430
Full Wall Panel – Above Credenza, Veneer	Z J W F V	432
Full Wall Panel – Above Low Storage, Veneer	Z J W G V	434
Full Wall Panel – Above Credenza, Magnetic Veneer	Z J W F M	436
Full Wall Panel – Above Low Credenza, Magnetic Veneer	Z J W G M	438
Wall Panel – Open Shelves, Above Credenza	Z J W O H	440
Wall Panel – Open Shelves, Above Low Credenza	Z J W O L	442
Wall Panel – Open Shelves Combination, Above Credenza	Z J W C H	444
Wall Panel – Open Shelves Combination, Above Low Credenza	Z J W C L	446
Rare Earth Magnets	Z J W M	448
TABLES		
Small Table with Round Base	Z J T R	452
Small Table with Metal Base	Z J T D	453
Large Table with Metal Frame	Z J L T	454
Large Tables with Panel Base	Z J L G	462
ELECTRICS & ACCESSORIES		
Wire Management Tray	Z J A A	468
Pencil Tray	Z J A H	469
Counterweight	Z J A W	470
Set of Keys Alike	S O K L	471

application guide

application guide

UNDERSTANDING APPLICATION GUIDE PAGES	41
SITE CONDITIONS & DRAWING REVIEW	42
DOSSIER WORKSURFACES OVERVIEW	43
DESK BASICS	45
TABLE DESK BASICS	46
TABLE DESK, KNOCKDOWN FRAME BASICS	47
PLANNING WITH DESKS & TABLE DESKS	48
PLANNING WITH DESK GROMMETS & MODESTY PANELS	50
HEIGHT-ADJUSTABLE DESK BASICS	53
PLANNING WITH HEIGHT-ADJUSTABLE DESKS	54
PLANNING WITH HEIGHT-ADJUSTABLE DESK WIRE MANAGEMENT	55
L RETURN BASICS	57
PLANNING WITH L RETURNS	58
PLANNING WITH L RETURN GROMMETS	59
UNDERSTANDING BRIDGE RETURNS	60
BRIDGE RETURNS BASICS	61
PLANNING WITH BRIDGE RETURNS	62
PLANNING WITH BRIDGE RETURN GROMMETS	63
UNDERSTANDING RUN-OFFS	64
STANDARD RUN-OFF BASICS	66
METAL RUN-OFF BASICS	68
RUN-OFFS WITH U LEG BASICS	69
RUN-OFFS WITH POST LEG BASICS	70
RUN-OFFS WITH LOOP LEG BASICS	71
PLANNING WITH RUN-OFFS & MODESTY PANELS	72
PLANNING WITH RUN-OFF GROMMETS	74
HEIGHT-ADJUSTABLE RUN-OFF BASICS	78
PLANNING WITH HEIGHT-ADJUSTABLE RUN-OFFS	79
PLANNING WITH HEIGHT-ADJUSTABLE RUN-OFF WIRE MANAGEMENT	80
PLANNING WITH HEIGHT-ADJUSTABLE RUN-OFFS & STORAGE	82

CONTINUED ON THE NEXT PAGE

application guide (continued)

PLANNING WITH HEIGHT-ADJUSTABLE RUN-OFFS & WALL PANELS	83
DOSSIER STORAGE OVERVIEW	84
UNDERSTANDING CREDENZAS	86
CREDENZA BASICS	87
PLANNING WITH CREDENZAS	89
PLANNING WITH LOW CREDENZAS GROMMETS	90
CREDENZA TOP & SPACER BASICS	91
PLANNING WITH CREDENZA TOPS	92
PLANNING WITH CREDENZA SPACERS	93
PLANNING WITH CREDENZA TOP GROMMETS	94
CREDENZA PANEL BASICS	95
PLANNING WITH CREDENZA PANELS	96
HEIGHT-ADJUSTABLE CREDENZA BASICS	99
PLANNING WITH HEIGHT-ADJUSTABLE CREDENZAS	100
BOARDROOM CREDENZA BASICS	97
PLANNING WITH BOARDROOM CREDENZAS	98
FREESTANDING STORAGE BASICS	102
PLANNING WITH FREESTANDING STORAGE	104
WALL MOUNT STORAGE BASICS	105
PLANNING WITH WALL MOUNT STORAGE	107
TOP & END PANEL BASICS	109
STACKING STORAGE BASICS	110
PLANNING WITH STACKING STORAGE	111
HUTCH STORAGE BASICS	112
PLANNING WITH HUTCH STORAGE	113
WALL PANEL BASICS	114
PLANNING WITH WALL PANELS	115
WALL PANEL, OPEN SHELF BASICS	117
PLANNING WITH WALL PANELS, OPEN SHELF	118
TABLES BASICS	119
PLANNING WITH MEETING TABLE ELECTRICS	120
ELECTRICS & ACCESSORIES BASICS	121
PLANNING WITH ELECTRICS	122

understanding application guide pages

This application guide will include the following types of pages.

application guide
understanding bridge returns

Bridge returns connect Desks and Credenzas. They are available in Flush, Overlap and Overlap Credenza configurations, and with or without full or partial mandatory panels.

Flush Mounting, where the bridge returns to a desk and a credenza.

Overlap Mounting, where the bridge returns to a desk and overlaps a credenza.

Overlap Credenza Mounting, where the bridge returns to a desk and overlaps a credenza and has a partial back panel only.

understanding pages

Used to describe the intent and common features of a group of products.

WHAT IS DOSSIER | INDEX | APPLICATION GUIDE | PRICE & PRODUCT GUIDE

bridge returns basics

Dossier Bridge Returns connect desks and credenza configurations. They can be used with Desks and Table Desks.

Bridge Returns are available in two styles:

- Wood option for use with Desks
- Wood with metal trim option for use with Table Desks

Two connection options are available:

- Flush for connecting the desk to the credenza
- Overlap for connecting on the desk and overlapping a high or low credenza

Available with and without Full Back Panels (depending on application):

- Measures over 20" and 24" deep credenza tops
- Depth: 20" and 24"
- Width:
 - 42" to 54" width in 6" increments for flush applications
 - 60" to 78" width in 6" increments for overlap mounting

Height: 29"
 Common Options: Cantored only
 Leveling range: 1"

Bridge Return for Standard Desk with Flush and Overlap Credenza Connection (Z28N)

- Used in two applications:
 - Connecting a Desk to a credenza configuration in a flush application
 - Connecting a Desk to a credenza configuration when the return overlaps
- Available with a spacer for use with low credenza

Bridge Return for Standard Desk with Full Back Panel and Flush Credenza Connection (Z210)

- Connects a Desk to a credenza configuration in a flush application when a back panel is required
- Available with a spacer when a low credenza is specified

Bridge Return for Table Desk (Z2CN)

- Connects a Table Desk to a credenza configuration in a flush application
- Available with a spacer for use with low credenza

basics pages

Used to describe the details of each individual product including:

- Product codes
- Dimensions
- Options
- Features
- Links to the price page

application guide
planning with bridge returns

The following should be considered when planning with Dossier Bridge Returns.

flush bridge returns
 Bridge return with back panel.

Bridge return or table desk.

overlap bridge returns
 Overlapping bridge returns are offset from the back of the credenza to allow for grommet and data/electrical modules.

planning pages

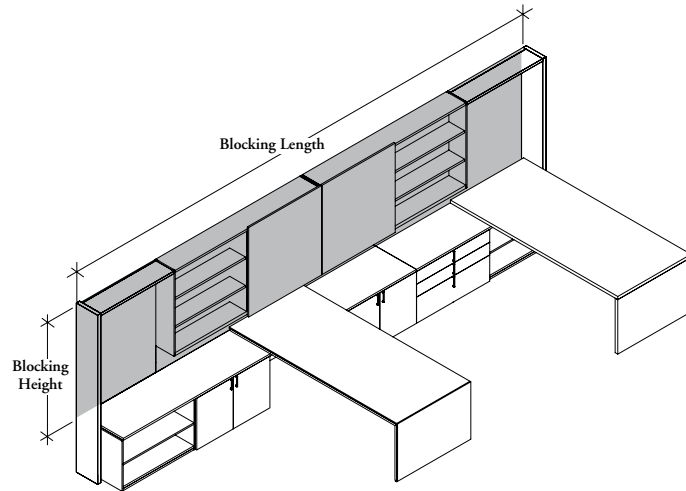
Used to outline the rules and restrictions that should be considered when planning with products.

site conditions & drawing review

The following should be considered prior to placing a Dossier order.

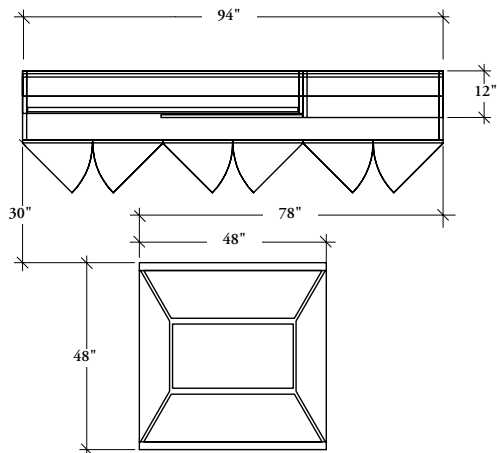
mounting overhead storage and wall panels

Ensure that access points (example: doorways, freight elevators, etc) are large enough to allow for the safe transfer of units.



When wall mounting Dossier, the entire wall from worksurface height to the top of the overhead must have blocking. The installer is responsible to determine the best method of blocking and provide necessary fasteners for the wall hanging cleats and vertical wall hangers.

drawing review



Drawings of the required configuration **MUST** be submitted with each order. This ensures that proper grain matching is achieved and hardware required is included.

dossier worksurfaces overview

Dossier offers a variety of worksurface styles to provide a traditional or contemporary aesthetic, and for height-adjustability.

desks



Dossier Desks are full wood construction to provide a traditional aesthetic. The tops are 1-1/2" thick tops, have full wood end gables and are available with or without pedestals.



Dossier Table Desks have a plated or painted metal support frame to provide a lighter, contemporary aesthetic. The tops are available in wood, solid surface or backpainted glass top.



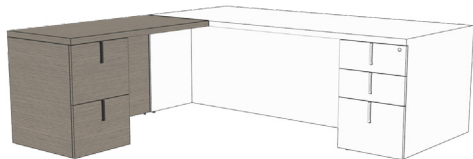
Dossier Table Desks with Knockdown Frames provide an economical alternative to the Table Desk. The frame is painted and the tops are available laminate and wood.



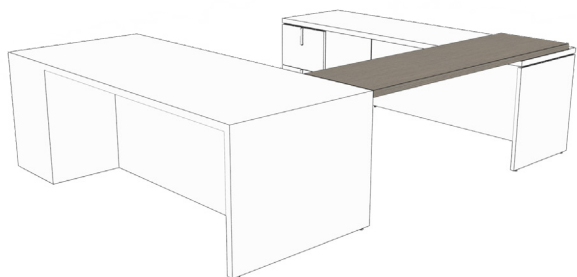
Dossier Height-Adjustable Desks complement the traditional desk construction of the Dossier Desk, while providing height-adjustability from 29" to 50" high.

dossier worksurfaces overview (continued)

returns

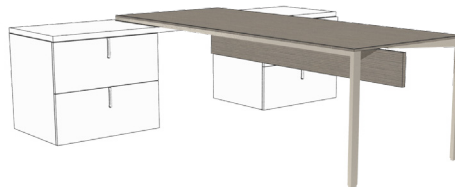
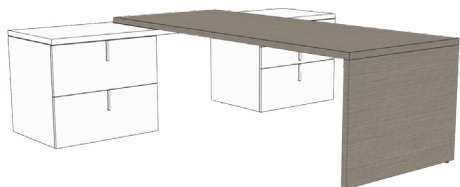


Dossier L returns complement the traditional aesthetic of Dossier Desks to provide a return worksurface.



Dossier Bridge Returns connect Desks and Table Desks to credenzas. It can be mounted flush between the worksurface and credenza, or can overlap the credenza.

run-offs

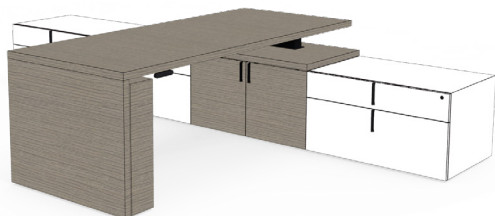


Dossier Run-Offs mount perpendicular to a credenza.

A variety of styles are available:

- Full wood to complement the traditional aesthetic of Dossier desks
- Metal support frames for a lighter aesthetic

height-adjustable run-offs



Dossier Height-Adjustable Run-Offs mount perpendicular to a lower storage unit to complement the traditional desk construction of the Dossier Desk, while providing height-adjustability from 27-1/2" to 43-1/2".

desk basics

Dossier Desks are full wood construction and provide a traditional aesthetic.



Double Pedestal Desk with Full Modesty, Centered (shown)

Desks are available in three styles:

- Standard with two gables
- Single Pedestal with a gable and one pedestal
- Double Pedestal with two pedestals

All Desks are wood construction.

Depths: 30", 36" and 42"

Widths: 60" to 96" in 6" increments

Heights: 29"

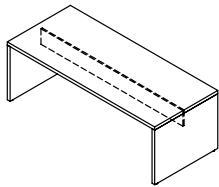
Modesty Panels:

- Full or partial heights (Partial height modesty is not available in a flush mount position)
- Flush, recessed or center mounted

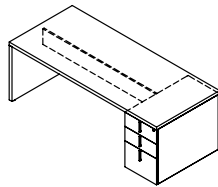
Grommet Options:

- Rectangular or round
- Left, right or center mounted

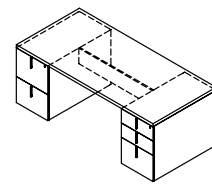
Leveling range : 1"



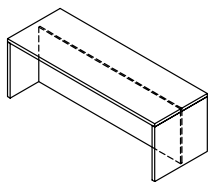
Standard Desk with Partial Modesty (ZJSP)



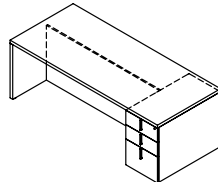
Single Pedestal Desk with Partial Modesty (ZJPP)



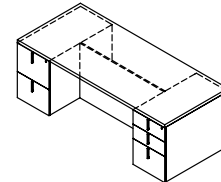
Double Pedestal Desk with Partial Modesty (ZJDP)



Standard Desk with Full Modesty (ZJSF)



Single Pedestal Desk with Full Modesty (ZJPF)



Double Pedestal Desk with Full Modesty (ZJDF)

table desk basics

Dossier Table Desks are available with a plated or painted metal support frame to provide a light aesthetic.

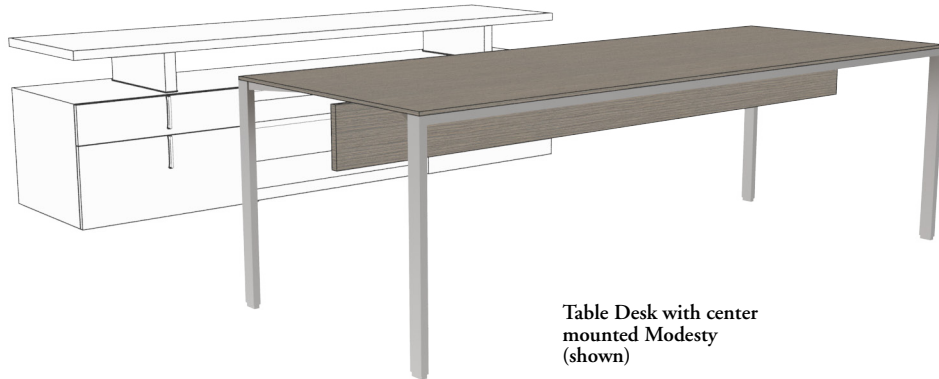


Table Desk with center mounted Modesty (shown)

Table Desks are available in two styles:

- Plated metal legs
- Plated metal legs with wood end panels
- Painted metal legs

Table Tops are available:

- Wood
- Solid surface
- Backpainted glass

Depths: 30", 36" and 42"

Widths: 60" to 96" in 6" increments

- When the wood end panel option is specified the width will increase by 1"

Height: 29"

Optional Modesty Panels:

- Center mounted only (not available on 30" depth)

Grommet Options:

- Rectangular or round
- Left, right or center mounted

Leveling range: 1-1/2"

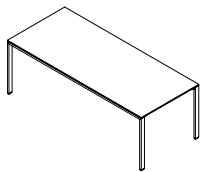


Table Desk without Modesty (ZJTN)

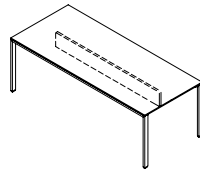


Table Desk with Partial Modesty (ZJTP)

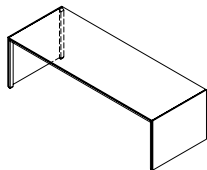


Table Desk with End Panels without Modesty (ZJTW)

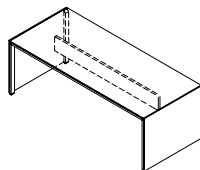


Table Desk with Partial Modesty & End Panels (ZJTE)

table desk, knockdown frame basics

Dossier Table Desks with Knockdown Frames provide a cost effective alternative to a Table Desk.



Table Desk, Knockdown Frame with center mounted modesty (shown)

Table Desk, Knockdown Frame Desks are available with painted metal frames

Table Tops are available:

- Wood
- Laminate

Depths: 30", 36" and 42"

Widths: 60" to 96" in 6" increments

Heights: 29" high

Optional Modesty Panels:

- Center mounted (not available on 30"d)
- Recessed 11"

Grommet Options:

- Rectangular or round
- Left, right or center mounted

Leveling range of 1-1/2"

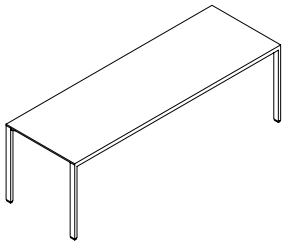


Table Desk, Knockdown Frame without Modesty (ZJTnk)

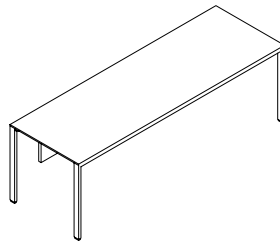


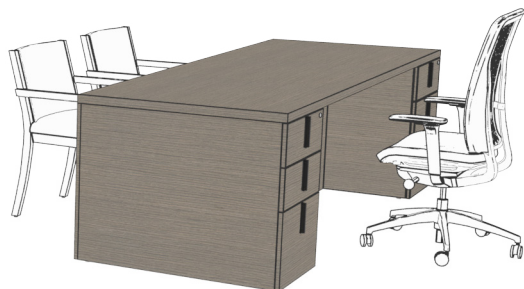
Table Desk, Knockdown Frame with Partial Modesty (ZJTPK)

planning with desks & table desks

The following should be considered when planning with Dossier Desks and Table Desks.

desk styles

Desks typically provide a traditional aesthetic and planning style, while Table Desks typically provide a lighter, more open and contemporary table like aesthetic.



Single and Double Pedestal Desks, (standard shown)

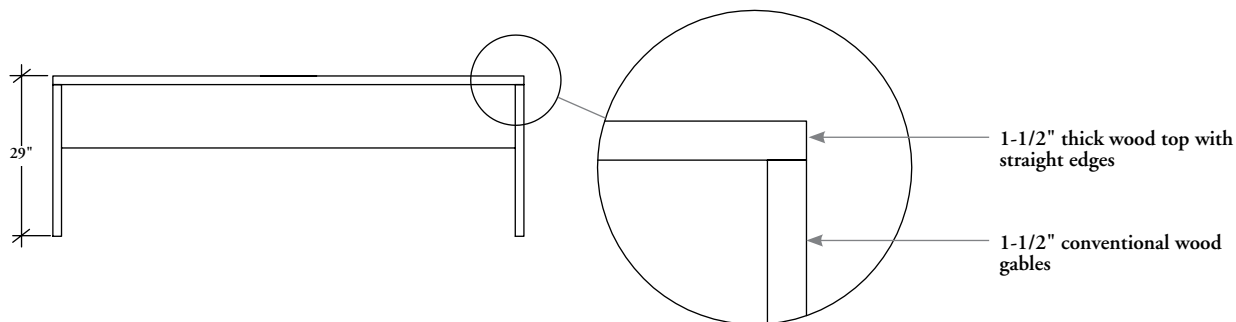
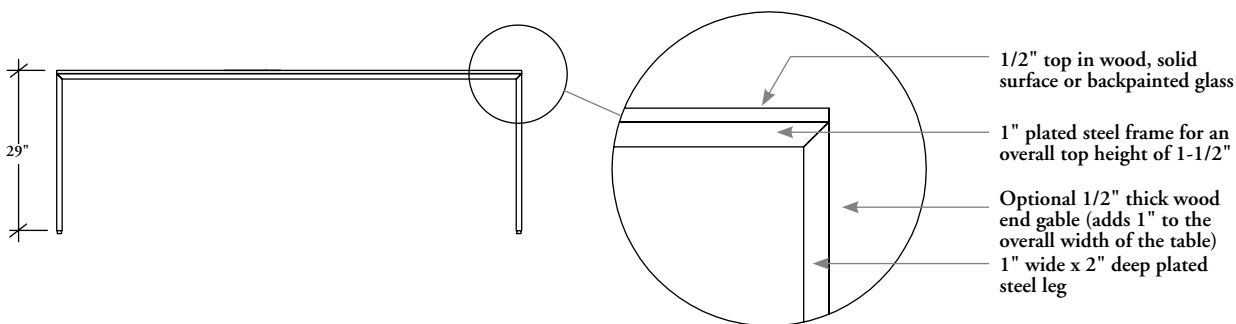
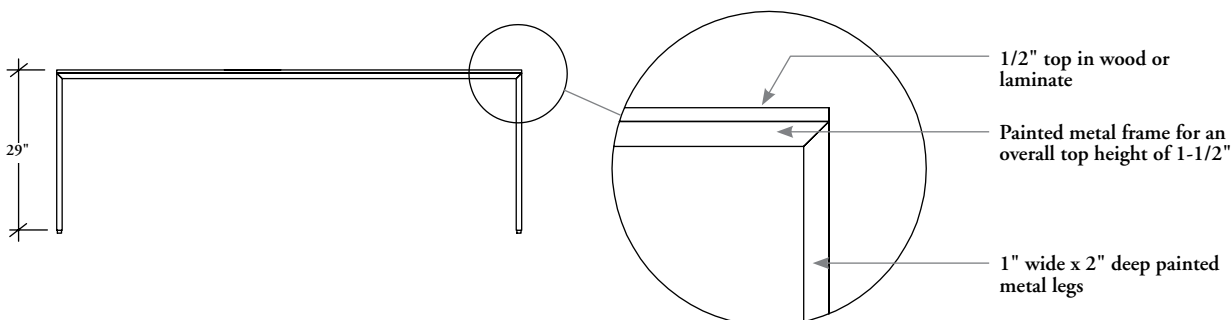


Table Desks



Knockdown Table Desks

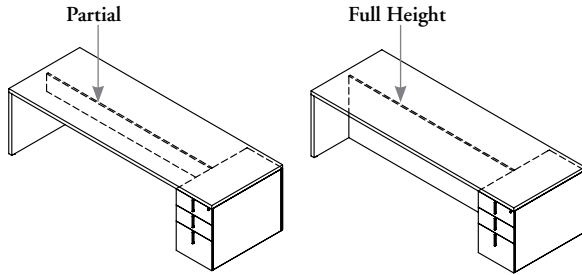


planning with desks & table desks (continued)

modesty panels

Standard, Single (Shown) and Double Pedestal Desks

Require partial height or full height modesty panels for support.

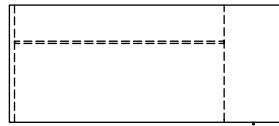


Modesty Panels are available in three locations:



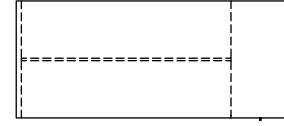
Flush

Available on full height modesty panels.



Recessed

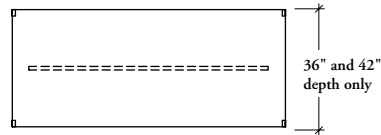
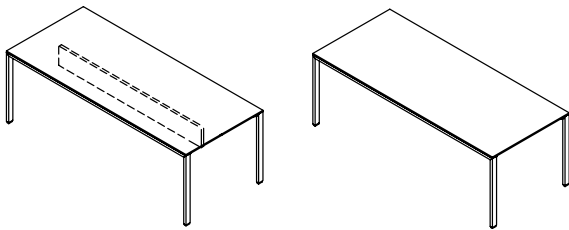
Available on partial and full height modesty panels.



Centered

Available on partial and full height modesty panels.

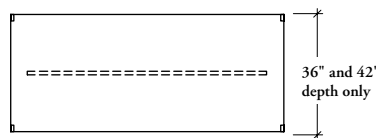
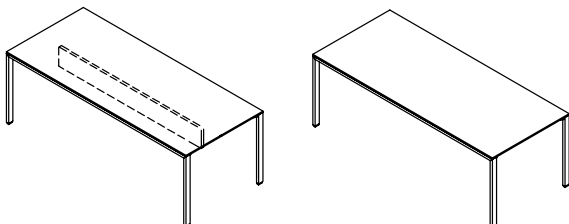
Table Desks are available with or without a partial modesty panel. A modesty panel is not required for support.



Centered

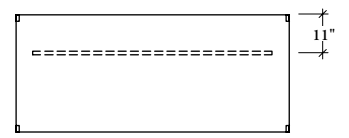
Modesty Panels are available centered only.

Table Desk, Knockdown Frame Desks are available with or without a partial modesty panel. A modesty panel is not required for support.



Centered

Modesty Panels are available centered and recessed.



Recessed

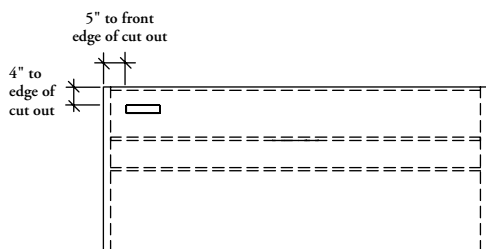
planning with desk grommets & modesty panels

Grommets are available on all desks. Wire access is available on modesty panels. The following outlines the available locations.

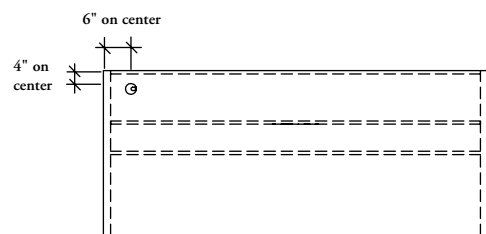
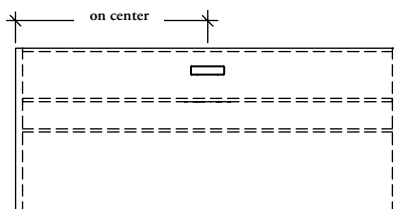
Modesty panels include a notch at the top for wire management and are available on recessed or center mounted panels.

standard desk, full or partial height modesty

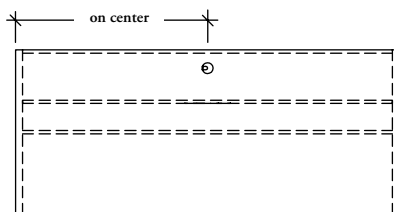
Available left, right or centered (left and centered shown)



round grommet

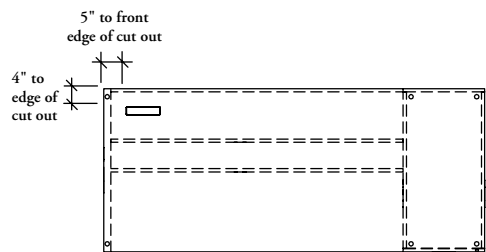


rectangular grommet

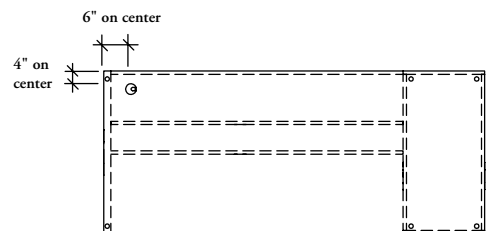
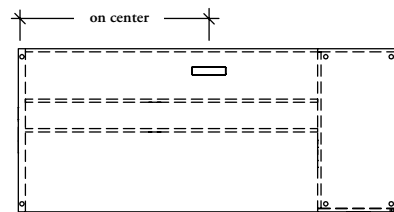


standard desk, single pedestal right, full or partial height modesty

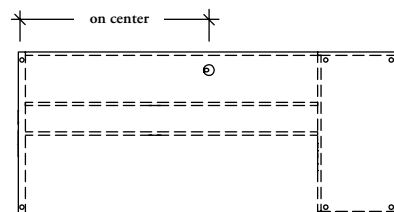
Available left, right or centered (left and centered shown). The right location will be above the pedestal



rectangular grommet



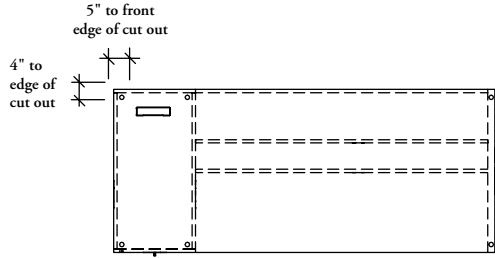
round grommet



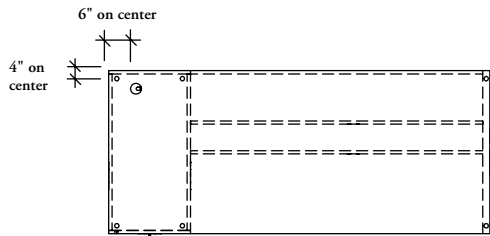
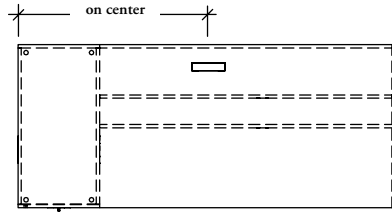
planning with desk grommets & modesty panels (continued)

standard desk, single pedestal left, full or partial height modesty

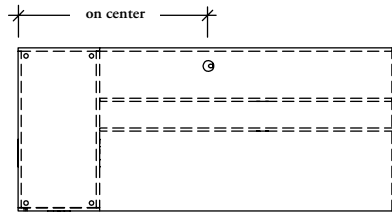
Available left, right or centered (left and centered shown). The left location will be above the pedestal.



rectangular grommet

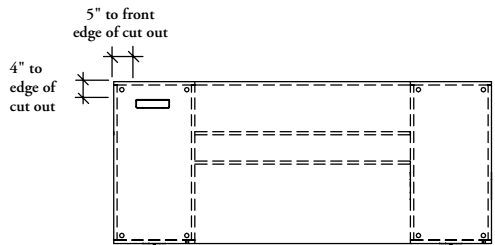


round grommet

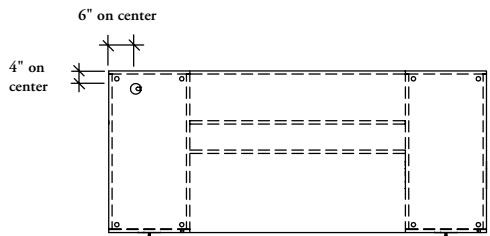
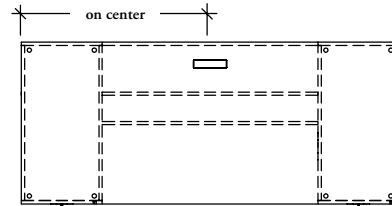


standard desk, double pedestal right, full or partial height modesty

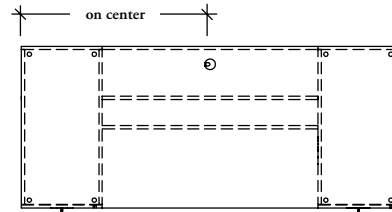
Available left, right or centered (left and centered shown). The left and right locations will be above the pedestal.



rectangular grommet



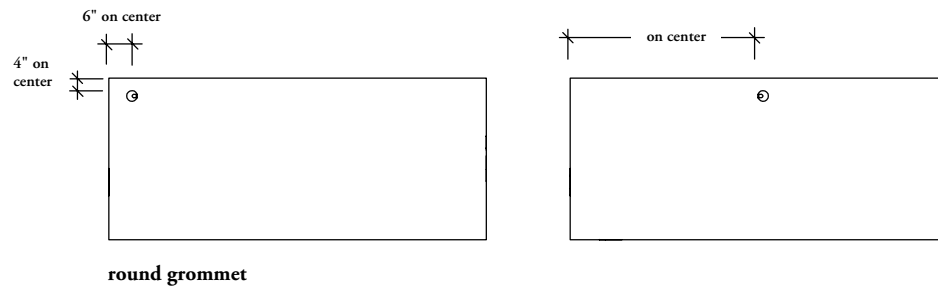
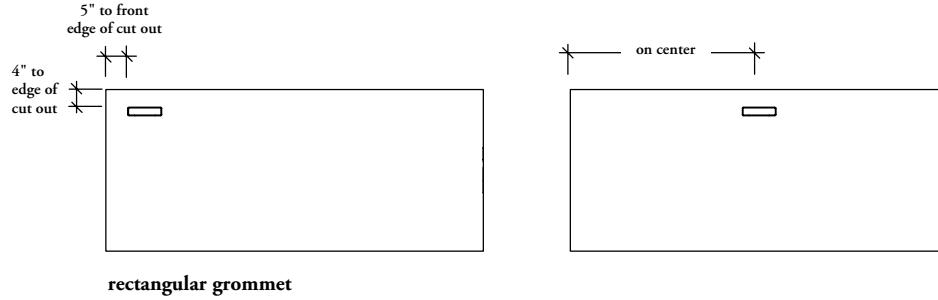
round grommet



planning with desk grommets & modesty panels (continued)

table desk and table desk, knockdown frame

Available left, right or centered (left and centered shown).



height-adjustable desk basics

Dossier Height-Adjustable Desks are full wood construction to provide a traditional aesthetic with height-adjustability.



Height-Adjustable Standard Desk with 4" recessed Modesty (shown)

Height-Adjustable Desks are available in three styles:

- Standard with two gables
- Single Pedestal with a gable and one pedestal
- Double Pedestal with two pedestals

All desks are wood construction

Depths: 32" and 36"

Widths in 6" increments that vary depending on the style:

- Standard: 60" to 96"
- Single Pedestal: 66" to 96"
- Double Pedestal: 72" to 96"

Height Adjustment Range: 29" to 50"

Modesty Panel:

- Full recessed modesty only
- 4" recess available on 32" and 36" depth
- 8" recess available on 36" depth only

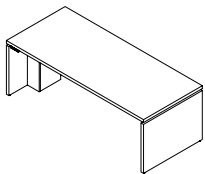
Grommet Options:

- Modesty Panel
 - Standard wire notch with grommet at the top of the modesty panel
- Desk Top
 - Rectangular or round
 - Left, right or centered, inboard the pedestal or gable

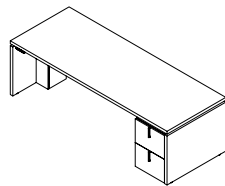
Electrical Controls and Vertical Wire Carrier s:

- Can be mounted left or right on site
- One Vertical Wire Carrier and grommet plug, and a power bar with four outlets included
- A second Vertical Wire Carrier can be ordered separately

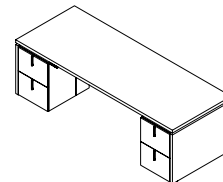
Leveling range: 1"



Height-Adjustable Standard Desk (ZJSH)



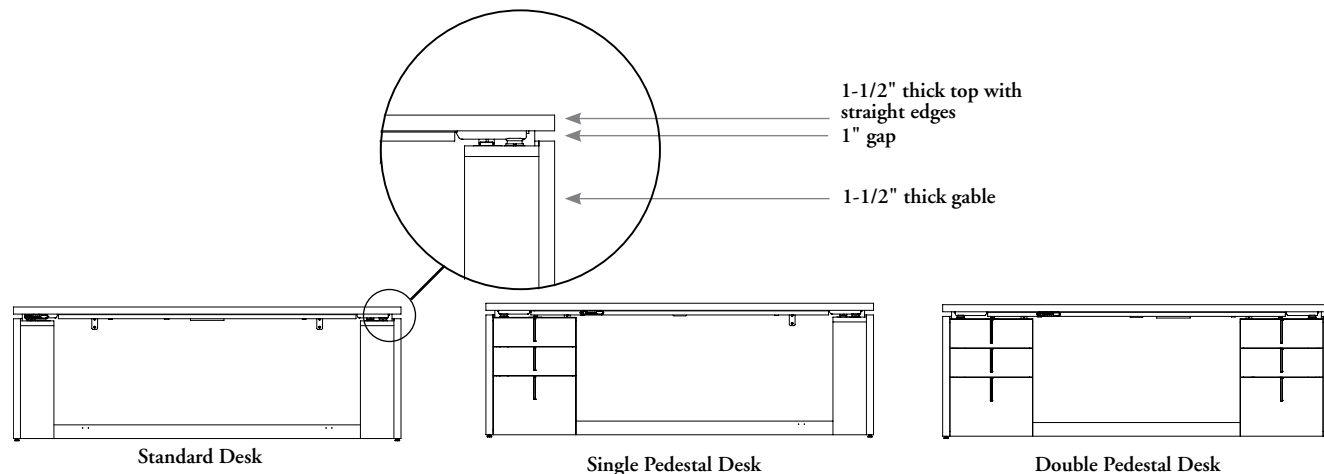
Height-Adjustable Single Pedestal Desk (ZJPH)



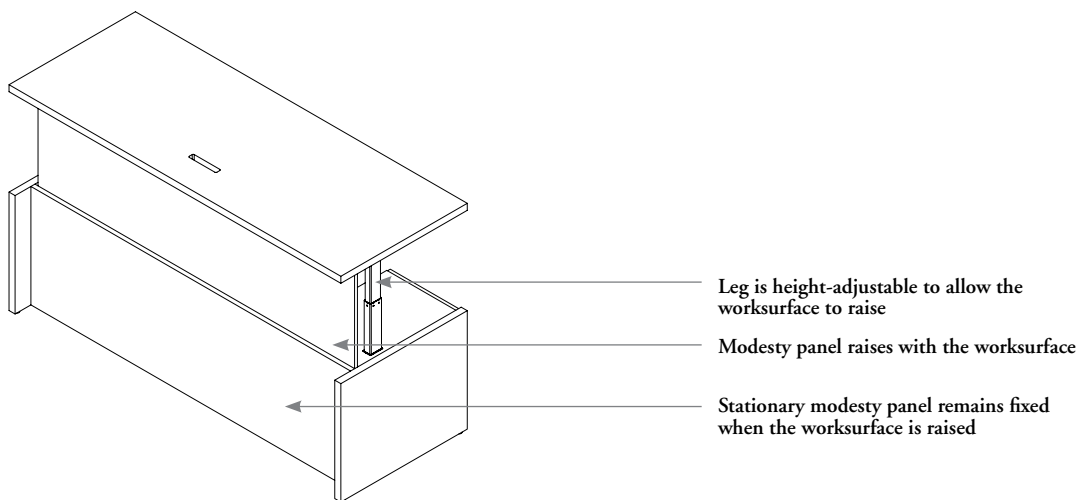
Height-Adjustable Double Pedestal Desk (ZJDH)

planning with height-adjustable desks

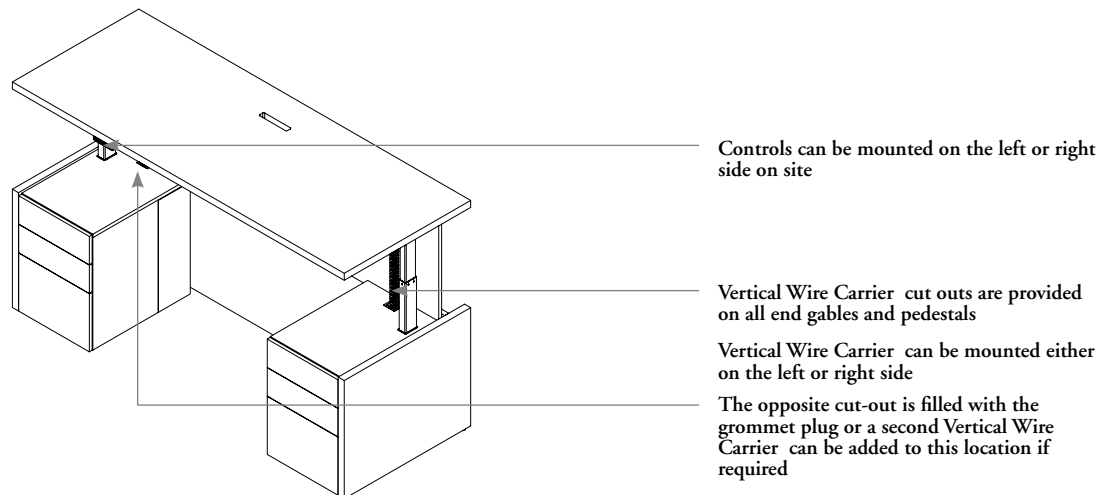
The following should be considered when planning with Dossier Height-Adjustable Desks.



height-adjustment mechanism

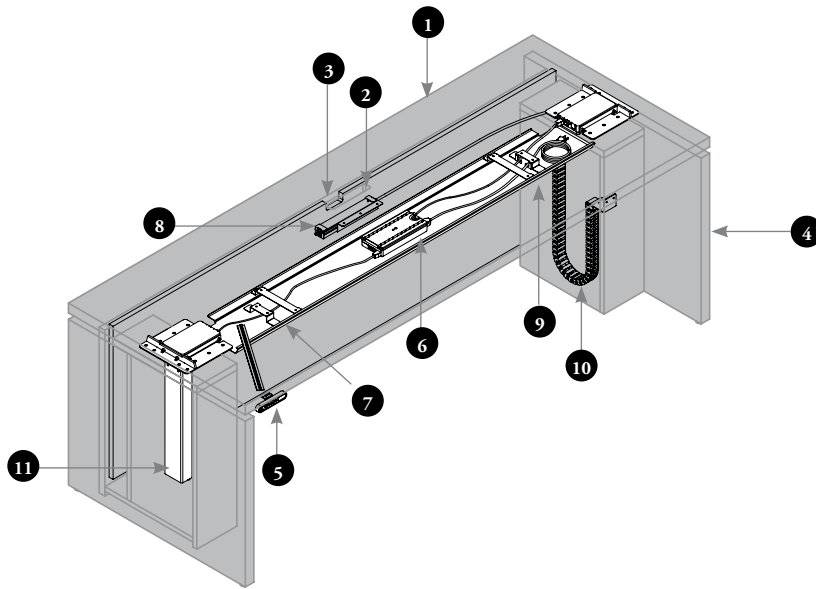


controls and vertical wire carrier

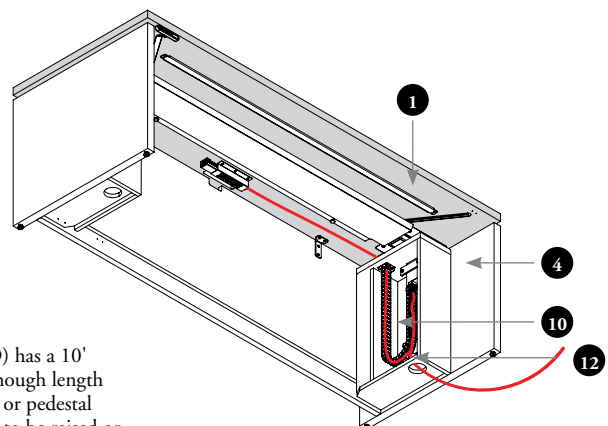


planning with height-adjustable desk wire management

The following outlines the wire management components of the Dossier Height-Adjustable Desk.



- 1 Worksurface
- 2 Worksurface grommet – wires can pass from the worksurface top to the underside of the surface
- 3 Modesty panel notch – wires can pass from the worksurface top through the notch to the underside of the surface
- 4 End gable (shown without pedestal option)
- 5 Control switch – used to raise or lower the height-adjustable desk
- 6 Control box – powers the control switch
- 7 Wire looms –used to wrap excess cable below the worksurface
- 8 Power Bar with Mounting Brackets (YEPD) – mounts below the worksurface and provides four plug in points
- 9 Metal cover – mounts to the bottom of the worksurface to provide a cover for wiring below the worksurface
- 10 Vertical Wire Carrier location – routes cables from below the worksurface to the floor, either through the back of the pedestal or the end gable (end gable shown)
- 11 Height-adjustable leg
- 12 Wire exit in pedestal or end gable – cut-out to allow cables to exit the pedestal or end gable and plug into the floor

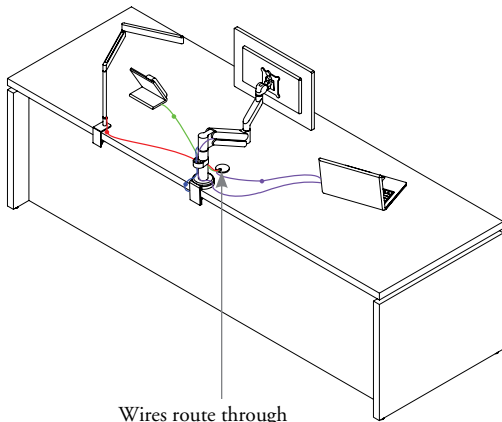


The Power Bar (YEPD) has a 10' cord which provides enough length inside of the end gable or pedestal back to allow the table to be raised or lowered.

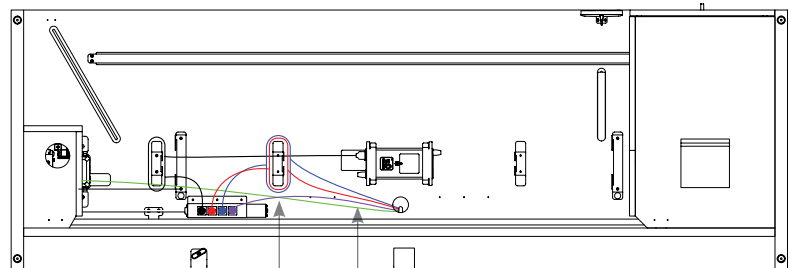
planning with height-adjustable desk wire management (continued)

The following outlines the cable routing capabilities of the height-adjustable desk.

grommets



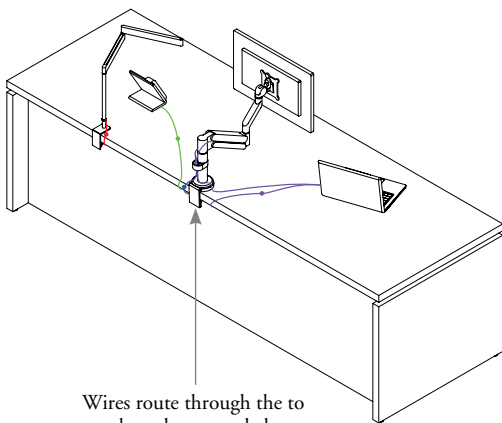
Wires route through the desktop grommet to below the worksurface



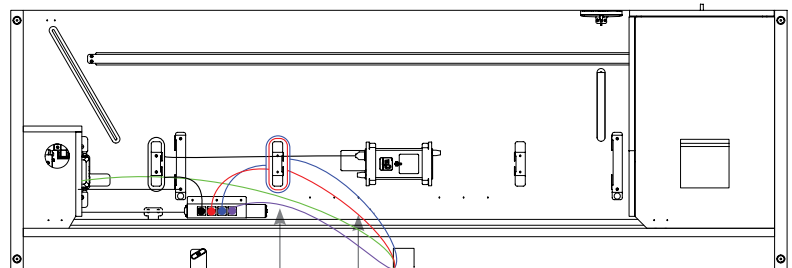
Looms manage loose cables

Cables route from the worksurface grommet to either a:
• Power bar
• Power source in the floor or wall

modesty notch



Wires route through the to notch to the power below the worksurface

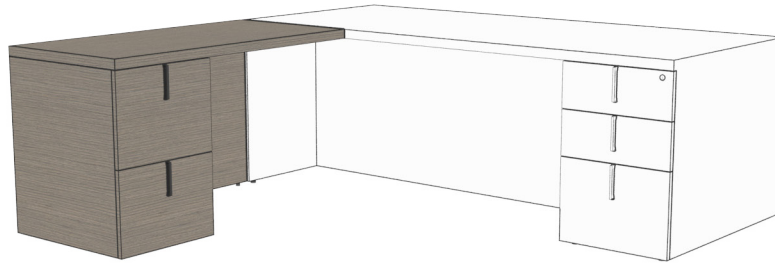


Looms manage loose cables

Cables route from the modesty notch to either a:
• Power bar
• Power source in the floor or wall

L return basics

Dossier L Returns provide a flush run-off surface for Desks.



Desk Return with Single Pedestal
Full Flush Modesty (shown)

L Returns are wood construction and used on Desks only (**cannot** be used on Table Desks).

Available in two styles:

- End Gable Support
- Pedestal Support

Depths: 20" and 24"

Widths: 42" to 60" in 6" increments

Heights: 29" to mount flush to Desks

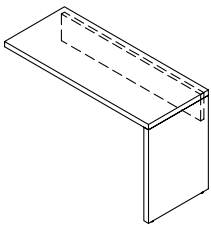
Modesty Panels:

- Full modesty
- Partial modesty

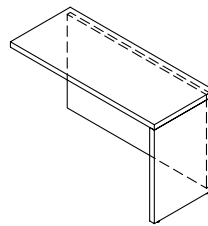
Grommet Options:

- Rectangular or round
- Left, right or center mounted (L Returns are only available with a centered mounted position)

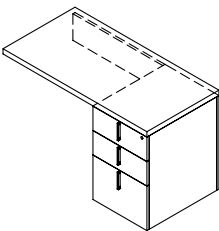
Leveling range: 1"



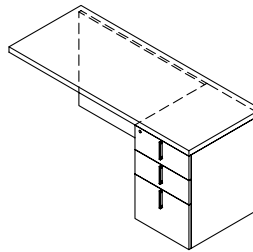
Desk Return Shell with Partial Modesty
(ZJRP)



Desk Return Shell with Full Modesty
(ZJRF)



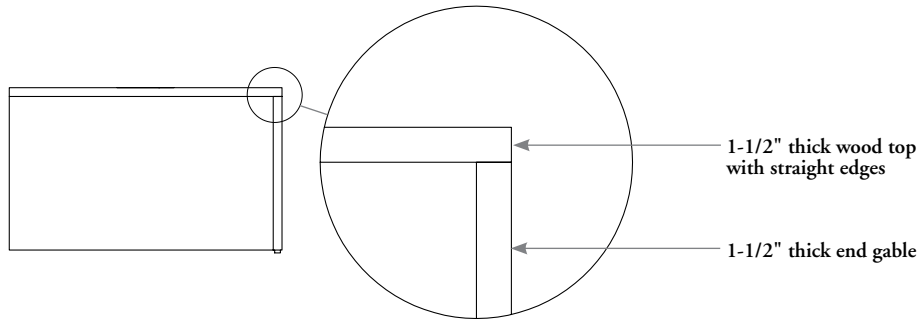
Desk Return with Single Pedestal &
Partial Flush Modesty (ZJUP)



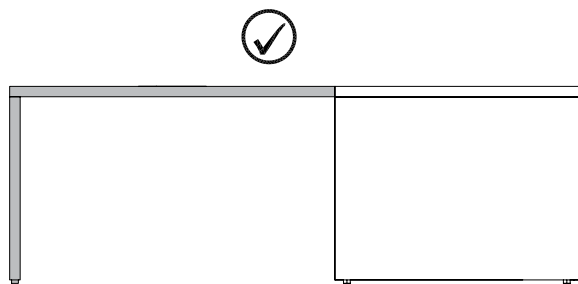
Desk Return with Single Pedestal &
Full Flush Modesty (ZJUF)

planning with L returns

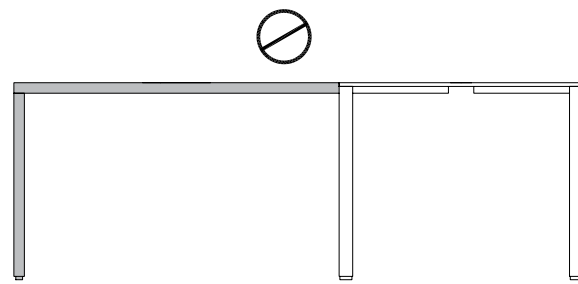
The following should be considered when planning with Dossier L Returns.



compatibility



L Returns can be used on Desks only.



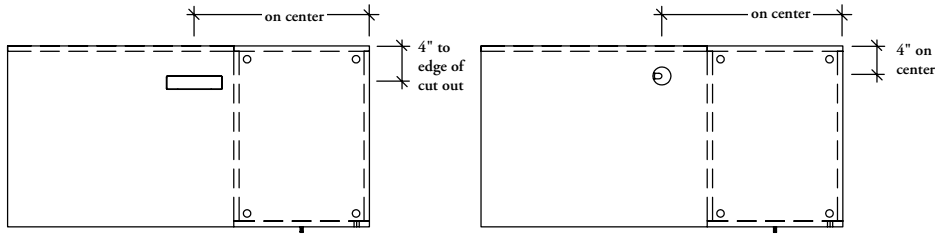
L Returns **cannot** be used on Table Desks or Table Desk, Knock Down Frame.

planning with L return grommets

L returns are available with optional grommets. The following outlines the available locations.

L return with pedestal, right

Grommets are available centered only.

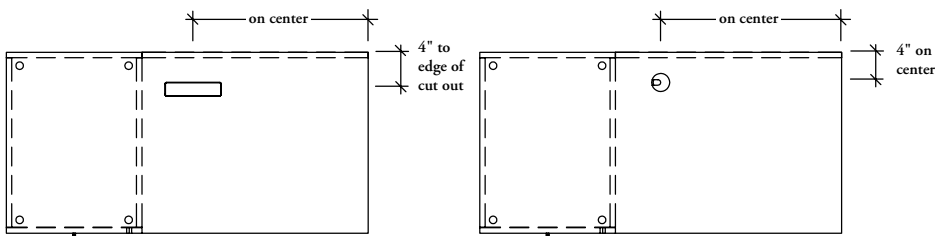


rectangular grommet

round grommet

L return with pedestal, left

Grommets are available centered only.

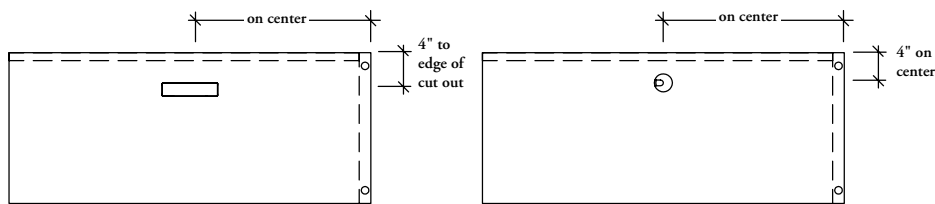


rectangular grommet

round grommet

desk return shell, right

Grommets are available centered only.

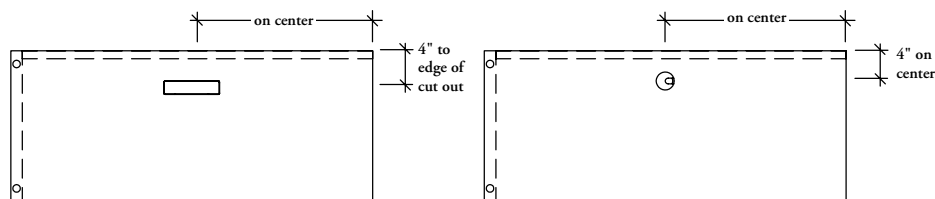


rectangular grommet

round grommet

desk return shell, left

Grommets are available centered only.



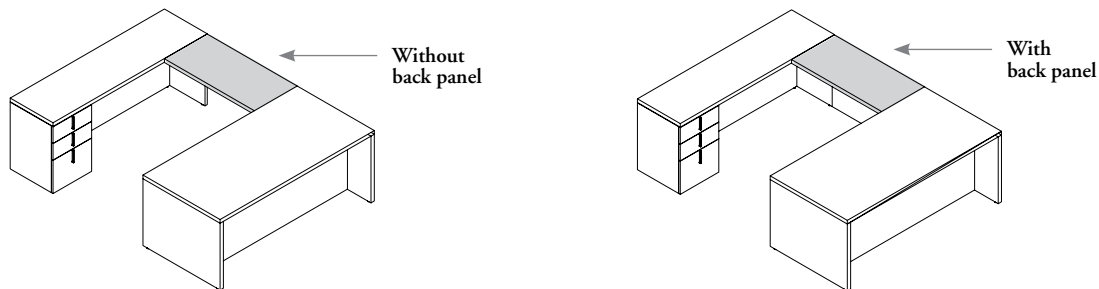
rectangular grommet

round grommet

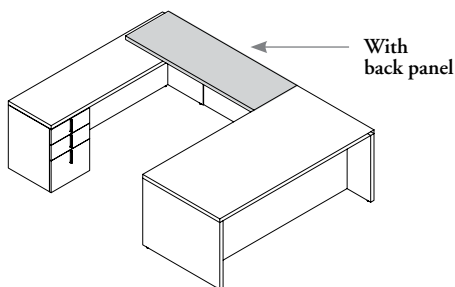
understanding bridge returns

Bridge returns connect Desks and Credenzas. They are available in Flush and Overlap Credenza and Overlap Credenza End configurations, and with or without full or partial modesty panels.

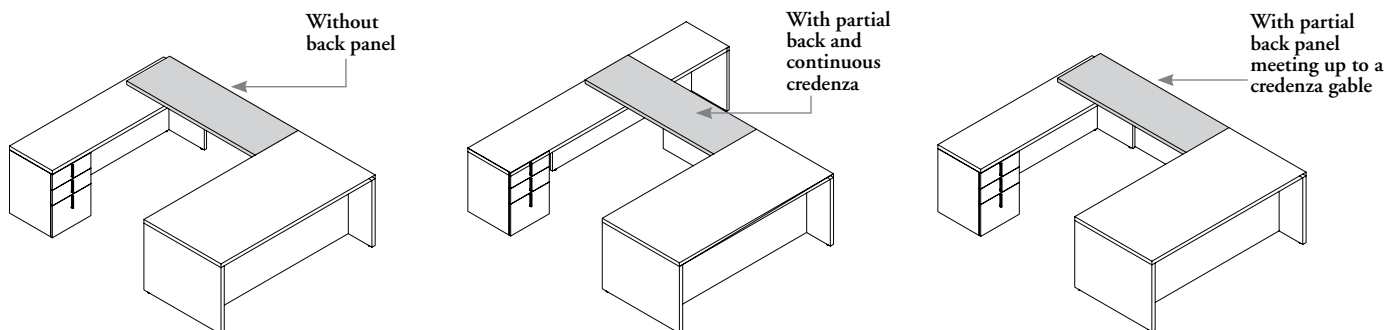
Flush Mounting, where the bridge mounts between a desk and a credenza.



Overlap Credenza End, where the bridge mounts to a desk and overlaps a credenza.



Overlap Credenza Mounting, where the bridge mounts to a desk and overlaps a credenza.

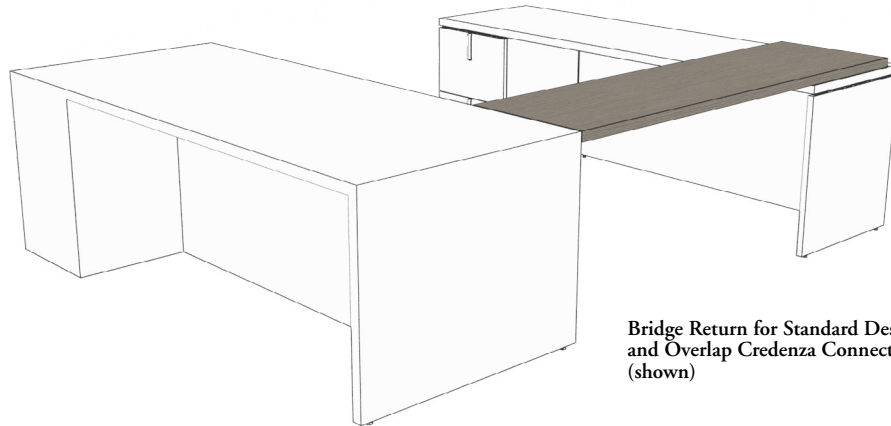


The back panel ends at the credenza so that the bridge return can overlap a continuous credenza.

The back panel ends at the credenza so that the bridge return and credenza gables are flush.

bridge returns basics

Dossier Bridge Returns connect desks and credenza configurations. They can be used with Desks and Table Desks.



Bridge Return for Standard Desk and Overlap Credenza Connection (shown)

Bridge Returns are available in two styles:

- Wood option for use with Desks
- Wood with metal trim option for use with Table Desks

Two connection options are available:

- Flush for connecting the desk to the credenza
- Overlap for connecting to the desk and overlapping a high or low credenza

Available with and without Full Back Panels (depending on application).

Mounts onto 20" and 24" deep credenza tops

Depths: 20" and 24"

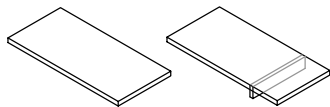
Widths

- 42" to 54" widths in 6" increments for flush applications
- 60" to 78" widths in 6" increments for overlap mounting

Heights: 29"

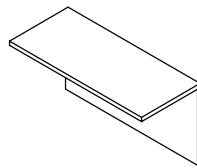
Grommet Options: Centered only

Leveling range: 1"



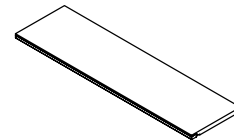
Bridge Return for Standard Desk with Flush and Overlap Credenza Connection (ZJBN)

- Used in two applications:
 - Connecting a Desk to a credenza configuration in a flush application
 - Connecting a Desk to a credenza configuration where the return overlaps
- Available with a spacer for use with low credenzas



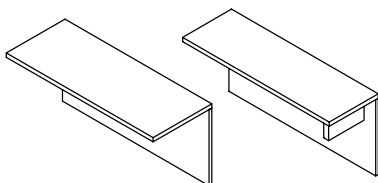
Bridge Return for Standard Desk with Full Back Panel and Flush Credenza Connection (ZJBF)

- Used in two applications:
 - Connects a Desk to a credenza configuration in a flush application where a back panel is required
- Available with a spacer when a low credenza is specified



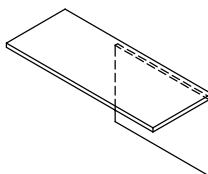
Bridge Return for Table Desk (ZJCN)

- Connects a Table Desk to a credenza configuration in a flush application



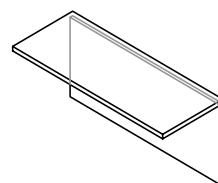
Bridge Return for Standard Desk with Full Back Panel and Overlap Low Credenza Connection (ZJBJ)

- Connects a Desk to a Low Credenza configuration in an overlapping application where the back panel is shorter so that it meets up with the gable of the credenza
- Available with a spacer for use with low credenzas



Bridge Return for Standard Desk with Full Back Panel & Overlap Credenza Connection (ZJBH)

- Connects a Desk to a credenza configuration in an overlapping application where the back panel is shorter so that it meets up with the gable of the credenza



Bridge Return for Standard Desk with Full Back Panel & Overlap Credenza End Connection (ZJBG)

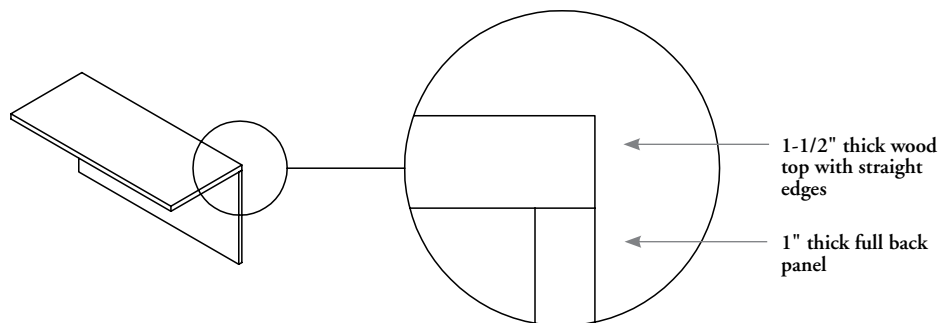
- Creates Overlap Credenza End connections

planning with bridge returns

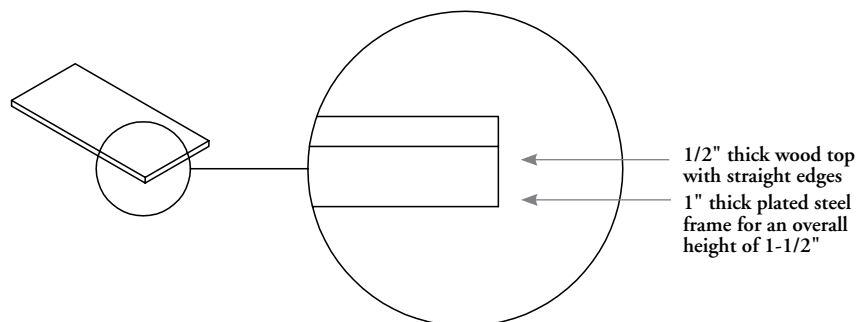
The following should be considered when planning with Dossier Bridge Returns.

flush bridge returns

Bridge Return for Standard Desk with Full Panel.

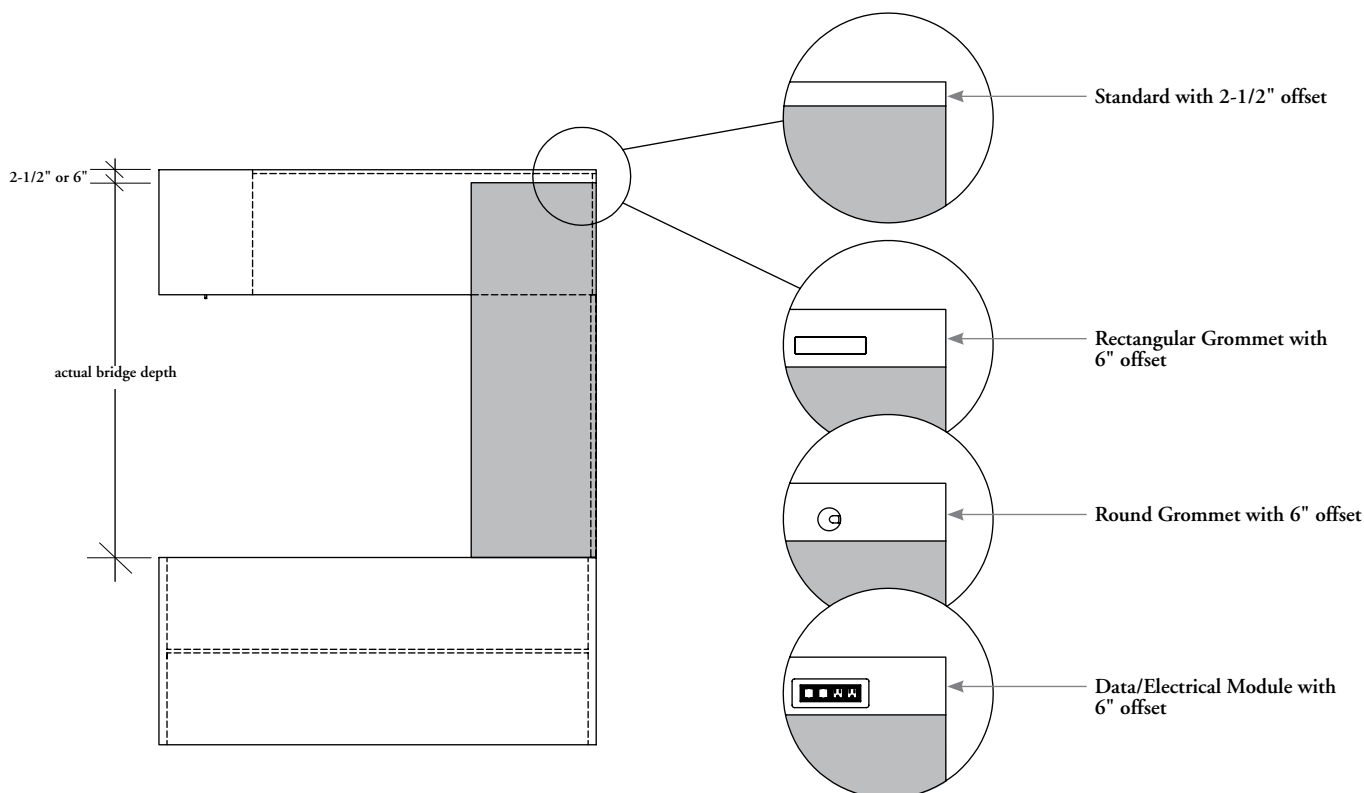


Bridge Return for Table Desk



overlap bridge returns

Overlapping bridge returns are offset from the back of the credenza to allow for grommet and data/electrical modules.

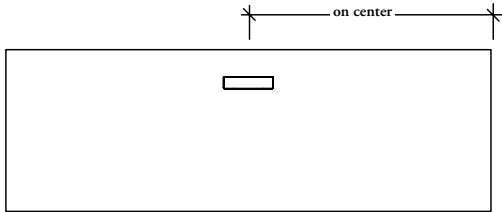


planning with bridge return grommets

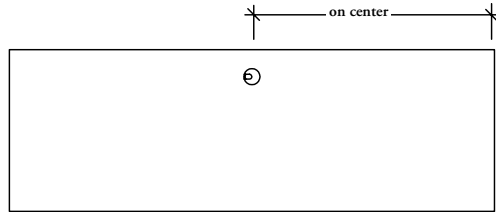
Grommets are available on bridge returns. The following outline the location options.

bridge return, metal

Grommets are available centered only.



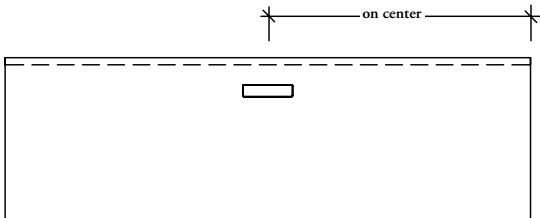
rectangular grommet



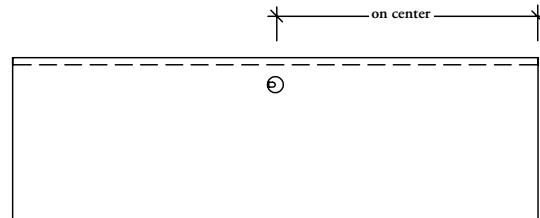
round grommet

bridge return, wood

Grommets are available centered only.



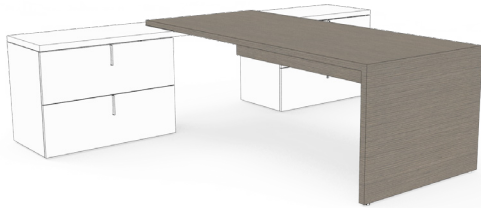
rectangular grommet



round grommet

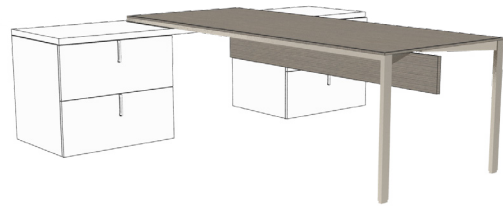
understanding run-offs

Dossier Run-Offs mount perpendicular to a credenza and provide an alternative to a freestanding desk when floor space is limited. A variety of aesthetic and height-adjustable options are available.



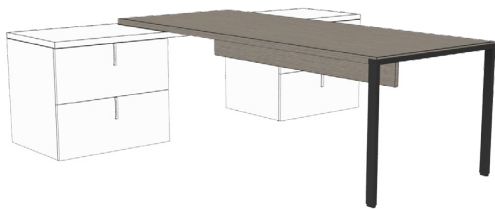
Standard Run-Off

- Wood construction with full end gable



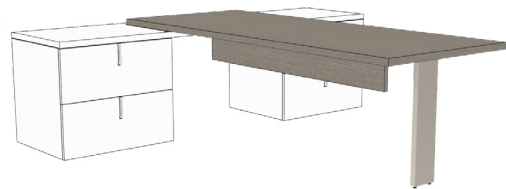
Metal Run-Off

- Wood, solid surface or painted glass with classic "Y" plated steel frame



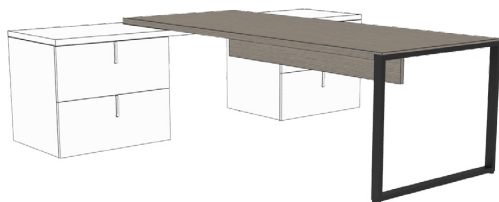
Run-Off with U Leg

- An alternative aesthetic to the Metal Run-Off
- Wood top with "U" shaped leg



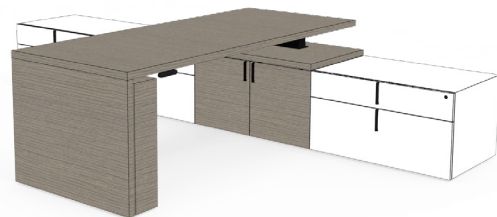
Run-Off with Post Leg

- An alternative aesthetic to the Metal Run-Off
- Wood top with a post leg



Run-Off with Loop Leg

- An alternative aesthetic to the Metal Run-Off
- Wood top with a loop leg



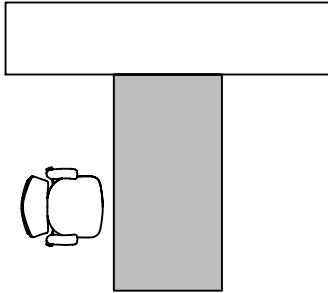
Height-Adjustable Run-Off

- Wood construction with full end gable
- Height-adjustable

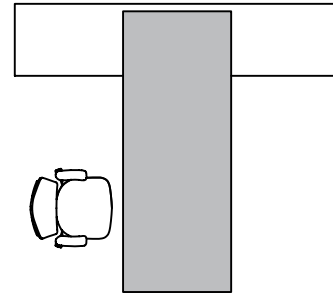
understanding run-offs (continued)

run-off locations

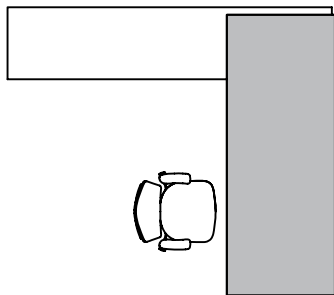
Run-Offs can be mounted in four locations:



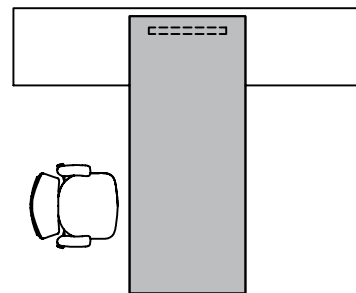
Flush mounted to a 29" high credenza.



Overlap mounted onto a 27-1/2" high credenza to provide an overall height of 29".



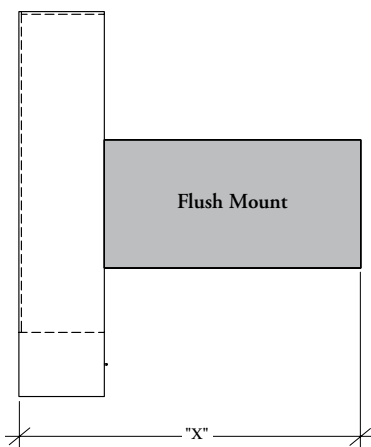
Overlap mounted on the end of a 27-1/2" high credenza to provide an overall height of 29".



Overlap mounted on a low credenza with a spacer to provide an overall height of 29".

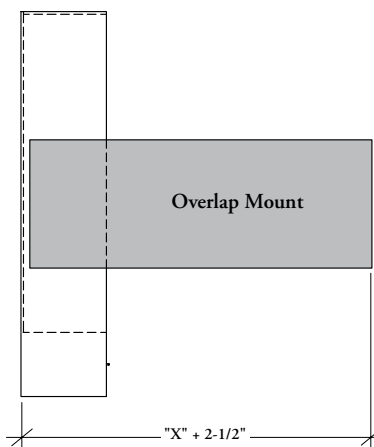
overlapping run-offs

- Careful attention should be paid to overall height and width dimensions when planning with overlapping run-offs



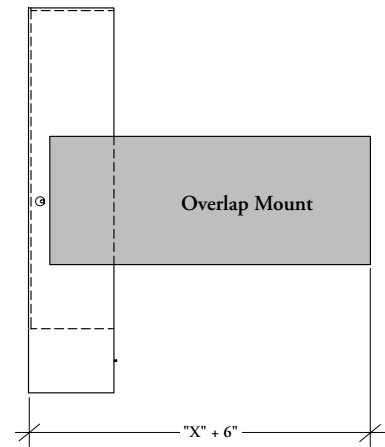
Flush Mount

Flush mounting will provide an actual width (depth of the credenza and width of the run-off combined).



Overlap mounting with wall panels

When overlap mounting with wall panels, a 2-1/2" offset is required. For more details, please see the Wall Panel section.



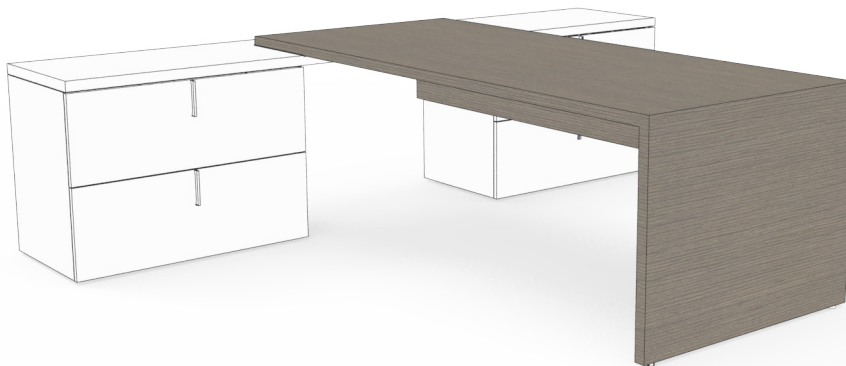
Overlap mounting with grommets

When overlap mounting with grommet cut outs, a 6" offset is required.

The worksurface can also be reduced in width by 6" to meet an actual dimension.

standard run-off basics

Dossier Standard Run-Offs are all wood construction and mount perpendicular to credenzas.



Run-Off Shell with Partial Modesty
Overlap Credenza Connection (shown)

Standard Run-Offs match the aesthetic of the Standard Desk.

Available with optional modesty panels:

- Full height
- Partial height

Standard Run-Offs can be used in the following applications:

- Flush mounted to a credenza
- Overlapping a credenza
- End mounting

Depths: 30", 36" and 42"

Widths:

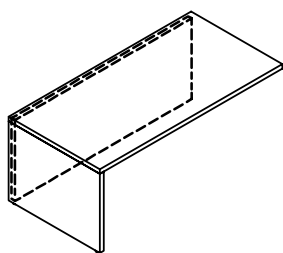
- 60" to 78" in 6" increments for flush applications
- 60" to 96" in 6" increments for overlap mounting

Height: 29"

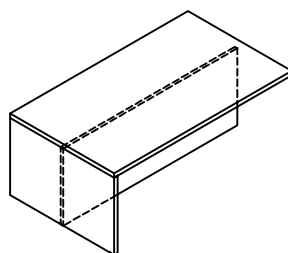
Grommet Options:

- Round
- Rectangular

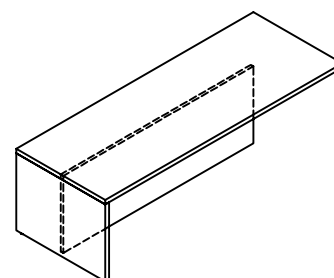
Leveling range: 1"



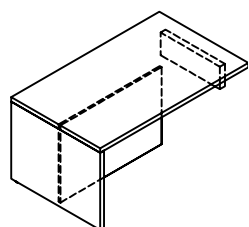
Run-Off Shell with Full Modesty &
Overlap Credenza End Connection
(ZJNG)



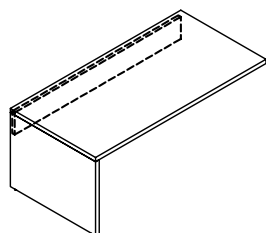
Run-Off Shell with Full Modesty & Flush
Credenza End Connection (ZJNF)



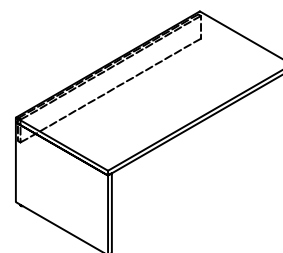
Run-Off Shell with Full Modesty &
Overlap Credenza Connection (ZJNH)



Run-Off Shell with Full Modesty &
Overlap Low Credenza Connection (ZJNJ)



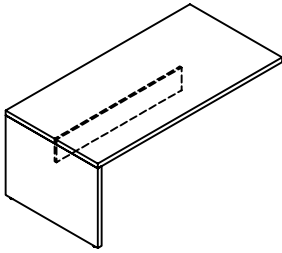
Run-Off Shell with Partial Modesty &
Overlap Credenza End Connection (ZJNS)



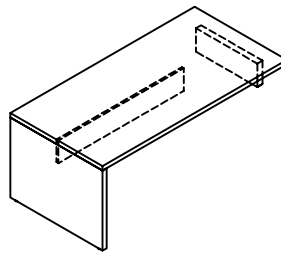
Run-Off Shell with Partial Modesty &
Flush Credenza Connection (ZJNP)

standard run-off basics (continued)

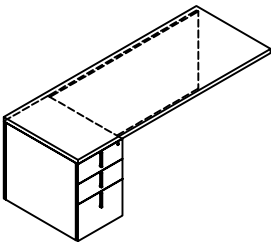
standard run-off partial modesty



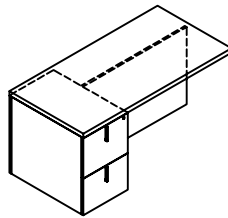
Run-Off Shell with Partial Modesty & Overlap Credenza Connection (ZJNQ)



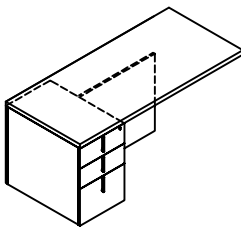
Run-Off Shell with Partial Modesty & Overlap Low Credenza Connection (ZJNR)



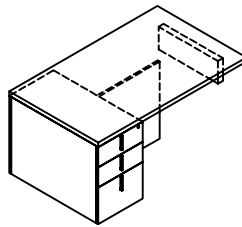
Run-Off with Pedestal, Full Flush Modesty & Overlap Credenza End Connection (ZJEG)



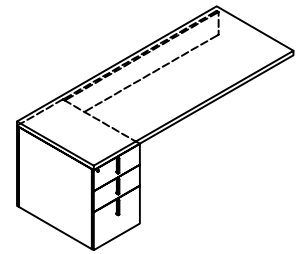
Run-Off with Pedestal, Full Modesty & Flush Credenza Connection (ZJEF)



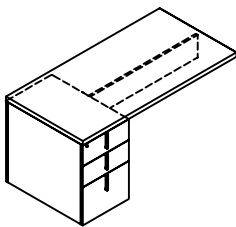
Run-Off with Pedestal, Full Modesty & Overlap Credenza Connection (ZJEH)



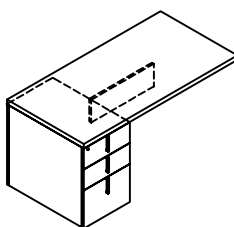
Run-Off with Pedestal, Full Modesty & Overlap Low Credenza Connection (ZJEJ)



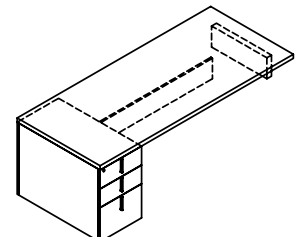
Run-Off with Pedestal, Partial Flush Modesty & Overlap Credenza End Connection (ZJES)



Run-off with Pedestal, Partial Modesty & Flush Credenza Connection (ZJEP)



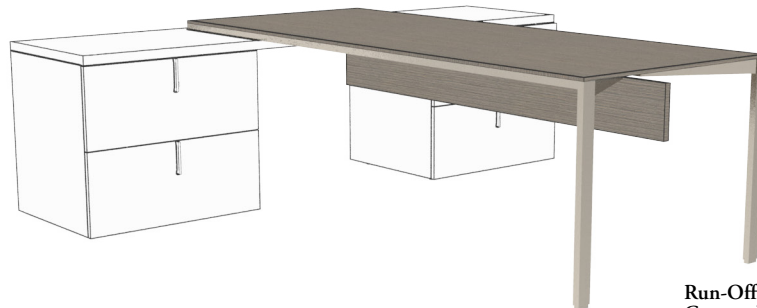
Run-off with Pedestal, Partial Modesty & Overlap Credenza Connection (ZJEQ)



Run-off with Pedestal, Partial Modesty & Overlap Low Credenza Connection (ZJER)

metal run-off basics

Dossier Metal Run-Offs have a plated metal support frame and mount perpendicular to credenzas.



Run-Off with Metal Frame, Partial Centered Modesty & Overlap Credenza Connection (shown)

Metal Run-Offs match the aesthetic of the Table Desk.

Metal Run-Offs are available in two styles:

- Plated metal legs
- Plated metal legs with wood end panels
- Painted metal legs

Worksurface are available:

- Wood
- Solid surface
- Backpainted glass

Available with optional modesty panels:

- Full height
- Partial height

Are used in the following applications:

- Flush mounted to a credenza
- Overlapping a credenza
- End mounting

Depths: 30", 36" and 42"

Widths:

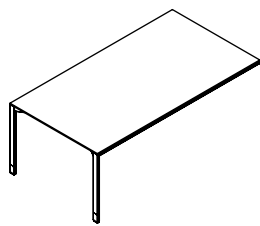
- 60" to 78" in 6" increments for flush applications
- 60" to 96" in 6" increments for overlap mounting

Heights: 29" high

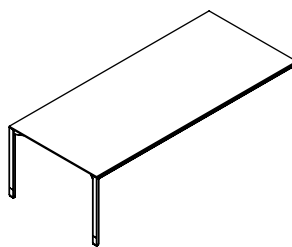
Grommet Options:

- Round
- Rectangular

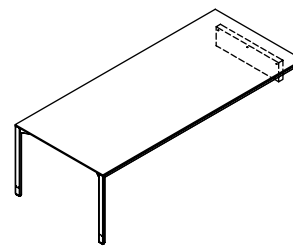
Leveling range: 1"



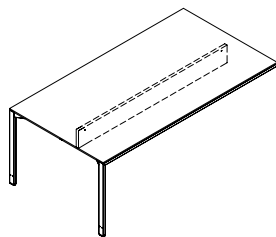
Run-Off with Metal Frame, No Modesty, Flush Mount, Open End (ZJMNF), End Panel (ZJMWF)



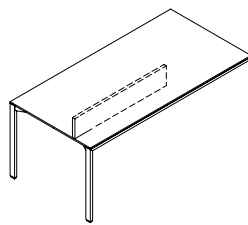
Run-Off with Metal Frame, No Modesty, Overlap High, Open End (ZJMNH), End Panel (ZJMWH)



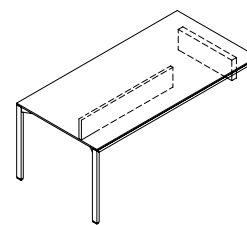
Run-Off with Metal Frame, No Modesty, Overlap Low, Open End (ZJMNL, ZJMNT), End Panel (ZJMWL, ZJMWT)



Run-Off with Metal Frame, Partial Centered Modesty & Flush Credenza Connection, Open End (ZJMP), End Panel (ZJME)



Run-Off with Metal Frame, Partial Centered Modesty & Overlap Credenza Connection, Open End (ZJMQ), End Panel (ZJMX)



Run-Off with Metal Frame, Partial Centered Modesty & Overlap Low Credenza Connection, Open End (ZJMR), End Panel (ZJMY)

run-offs with U leg basics

The Dossier Run-Off with U-Leg provides an economical alternative to the metal Run-Off.



Run-Off with U Leg, Centered Modesty
Overlap Credenza Connection (shown)

Worksurface Options: Wood

Metal Finish Options: Plated or painted

Available with optional modesty panels:

- Partial height

Used in the following applications:

- Flush mounted to a credenza
- Overlapping a credenza
- End mounting

Depth: 30", 36" and 42"

Widths:

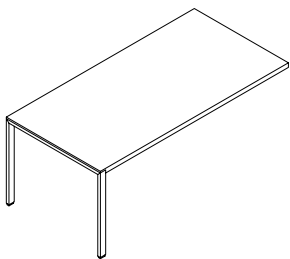
- 60" to 78" in 6" increments for flush applications
- 60" to 96" in 6" increments for overlap mounting

Heights: 29"

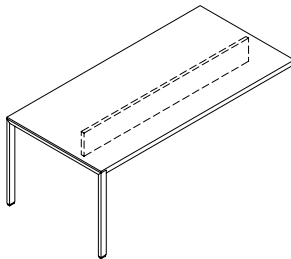
Grommet Options:

- Round
- Rectangular

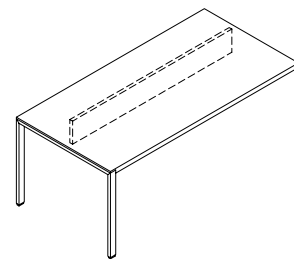
Leveling range: 1.



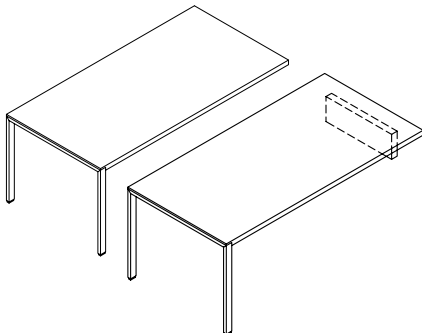
Run-Off with U Leg, No Modesty,
Flush Credenza Connection (ZJNU)



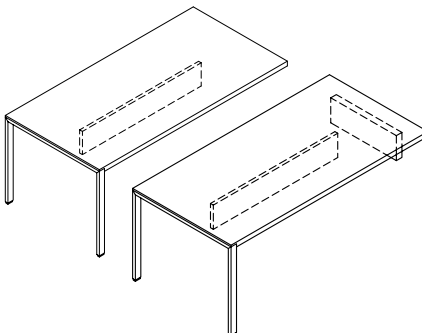
Run-Off with U Leg, Centered
Modesty, Flush Credenza Connection
(ZJNV)



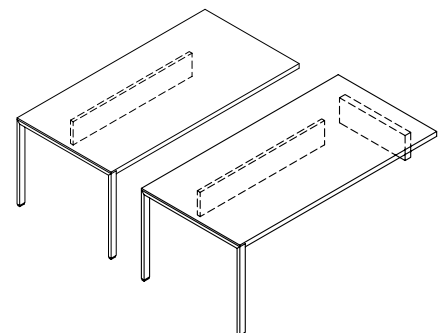
Run-Off with U Leg, Inset Modesty,
Flush Credenza Connection (ZJNW)



Run-Off with U Leg, No Modesty,
Overlap Credenza Connection (ZJNX)
High and low



Run-Off
with U Leg, Centered Modesty, Overlap
Credenza Connection (ZJNY)
High and low



Run-Off with U Leg, Inset Modesty,
Overlap Credenza Connection (ZJNZ)
High and low

run-offs with post leg basics

The Dossier Run-Off with Post Leg provides an alternative aesthetic to a Run-Off with Legs.



Run-Off with Post Leg, recessed Modesty, Overlap Credenza Connection (shown)

Top Finish: Wood

Metal Finish Options: Plated or painted

Available with optional partial height modesty panels:

- Used in the following applications:
- Flush mounted to a credenza
- Overlapping a credenza

Depths: 30", 36" and 42"

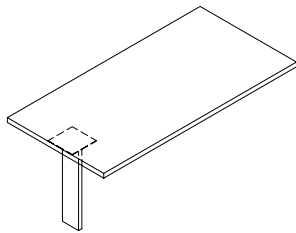
Widths:

- 60" to 78" in 6" increments for flush applications
- 60" to 96" in 6" increments for overlap mounting

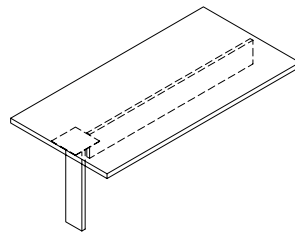
Heights: 29"

Grommet Options:

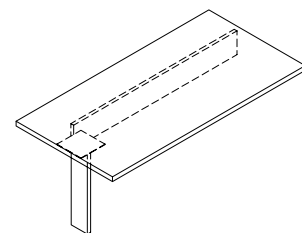
- Round
- Rectangular
- An optional wire access panel is available in the Post Leg



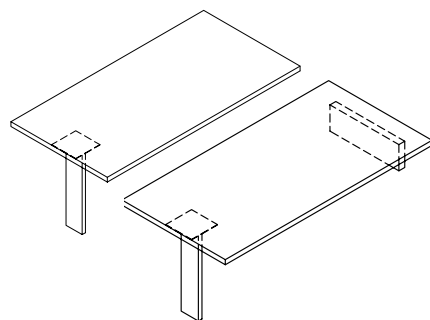
Run-Off with Post Leg, No Modesty, Flush Credenza Connection (ZJNL)



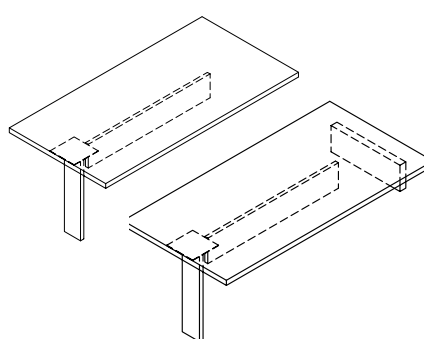
Run-Off with Post Leg, Centered Modesty, Flush Credenza Connection (ZJNC)



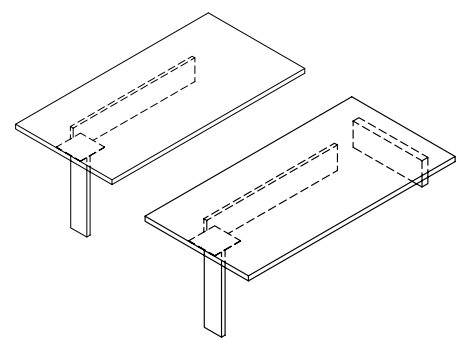
Run-Off with Post Leg, Inset Modesty, Flush Credenza Connection (ZJNI)



Run-Off with Post Leg, No Modesty, Overlap Credenza Connection (ZJNN) High and Low



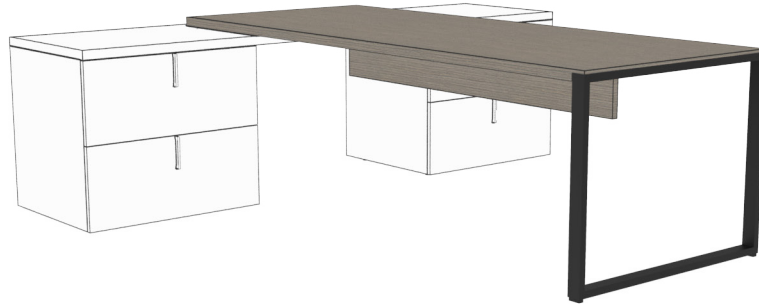
Run-Off with Post Leg, Centered Modesty, Overlap Credenza Connection (ZJNM) High and Low



Run-Off with Post Leg, Inset Modesty, Overlap Credenza Connection (ZJNO) High and Low

run-offs with loop leg basics

The Dossier Run-Off with Loop Leg provides an alternative aesthetic to a Run-Off with Legs.



Run-Off with Loop Leg Centered Modesty, Overlap Credenza Connection (shown)

Top Finish: Wood

Metal Finish Options: Plated or painted

Available with optional partial height modesty panels

Used in the following applications:

- Flush mounted to a credenza
- Overlapping a credenza

Depths: 30", 36" and 42"

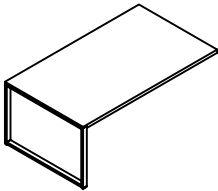
Widths:

- 60" to 78" in 6" increments for flush applications
- 60" to 96" in 6" increments for overlap mounting

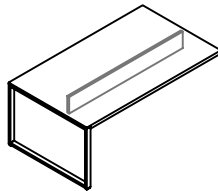
Heights: 29" high

Grommet Options:

- Round
- Rectangular

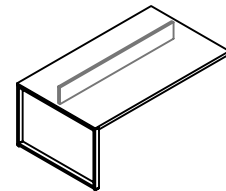


Run-Off with Loop Leg No Modesty, Flush Credenza Connection (ZJLU)

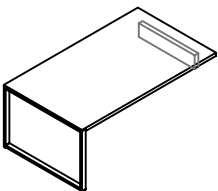


Run-Off with Loop Leg Centered Modesty, Flush Credenza Connection (ZJLV)

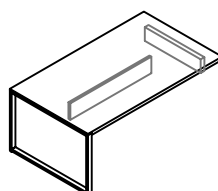
- Available 36" and 42" depth only



Run-Off with Loop Leg Inset Modesty, Flush Credenza Connection (ZJLW)

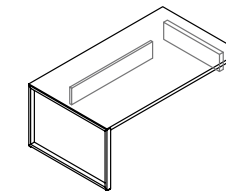


Run-Off with Loop Leg No Modesty, Overlap Credenza Connection (ZJLX)



Run-Off with Loop Leg Centered Modesty, Overlap Credenza Connection (ZJLY)

- Available 36" and 42" depth only



Run-Off with Loop Leg Inset Modesty, Overlap Credenza Connection (ZJLZ)

planning with run-offs & modesty panels

The following should be considered when planning with run-offs and modesty panels.

standard run-offs

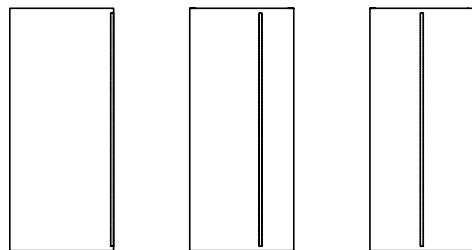
Modesty Options:

- modesty flush
- recessed
- centered

Mounting Options:

- flush credenza
- credenza overlap
- low credenza overlap
- end application

Flush Credenza Application

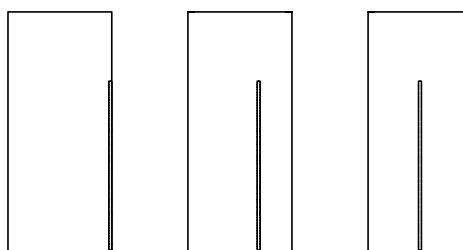


Flush

Recessed

Centered

Credenza Overlap Application, 27-1/2" high (for an overall height of 29")

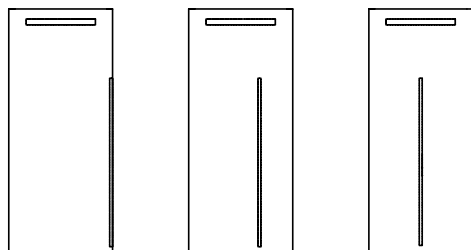


Flush

Recessed

Centered

Low Credenza Overlap Application (for an overall height of 29")



Flush

Recessed

Centered

End Mount Application



Flush

metal run-offs

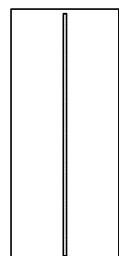
Modesty Options:

- centered

Mounting Options:

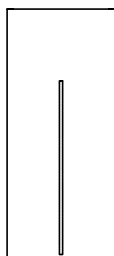
- flush credenza
- credenza overlap
- low credenza overlap

Flush to Credenza Application



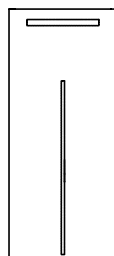
Center

Credenza Overlap Application, 27-1/2"



Center

Low Credenza Overlap Application



Center

planning with run-offs & modesty panels (continued)

run-offs with U leg

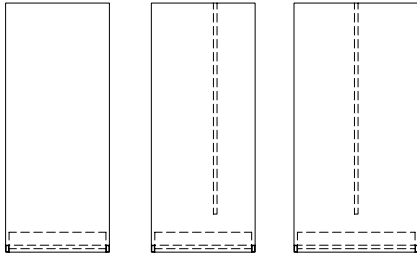
Modesty Options:

- no modesty
- inset
- centered

Mounting Options:

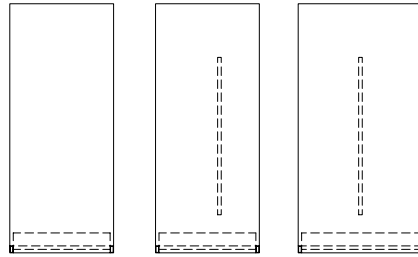
- flush credenza
- credenza overlap
- low credenza overlap
- end application

Flush Credenza Application, 29" high



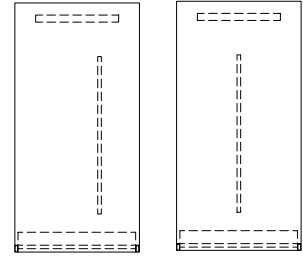
None Inset Centered

Credenza Overlap Application, 27-1/2" high



None Inset Centered

Low Credenza Overlap Application 19-5/8" and 21-1/8" high



Inset Centered

run-offs with post legs

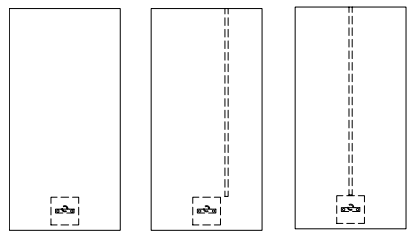
Modesty Options:

- no modesty
- inset
- centered

Mounting Options:

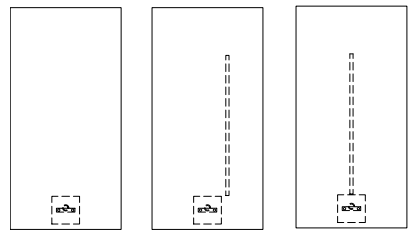
- flush credenza
- credenza overlap
- low credenza overlap
- end application

Flush Credenza Application, 29" high



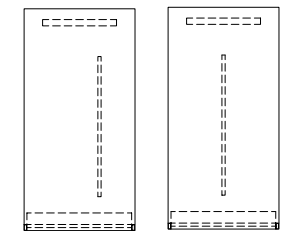
None Inset Centered

Credenza Overlap Application, 27-1/2" high



None Inset Centered

Low Credenza Overlap Application 19-5/8" and 21-1/8" high



Inset Centered

run-offs with loop legs

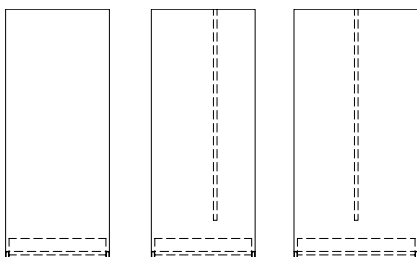
Modesty Options:

- no modesty
- inset
- centered

Mounting Options:

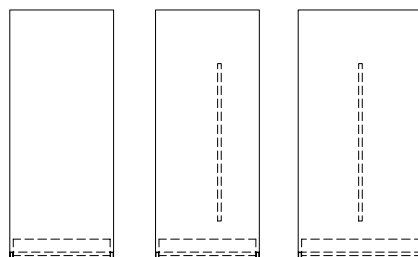
- flush credenza
- credenza overlap
- low credenza overlap
- end application

Flush Credenza Application, 29" high



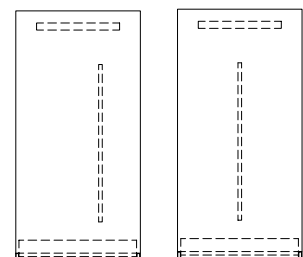
None Recessed Centered

Credenza Overlap Application, 27-1/2" high



None Recessed Centered

Low Credenza Overlap Application 19-5/8" and 21-1/8" high



Recessed Centered

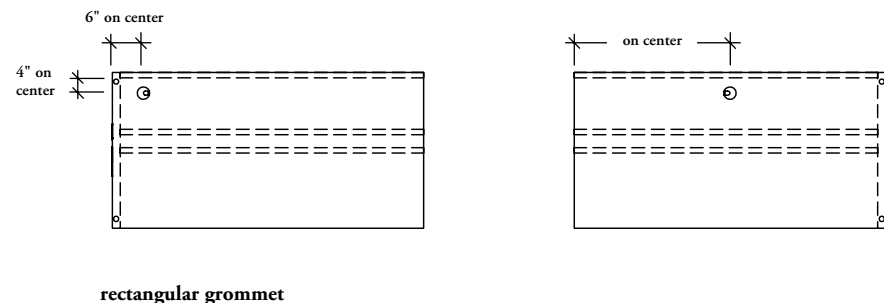
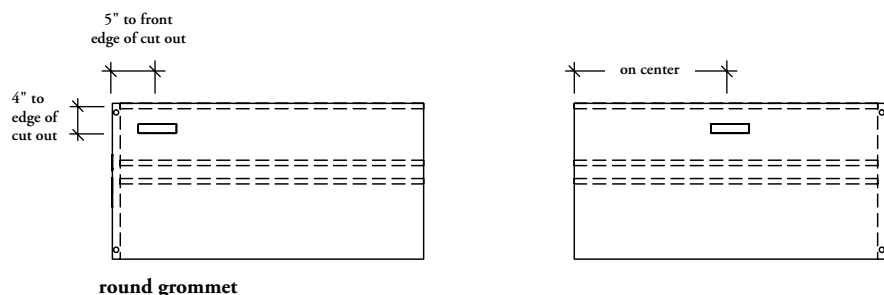
planning with run-off grommets

Run-offs are available with optional grommets. The following outlines the available locations and their location relative to modesty panels.

Modesty panels include a notch at the top for wire management and are available on recessed or center mounted panels.

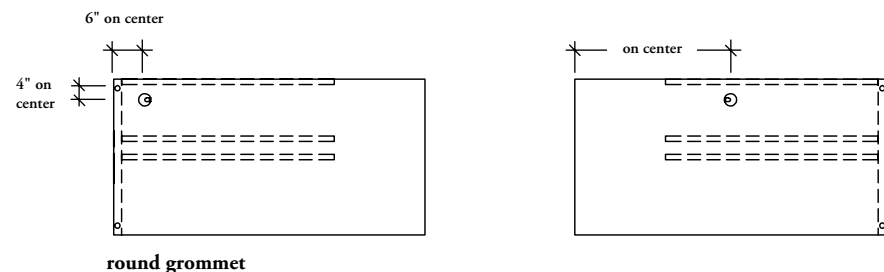
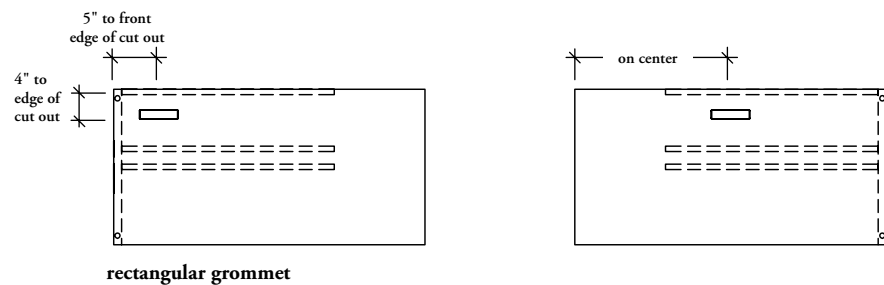
run-off desk, with 29" credenza, full or partial height modesty

Available left, right or centered (left and centered shown)



run-off desk, with 27-1/2" credenza top

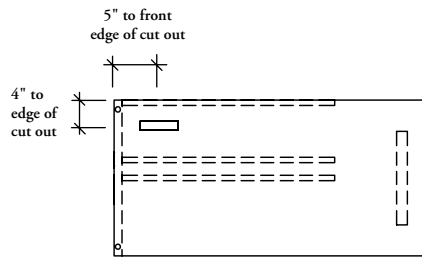
Available left, right or centered (left and centered shown)



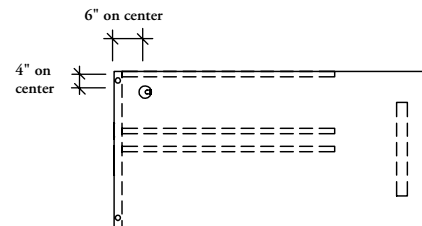
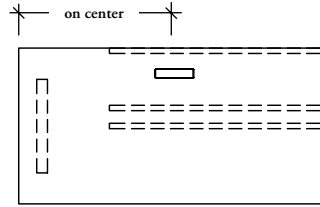
planning with run-off grommets (continued)

run-off desk, with low credenza

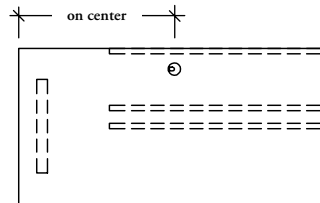
Available left, right or centered (left and centered shown)



round grommet

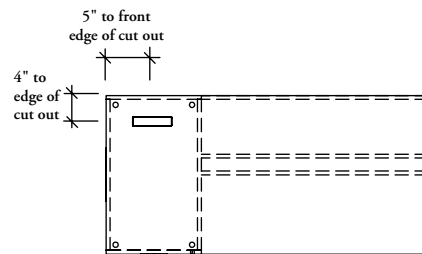


rectangular grommet

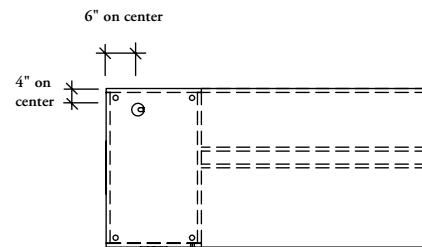
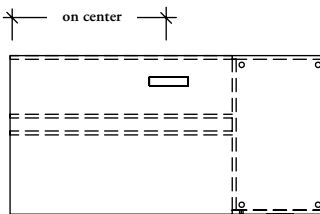


run-off desk with pedestal and 29" credenza, full or partial height modesty

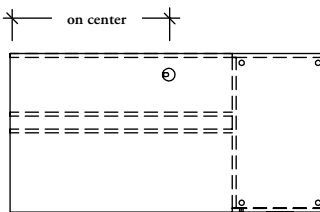
Available left, right or centered (left and centered shown)



rectangular grommet



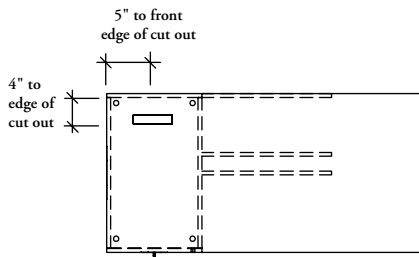
round grommet



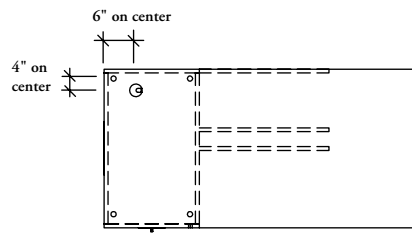
planning with run-off grommets (continued)

run-off desk with pedestal and 27-1/2" credenza top, full or partial height modesty

Available left, right or centered (left and centered shown)



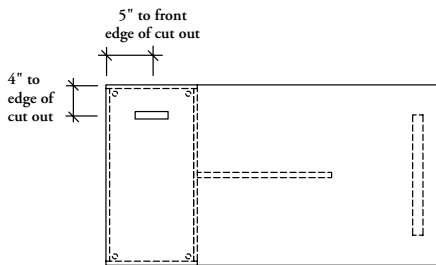
rectangular grommet



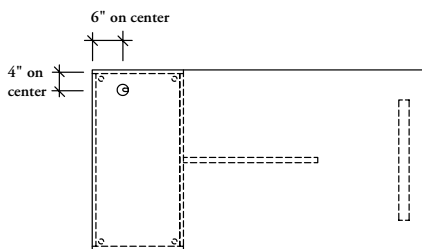
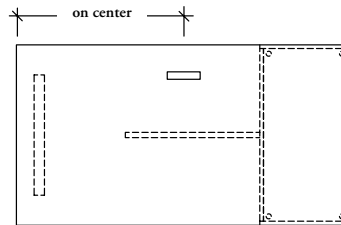
round grommet

run-off desk with pedestal and low credenza, full or partial height modesty

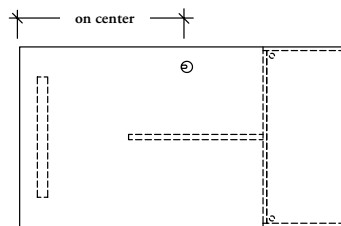
Available left, right or centered (left and centered shown)



rectangular grommet



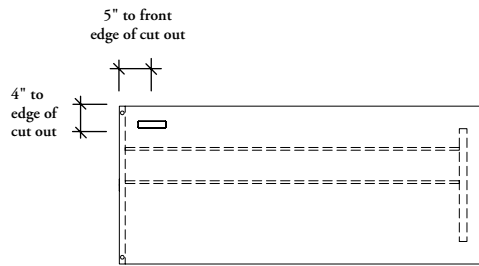
round grommet



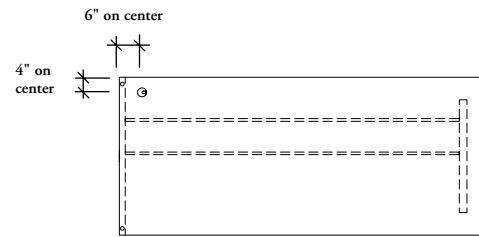
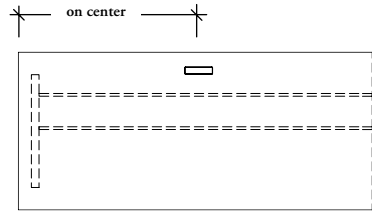
planning with run-off grommets (continued)

run-off shell, with panel, full or partial height modesty

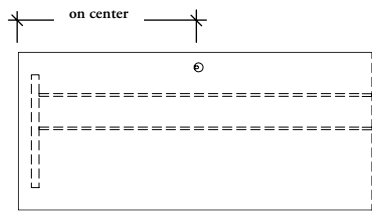
Available left, right or centered (left and centered shown)



round grommet



rectangular grommet



height-adjustable run-off basics

Dossier Height-Adjustable Run-Offs are full wood construction to provide a traditional aesthetic with height-adjustability.



HA Run-off Shell with Partial Modesty & Overlap low Credenza (shown)

Height-Adjustable Run-Offs are available in three styles:

- Run-Off Shell with Partial Modesty and Overlap Credenza Connection
- Run-Off Shell with Partial Modesty and Overlap Low 1-1/2" Top Credenza Connection
- Run-Off Shell with Partial Modesty and Overlap Low Credenza Connection

All run-offs are wood construction

Integral Credenza:

- Credenza section that the run-off mounts into is included and available 20" and 24" deep

Credenza configurations

- Open
- Closed

Depths: 30" and 36" deep

Widths: 60" to 96" in 6" increments

Height-Adjustable Range:

- Standard credenza: 29" to 46-1/2"
- Low credenza with 1-1/2" top: 29" to 45"
- Low credenza: 27-1/2" to 43-1/2"

Modesty Panel:

- Partial recessed modesty only
- 4" recess available on 32" and 36" depth
- 8" recess available on 36" depth only

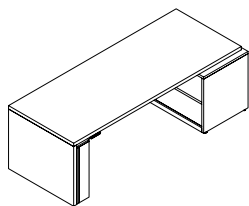
Grommet Options:

- Modesty Panel:
 - Standard wire notch in the top of the panel
- Run-Off Top:
 - Rectangular or round
 - One or two available
 - Available left, right or centered
 - **Cannot** be installed on the guest side of the modesty
 - **Cannot** be installed over the gable leg, credenza or wire manager

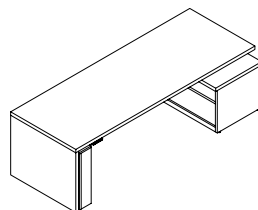
Electrical Controls:

- Wires are managed through a wire management sleeve
- Vertical Wire Carriers are not available
- Wires always route to the credenza side
- Controls are on the gable leg side only and **cannot** be positioned over the credenza
- Power Bar with bracket is included and can be mounted left or right

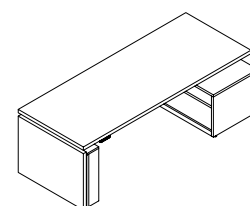
Leveling range: 1"



HA Run-off Shell with Partial Modesty & Overlap Credenza (ZJNQH)



HA Run-off Shell with Partial Modesty & Overlap low 1-1/2" Top Credenza (ZJNTH)



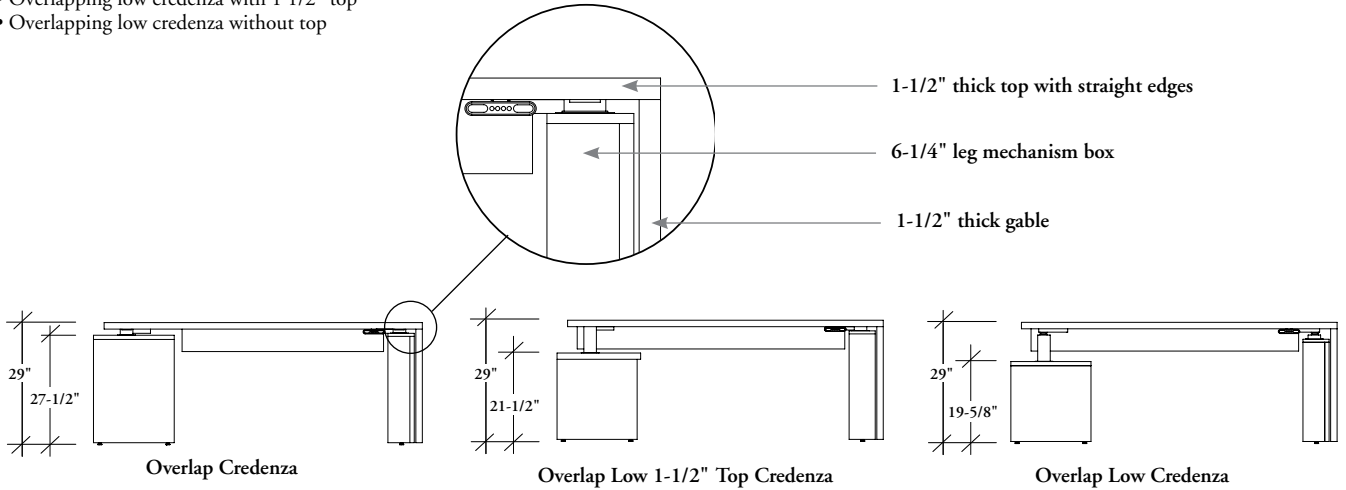
HA Run-off Shell with Partial Modesty & Overlap low Credenza (ZJNRH)

planning with height-adjustable run-offs

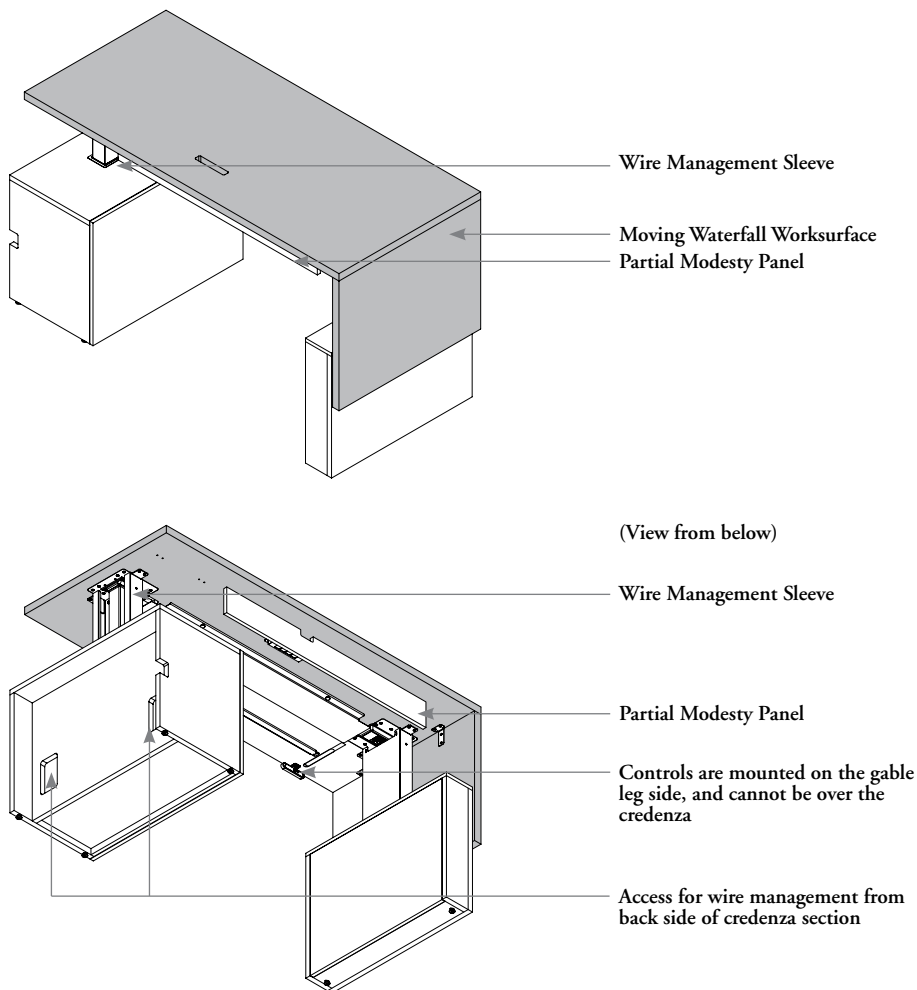
The following should be considered when planning with Dossier Height-Adjustable Run-Offs.

Configurations:

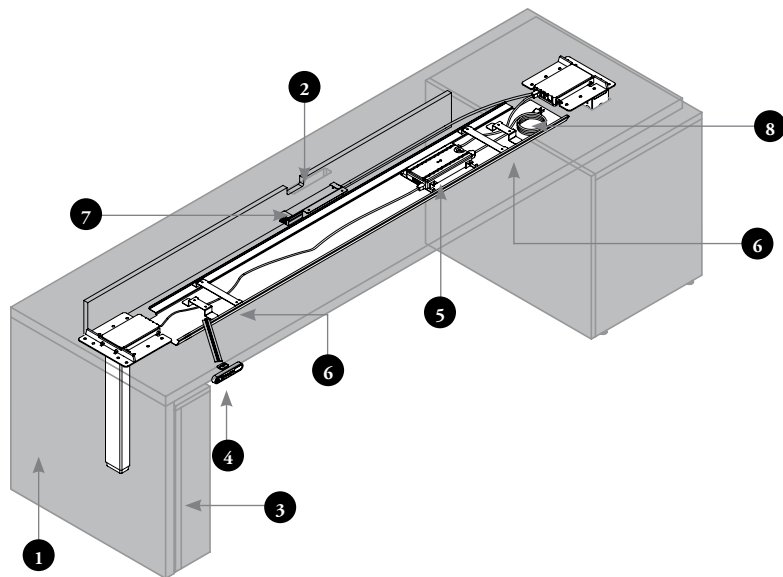
- Overlapping Credenza
- Overlapping low credenza with 1 1/2" top
- Overlapping low credenza without top



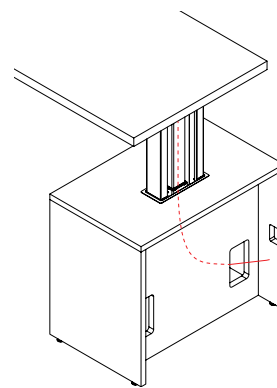
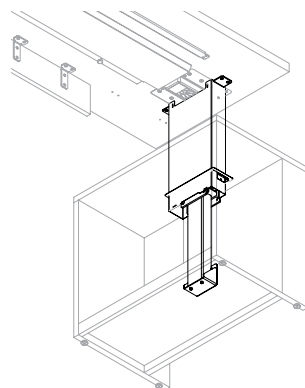
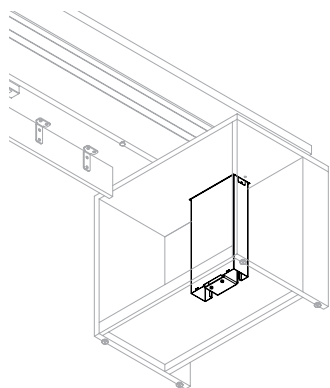
height adjustment mechanism



planning with height-adjustable run-off wire management



- 1 Moving Waterfall Worksurface
- 2 Worksurface Grommet – wires can pass from the worksurface top to the underside of the surface
- 3 Gable Leg
- 4 Control Switch – used to raise or lower the height-adjustable desk
- 5 Control Box – powers the Control Switch
- 6 Wire Looms – used to wrap excess cable below the worksurface
- 7 Power Bar with Mounting Brackets (YEPD) – mounts below the worksurface and provides four plug in points
- 8 Metal Cover – mounts to the bottom of the worksurface to provide a cover for components and wiring below the worksurface



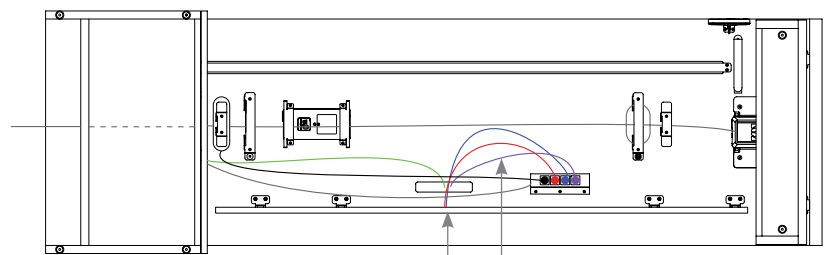
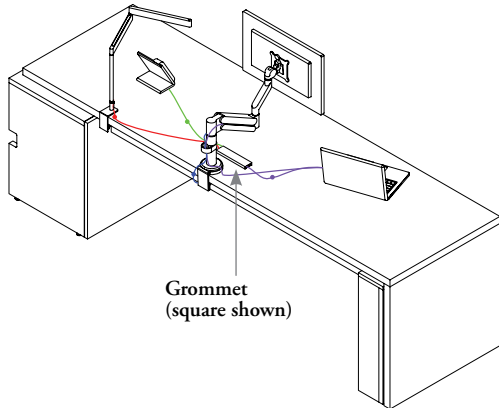
Wiring is managed through a Wire Management Sleeve which conceals the height-adjustable leg in all positions. It extends with the leg for a clean aesthetic.

Wires exit the back of the credenza through a cut out in the back of the credenza.

planning with height-adjustable run-off wire management (continued)

grommets

Wires route through the desktop grommet to the power bar below the surface. The power bar cable routes through the end cable to the power source. Looms provide cable management.

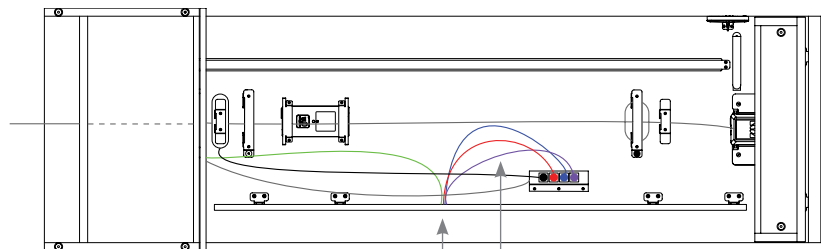
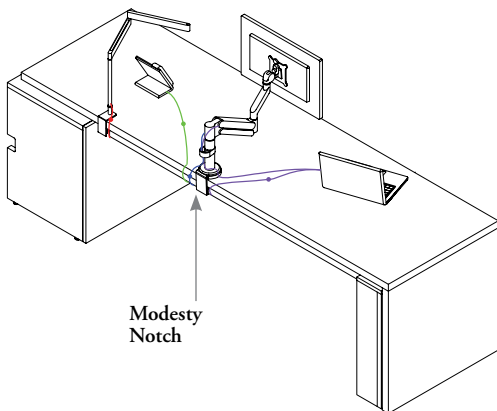


Looms manage loose cables

Cable route from the worksurface grommet into the power bar or through the credenza into a power source in the wall

modesty notch

Wires route through the notch to the power bar below the surface. The power bar cable routes through the end gable to the power source. Looms provide cable management.



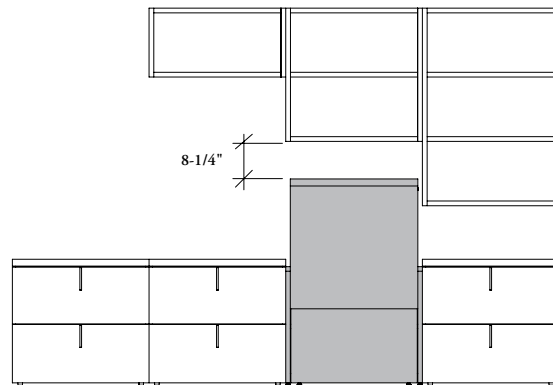
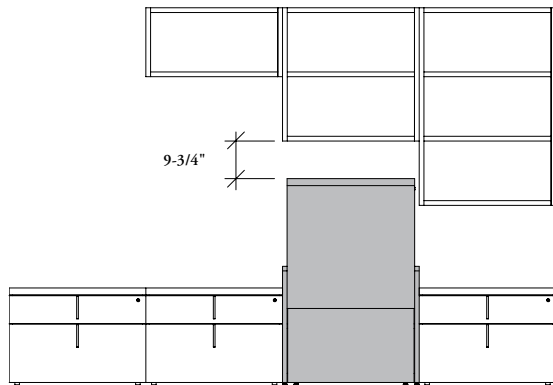
Looms manage loose cables

Cable route from the modesty notch into the power bar or through the credenza into a power source in the wall

planning with height-adjustable run-offs & storage

The following should be considered when planning with height-adjustable run-offs and wall mounted storage.

Wall-mounted storage must be mounted at the correct height when planned with the Height-Adjustable Run-Off to allow the run-off to raise to its full height. Please see the Credenza and Overhead Storage sections for storage details.

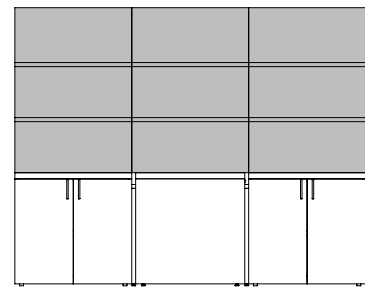
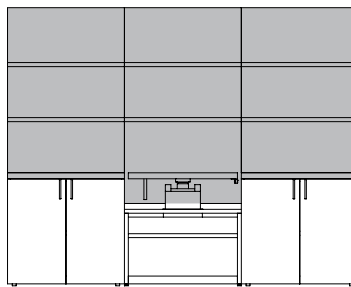
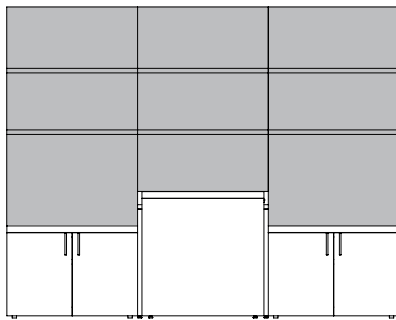


Low Credenza with Top (ZJNTH) or Low Credenza (ZJNRH)

- 9-3/4" (for low credenza with top)
- 11-1/4" (for low credenza) between the top of the run-off and the bottom of the storage

High Credenza (ZJNQH)

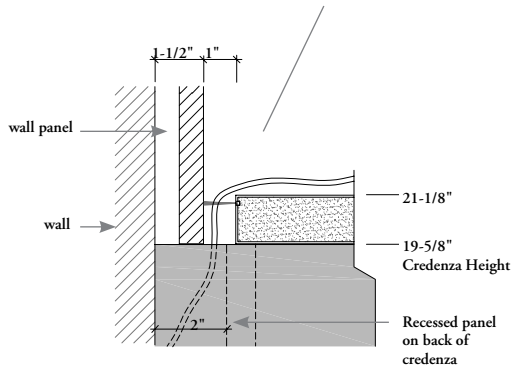
- 8-1/4" between the top of the run-off and the bottom of the storage



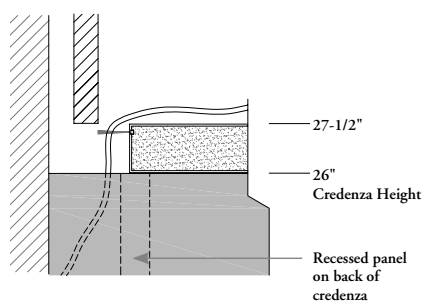
It is not recommended that low and high credenzas be mixed in the same configuration, as it will cause potential datum line issues with wall panels and overhead storage. All credenzas should be the same height.

planning with height-adjustable run-offs & wall panels

The following should be considered when planning with run-offs and wall panels.



A low credenza wall element extends to the top of the credenza.



A high credenza wall element does **not** extend to the top of the credenza, it will have a gap.

A filler strip is available to close the gap.

dossier storage overview

Dossier offers a variety of storage formats to provide a traditional or contemporary aesthetic.

below worksurface storage



Dossier below worksurface storage includes a variety of credenza configuration options including:

- Credenzas
- Height Adjustable Credenzas
- Credenza Tops that finish a credenza top or provide open knee spaces
- Credenza Panels that provide support and electrical access in Dossier workstations.
- Boardroom Credenzas

freestanding storage



Dossier freestanding storage complements Dossier below and above worksurface storage and includes:

- Mobile Pedestals
- Bookcases
- Combination Cabinets
- Wardrobes

Available in a variety of heights and depths to match Dossier datum heights and depths.

above worksurface storage




Dossier above worksurface storage mounts to the wall above a credenza top to provide above worksurface storage

- Wall Mounted Storage
- Wall Mount Panels

Available in a variety of heights and depths to match Dossier datum heights and depths.

dossier storage overview (continued)

stacking storage



Dossier stacking storage sit on a credenza top to allow for above worksurface storage without the need to fasten to the wall and includes:

- Open Cabinets
- Hinged Door Cabinets
- Hutches

Available in a variety of heights and depths to match Dossier datum heights and depths.

wall panels



Dossier wall panels mount to the wall above a worksurface to provide a unified wall configuration.

- Full Wall Panels
- Segmented Wall Panels
- Wall Panels with Shelves
- Combination Wall Panel with Shelves

Available in a variety of finishes and the option for shelves.

understanding credenzas

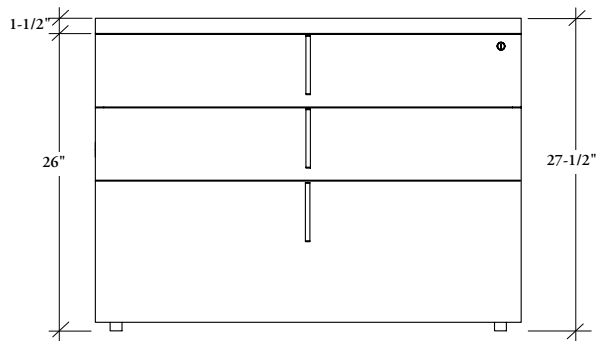
Dossier credenzas are available in a variety of heights and configurations to provide aesthetics and functionality.

high credenzas

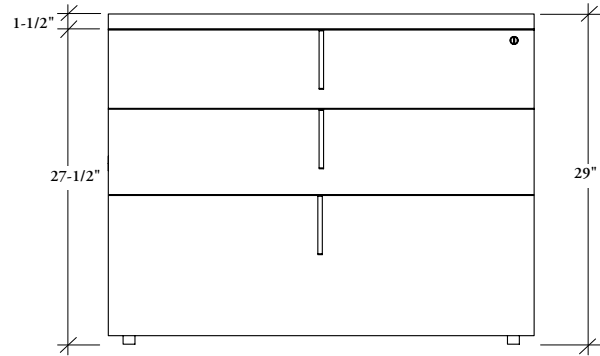
High credenzas have unfinished tops, so require a credenza top to complete the configuration.

Heights:

- 26" for an overall height of 27 1/2"
- 27-1/2" for an overall height of 29"



27-1/2" high credenzas are typically used when a Bridge or Run-Off overlaps the credenza.



29" high credenzas are typically used when a Bridge or Run-Off mounts flush to a credenza, or in freestanding applications.

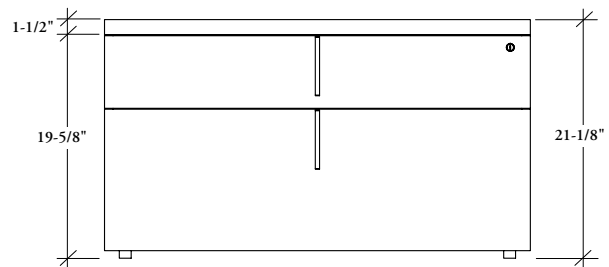
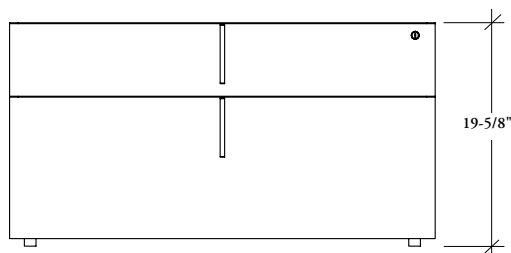
low credenzas

Low credenzas are available:

- with a finished top that does not require a credenza top
- with an unfinished top that requires a credenza top to complete the configuration

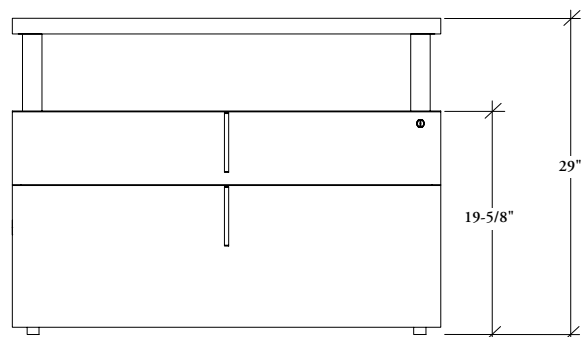
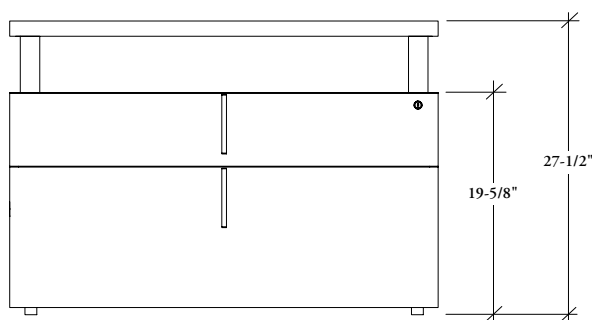
Heights:

- 19-5/8" with no credenza top
- 19-5/8" with a credenza top for an overall height of 21-1/8"



Are typically used

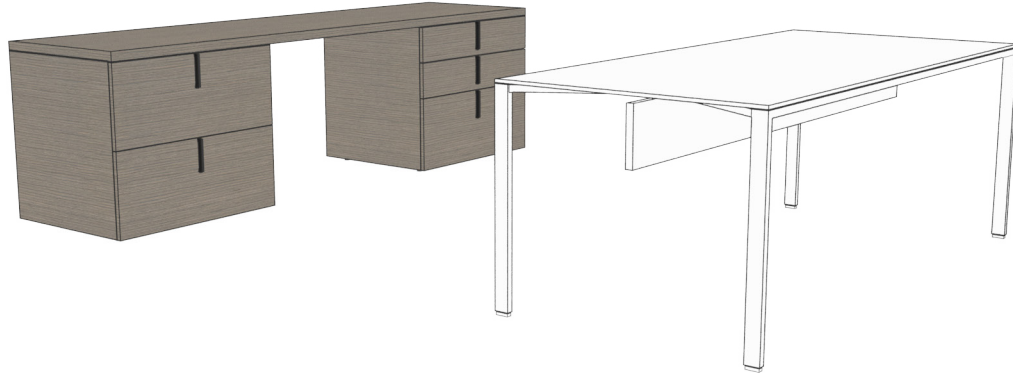
- with when a lighter aesthetic is desired
- with a worksurface with a spacer to fill the space between the worksurface and the credenza



Spacers are available to elevate the worksurface to the desired height.

credenza basics

Dossier Credenzas consist of a variety of storage units, supports and tops to create open or closed storage, knee spaces and electrical access.



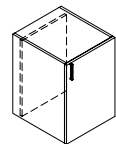
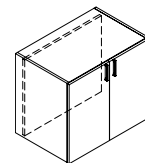
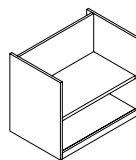
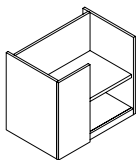
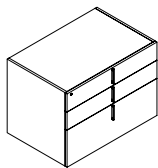
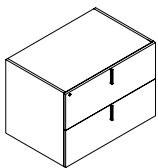
high units for use with credenza top

Cabinets do not have finished tops, so require a credenza top.

Heights:

- 26" (when used with a credenza top provides a 27-1/2" overall height)
- 27-1/2" (when used with a credenza top provides a 29" overall height)

Depths: 20" and 24"



Filing Cabinet – High, for use with Credenza Top (ZJJF)

- Configurations:
 - Box, box, file
 - File, file
- Widths: 18", 30" and 36"
- Counterweights:
 - Required in freestanding applications, not when components are ganged
 - 18" wide, one counterweight required
 - For 30" and 36" wide two counterweights required

Open Cabinet – High, for use with Credenza Top (ZJJC)

- Configurations:
 - Open shelves
 - Open shelves with 12" modesty filler
- Widths:
 - Open Configuration:
 - 15", 18", 30", 36" and 42"
 - Open with Modesty Filler Configuration:
 - 30", 36" and 42"
- Back Options:
 - Unfinished back inset 2" for wire management
 - 6" recessed back to allow for grommets or data/electrical modules

Cabinet with Doors – High, for use with Credenza Top (ZJJD)

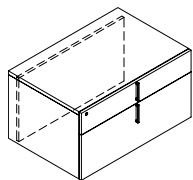
- Configurations:
 - Single door
 - Double door
- Widths:
 - Single Door: 15" and 18"
 - Double Door: 30", 36" and 42"
- Back Options:
 - Unfinished back inset 2" for wire management
 - 6" recessed back to allow for grommets or data/electrical modules

credenza basics (continued)

low units, 19-5/8" high

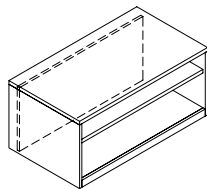
Cabinets have finished tops, so do not require credenza tops.

Depths: 20" and 24"



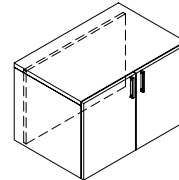
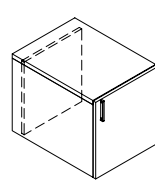
Box, File Cabinet – Low (ZJKB)

- Configurations: Box, file
- Widths: 18", 30" and 36"
- Back Options: Unfinished back inset 2" for wire management



Open Cabinet (ZJKC)

- Configurations: Open shelves
- Widths: 15", 18", 30", 36" and 42"
- Back Options:
 - Unfinished back inset 2" for wire management
 - 6" recessed back to allow for grommets or data/electrical modules



Cabinet with Doors – Low (ZJKD)

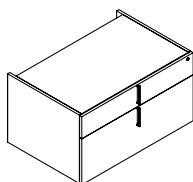
- Configurations:
 - Single door
 - Double door
- Widths:
 - Single Door: 15" and 18"
 - Double Door: 30", 36" and 42"
- Back Options:
 - Unfinished back inset 2" for wire management
 - 6" recessed back to allow for grommets or data/electrical modules

low units for use with credenza top, credenza top height 21-1/8"

The 19-5/8" high unit that does not have a finished top, a credenza top is required.

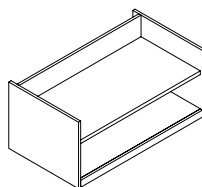
Heights: 19-5/8" (when used with a credenza top provides a 21-1/8" overall height)

Depths: 20" and 24"



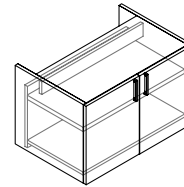
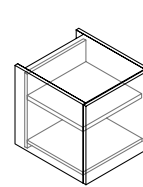
Box, File Cabinet – Low, for use with Credenza Top (ZJQB)

- Configurations: Box, file
- Widths: 18", 30" and 36"
- Back Options:
 - Unfinished back inset 2" for wire management



Open Cabinet – Low, for use with Credenza Top (ZJQC)

- Configurations: Open shelves
- Widths:
 - Open Configuration: 15", 18", 30", 36" and 42"
- Back Options:
 - Unfinished back inset 2" for wire management
 - 6" recessed back to allow for grommets or data/electrical modules




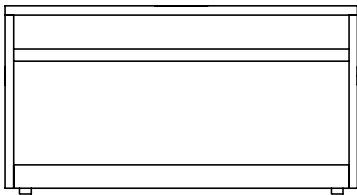
Cabinet with Doors – Low, for use with Credenza Top (ZJQD)

- Configurations:
 - Single door
 - Double door
- Widths:
 - Single Door: 15" and 18"
 - Double Door: 30", 36" and 42"
- Back Options:
 - Unfinished back inset 2" for wire management
 - 6" recessed back to allow for grommets or data/electrical modules

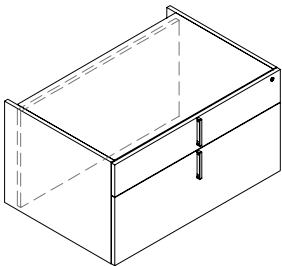
planning with credenzas

Low and high open cabinets are available with or without a top.

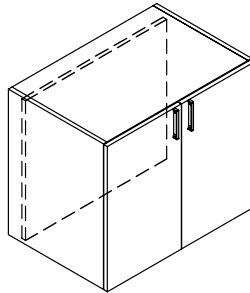
When a credenza top is used, it is recommended that the open cabinet with no top be used to avoid the aesthetic of two tops.



The low cabinet with no top is used when a credenza top is required, therefore avoiding the aesthetic of a double top thickness.



All storage units have a 2" recessed back to allow for wire management.



Several of the storage units have an option for a 6" recess for a grommet module or power bar.

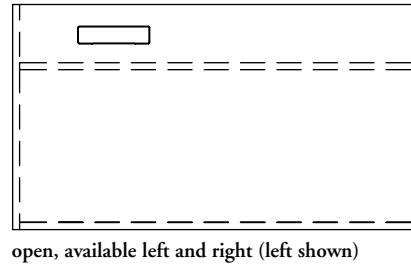
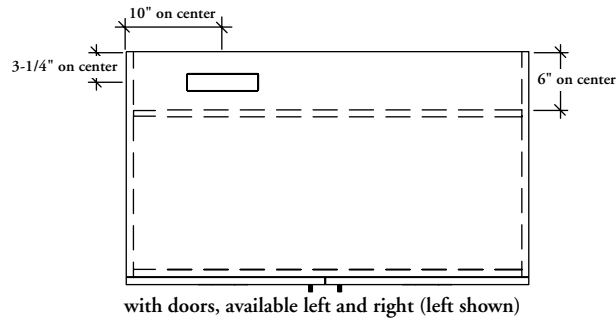
planning with low credenza grommets

The following should be considered when planning with low credenza grommets.

low credenza, finished case top

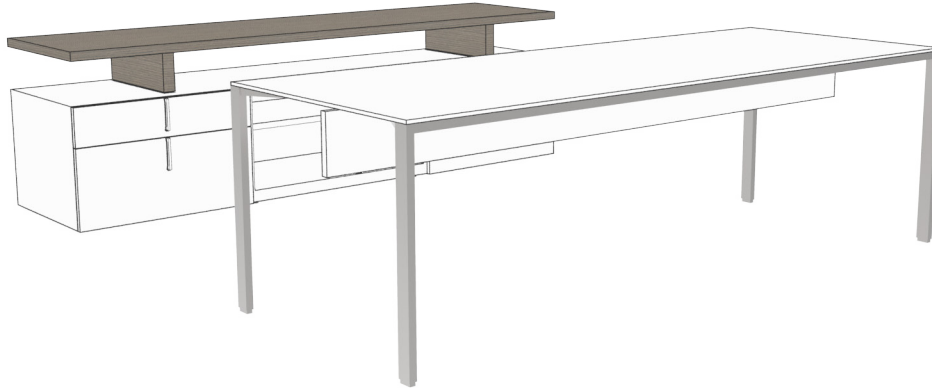
Low Cabinets are available with back panels in two locations:

- 2" from back which will accommodate cables
- 6" from back to accommodate data/electrical modules, rectangular and round grommets



credenza top & spacer basics

The Dossier Credenza Top finishes the top surface of a credenza with no top. Spacers provide a lighter aesthetic by raising the top above a low credenza.

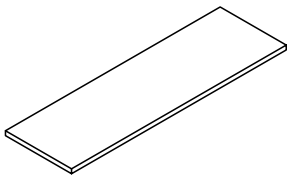


credenza top

Used to complete low and high credenza configurations on credenza units with no tops.

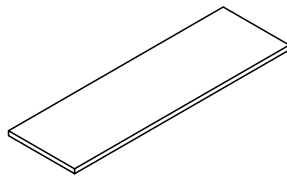
Widths: 15", 18" and 30" to 108" in 6" increments

Height: 1-1/2"



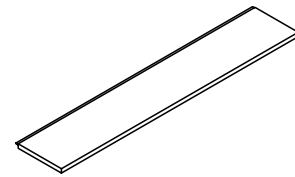
Credenza Top, Full Depth, No Wire Management Access (ZJACN)

- Depths: 20" and 24" deep to match credenza depths



Credenza Top – Full Depth (ZJAC)

- Depths: 20" and 24" deep to match credenza depths
- Grommet and Data Electrical Module Options:
 - Notches on back edge in one, two or three locations

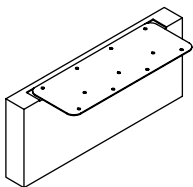


Credenza Top – Reduced Depth, for use with Wall Panels (ZJAD)

- Depths: 17-1/2" and 21-1/2" deep for use with Wall Panels
- Includes a 1" deep brush seal on the full length of the back edge to allow wires to pass from a wall panel to lower storage

credenza spacers

A Credenza Top can be installed at 27-1/2" or 29" high over a low credenza by using a Credenza Spacer. The spacer mounts between the top of the credenza and the underside of the Credenza Top to provide a lighter aesthetic.

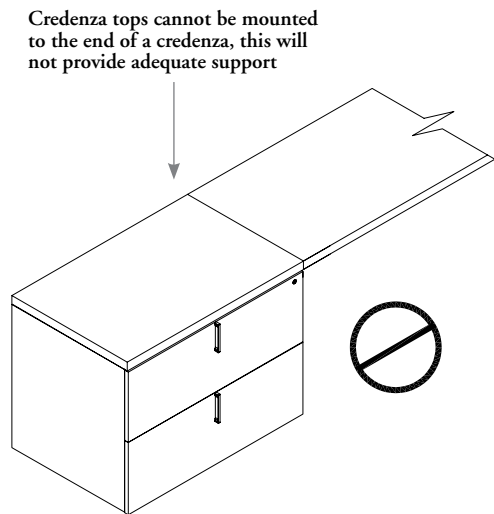


Spacer for Low Credenza (ZJAG)

- Configurations for credenza surface:
 - 29" high on storage without top
 - 29" high on storage with top
 - 27-1/2" on storage without top
 - 27-1/2" on storage with top

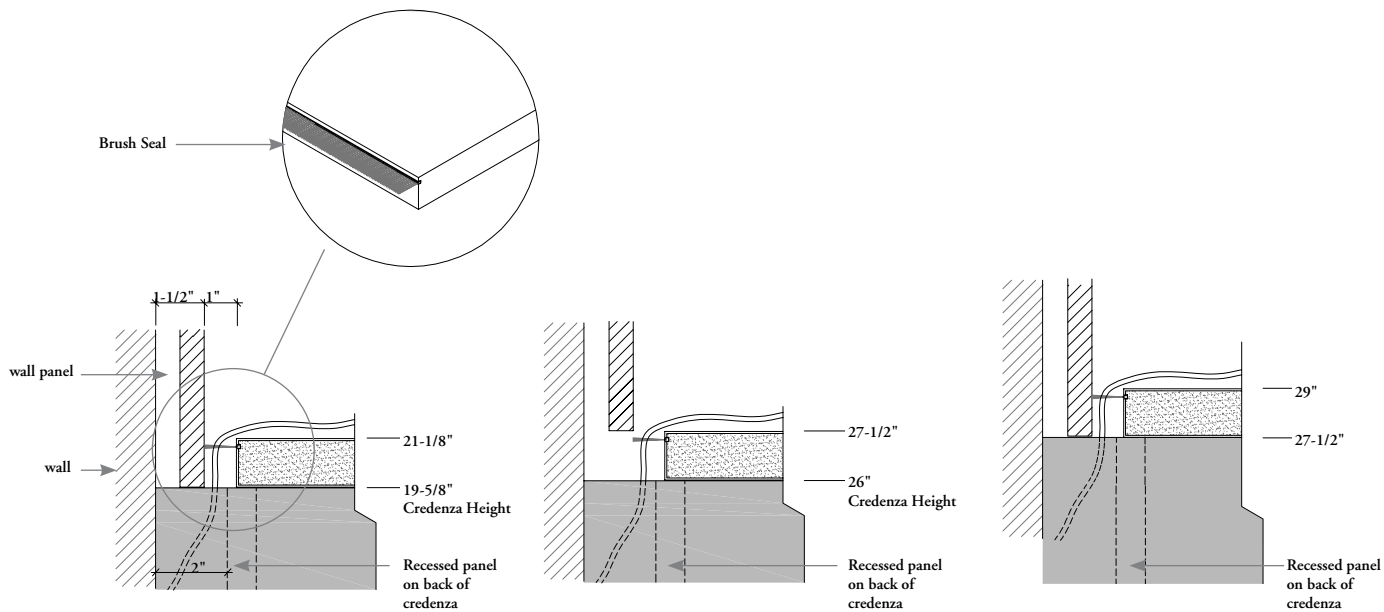
planning with credenza tops

The following should be considered when planning with Dossier Credenza Tops.



cable management

Reduced depth Credenza Tops are available 17-1/2" deep and 21-1/2" deep and include a brush seal, to allow the Dossier Wall Panel to extend beyond it and cables to route to storage below the Credenza Top.



Low Credenza

The wall panel extends to the top of the low credenza.

27-1/2" high credenza

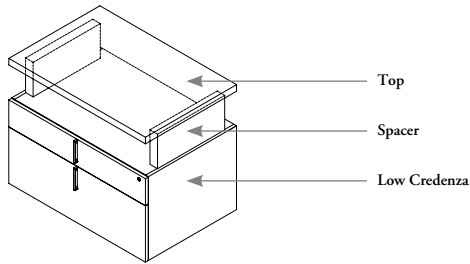
The wall panel extends to the top of the Credenza top, it does not extend down to the credenza.

29" high credenza

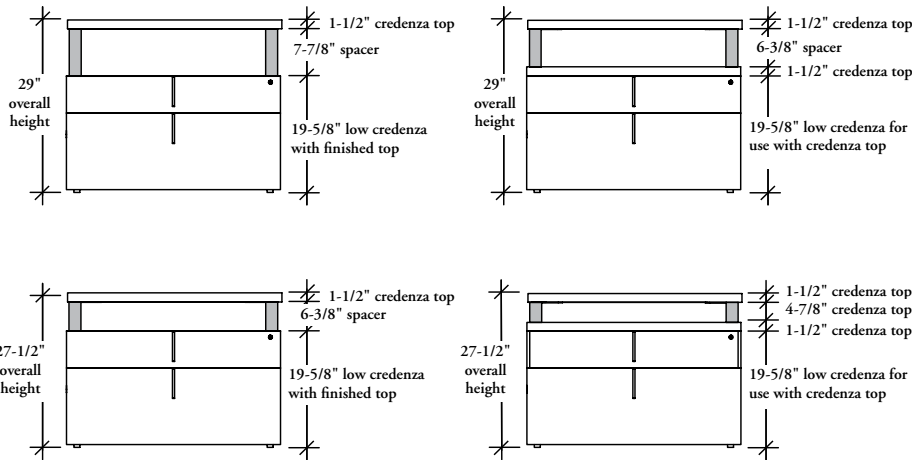
The wall panel extends to the top of the high credenza.

planning with credenza spacers

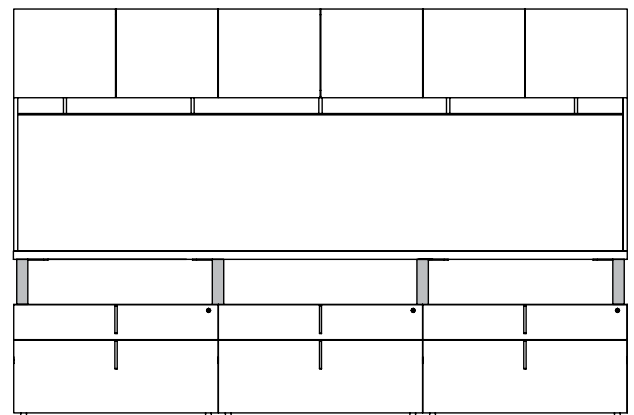
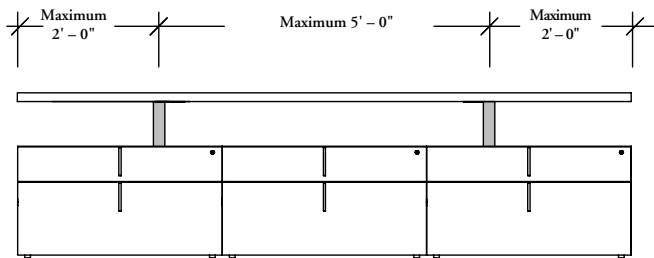
The following should be considered when planning with credenza spacers.



- Spacers are available in three heights:
 - 4-7/8"
 - 6-3/8"
 - 7-7/8"
- Four configurations can be achieved with these heights.



Spacers can be placed either left, right or centered on a unit.



When there is no requirement for vertical load transfer (nothing stacked on the credenza), the following spacer distances apply:

- maximum 2'-0" overhang
- maximum 5'-0" between spaces

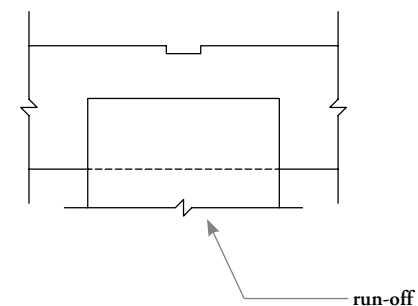
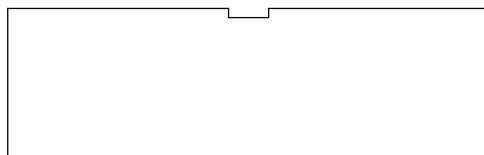
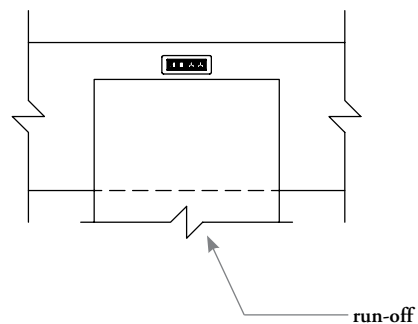

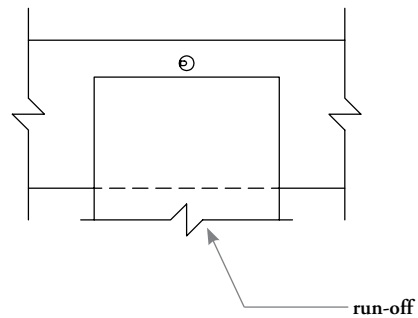

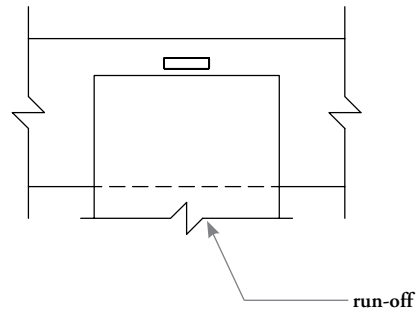

When there is a requirement for vertical load transfer (hutches, etc) spacers must be placed over the gables of a credenza unit

planning with credenza top grommets

The following should be considered when planning with credenza tops.

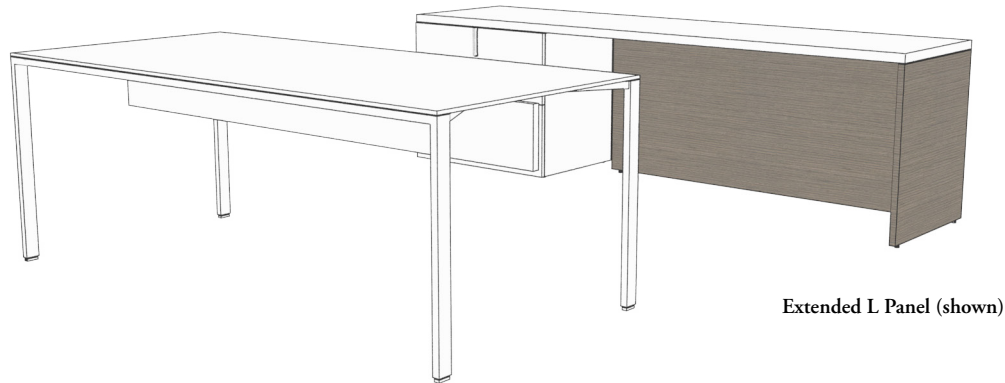
credenza top

- Credenza tops can accommodate cutouts for rectangular grommets, round grommet, data/electrical modules and surface notches
- The cut outs locations are compatible:
 - With a credenza top placed over a credenza run
 - With a Run-Off offset by 6"

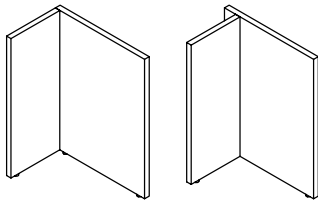


credenza panel basics

Dossier credenza panels are used to complete open spaces in a credenza. They support Credenza Tops, finish the end of a credenza run and provide access to electrical.

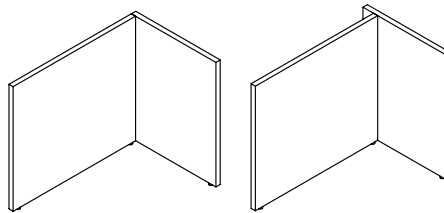


Extended L Panel (shown)



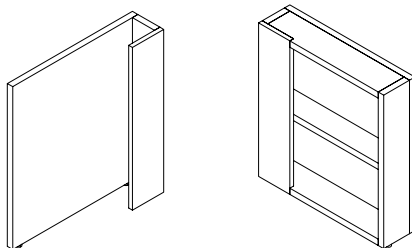
L Panel (ZJAL)

- Provides a full height end panel with a 12" return to support an open credenza configuration
- Depths: 20" and 24"
- Heights: 26" or 27-1/2"
- Return Options:
 - flush to the back of the panel
 - 2-1/2" inset for reduced depth credenza tops



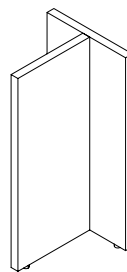
Extended L Panel (ZJAF)

- Provides an end panel and an extended width full height back panel to an open credenza configuration
- Depths: 20" and 24"
- Heights: 26" or 27-1/2"
- Widths: 30" to 66" in 6" increments
- Extended Back Panel Options:
 - flush to the back of the panel
 - 2-1/2" inset for reduced depth credenza tops



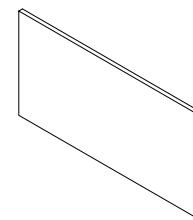
J Panel (ZJAJ)

- Provides a full height end panel to support a credenza top and as an attachment point for the Electrical Access Panel
- Shelving Options:
 - with shelves
 - without shelves
- Depths: 20" and 24"
- Heights: 26" or 27-1/2"
- Width: 6"



T Panel (ZJAT)

- Provides a full height intermediate support along a Credenza top run
- Depths: 12"
- Heights: 26" or 27-1/2"
- Width: 12"



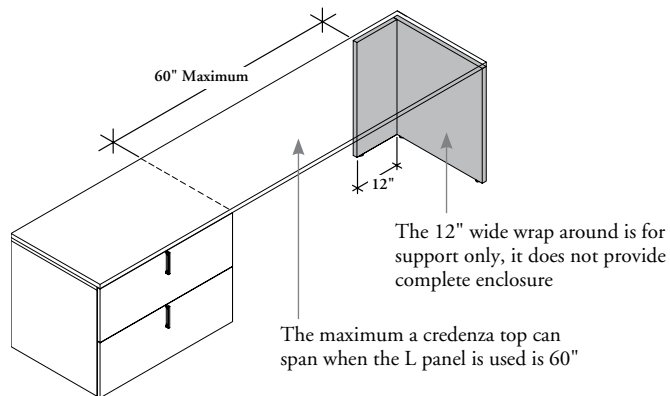
Electrical Access Panel (ZJAE)

- Used to finish open knee spaces between two cabinets or a cabinet and end panel to allow access to wall power
- Styles:
 - Standard (S) which is a solid panel with clips
 - With Doors (D) which has two doors that can be opened to access power
- Depth: 6"
- Height: 18-5/8" and 25" (1" shorter than adjacent credenzas to allow for cable access)
- Widths: 30" to 60" in 6" increments

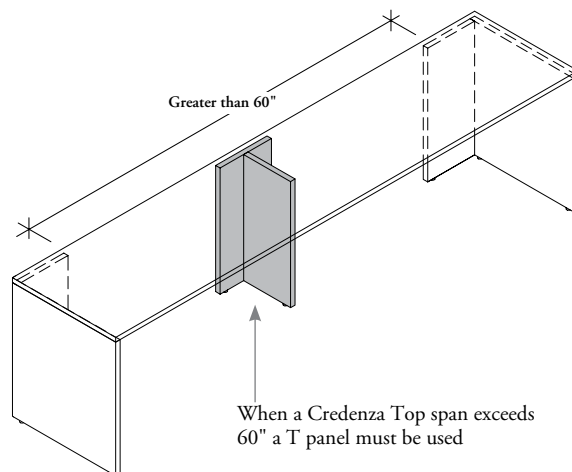
planning with credenza panels

The following should be considered when planning with Dossier credenza panels.

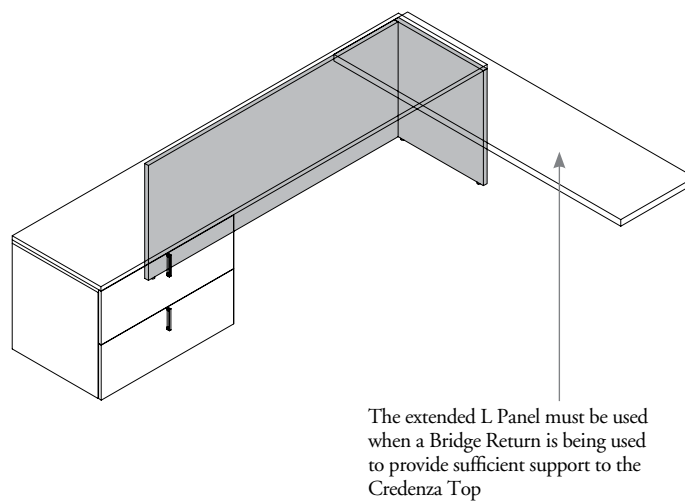
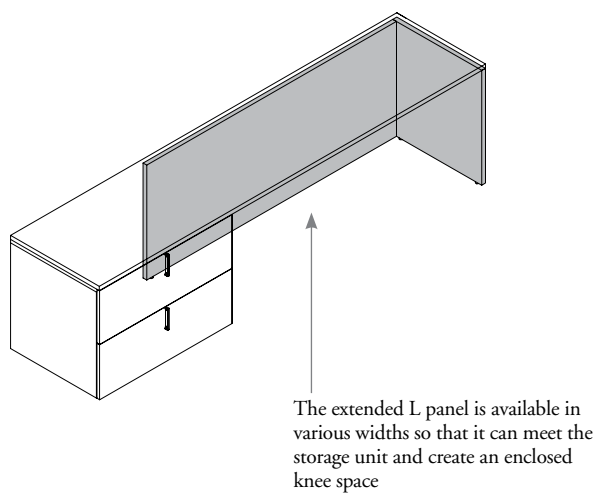
L panel



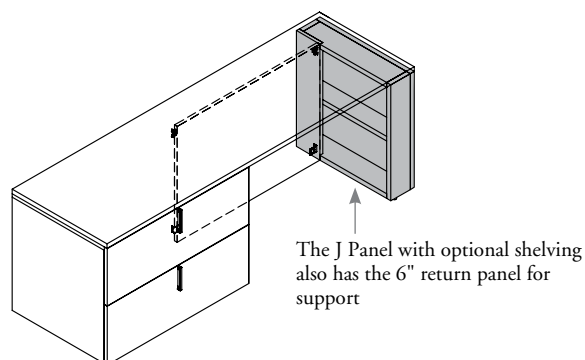
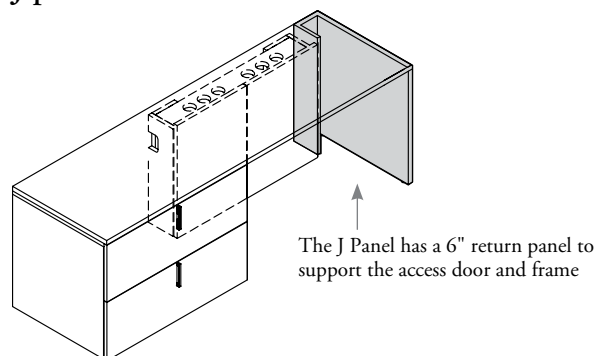
T panel



extended L panel



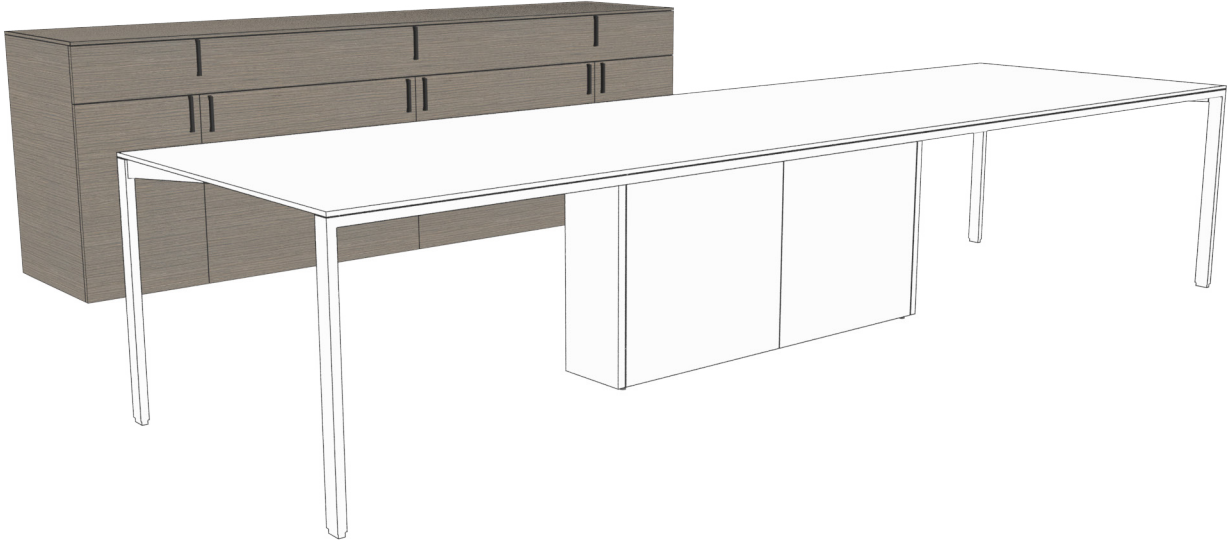
J panel



boardroom credenza basics

Dossier Boardroom Credenzas are complete credenza units that complement Dossier Boardroom Tables.

Boardroom Credenza, 1-1/2" Top, 36H with Doors and Drawers (ZJXD) shown



Dossier Boardroom Credenzas consist of a combination of doors and drawers and include the credenza top.

Heights: 29" and 36"

Depths: 20" and 24"

Widths: 60", 72", 90", and 108"

The credenza top is available in two thicknesses:
 • 1/2" thick, available in Flintwood, Veneer, Solid Surface and Backpainted Glass
 • 1-1/2" thick, available in Flintwood and Veneer

Grain Direction:

- Horizontal
- Vertical

Pull Style:

- Dossier Pull
- Rectangular Pull

Drawer box finishes:

- Ebony
- Maple

Lock Options:

- With lock
- Without lock

Case finish:

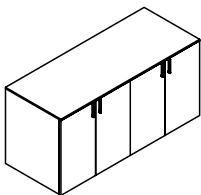
- Flintwood
- Veneer

Top finishes:

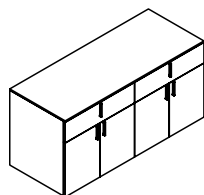
- Flintwood, Veneer, Solid Surface and Backpainted Glass

Pull finishes:

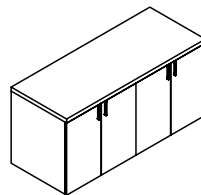
- Paint, Satin Nickel



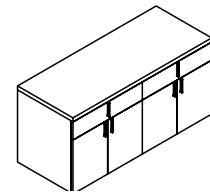
Boardroom Credenza, 1/2" Top, 29H with Doors (ZJXA)



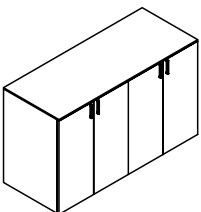
Boardroom Credenza, 1/2" Top, 29H with Doors and Drawers (ZJXB)



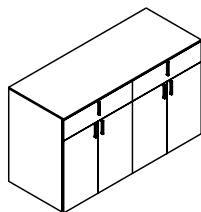
Boardroom Credenza, 1-1/2" Top, 29H with Doors (ZJXC)



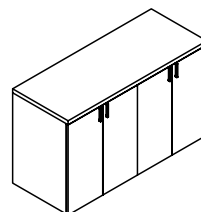
Boardroom Credenza, 1-1/2" Top, 29H with Doors and Drawers (ZJXD)



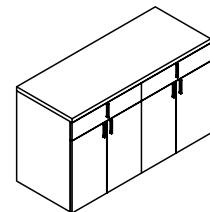
Boardroom Credenza, 1/2" Top, 36H with Doors (ZJYA)



Boardroom Credenza, 1/2" Top, 36H with Doors and Drawers (ZJYB)



Boardroom Credenza, 1-1/2" Top, 36H with Doors (ZJYC)





Boardroom Credenza, 1-1/2" Top, 36H with Doors and Drawers (ZJYD)

planning with boardroom credenzas

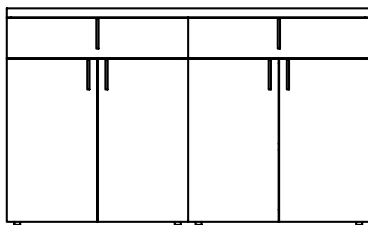
The following should be considered when planning with Boardroom Credenzas.

- Two top thicknesses are available on the credenza
 - 1/2"
 - 1 1/2"

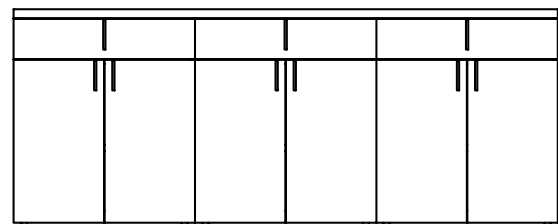
The overall height is to the top of the credenza top, regardless of its thickness.



Boardroom Credenzas are available with two or three storage sections depending on the size specified.



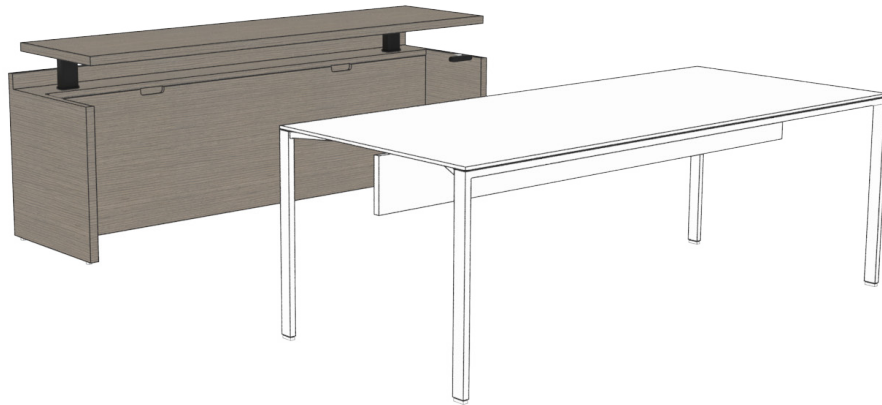
- The 60" and 72" wide credenzas have two storage sections:
- Each section will consist of two doors
 - If drawers are specified, each section will have one drawer



- The 90" and 108" wide credenzas have three storage sections:
- Each section will consist of two doors
 - If drawers are specified, each section will have one drawer

height-adjustable credenza basics

Dossier Height-Adjustable Credenzas provide a similar aesthetic to the Height-Adjustable Desk, but in a smaller scale to match Dossier credenza depths.



Height-Adjustable Credenzas sit against a wall and can be used freestanding or in a credenza run

- Include electrical access panels but no credenza storage units

Depths:

- 20" and 24", gables will match table depth
- 30" table top will extend 6" beyond the gable

Widths: 48" to 84" in 6" increment

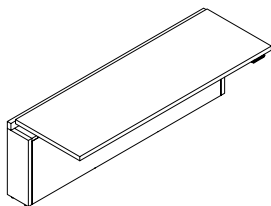
Height Adjustment Range: 27-1/2" high to 48-1/2"

Gable Support Options:

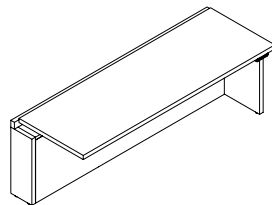
- No gables
- Left or right gable
- Gables on both sides

Grommet Options:

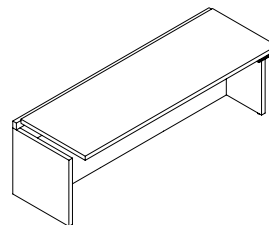
- Rectangular or round
- Left, right or center mounted



No Gables/Center Application



Left/Right Gable/End Application



Both (two Gables)/Modular Application

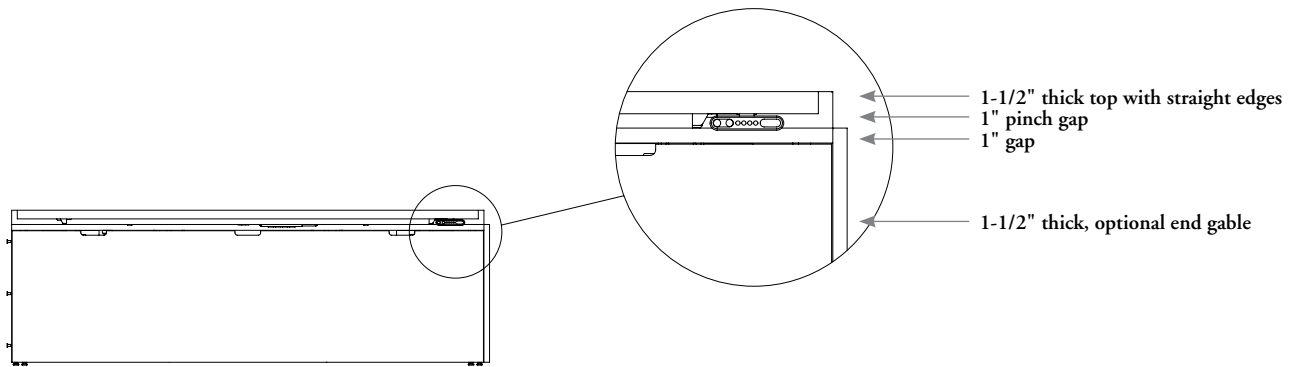
Height-Adjustable Credenza (ZJHC)

Gable Options:

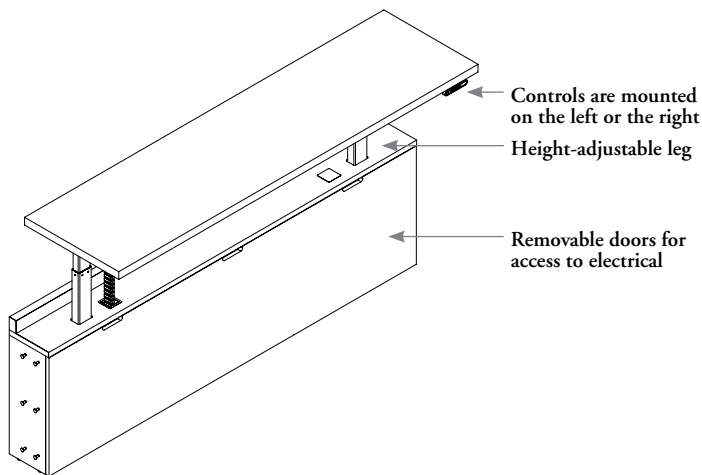
- No gables; to be anchored between two credenza storage units
- Left or right gable; for end applications with support from one credenza storage unit on the opposite side of the gable
- Gables on both sides; for modular or freestanding applications and does not need to be anchored to any storage

planning with height-adjustable credenzas

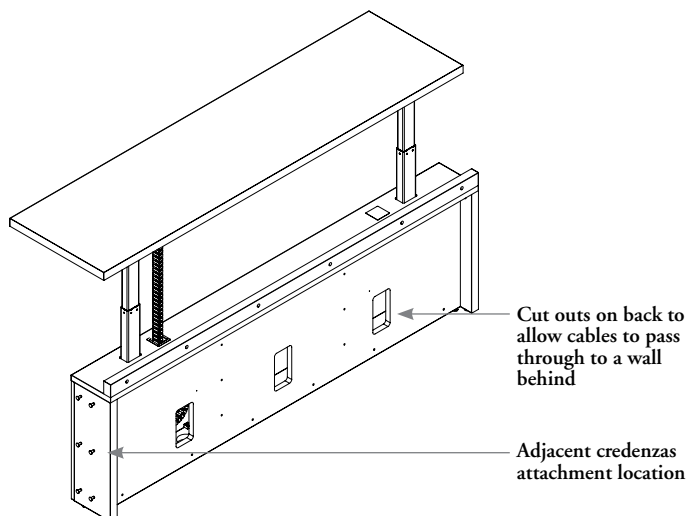
The following should be considered when planning with Dossier Height-Adjustable Credenzas.



height-adjustment mechanism

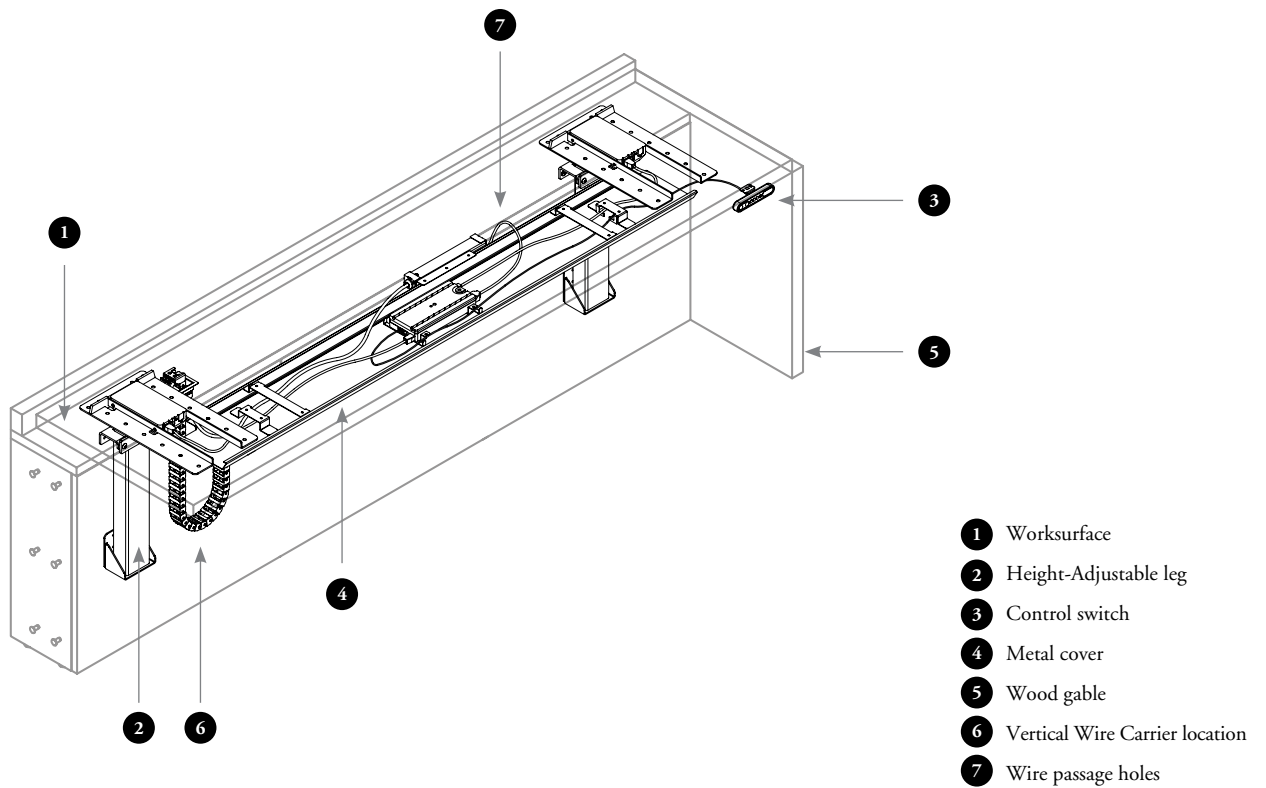


cable routing

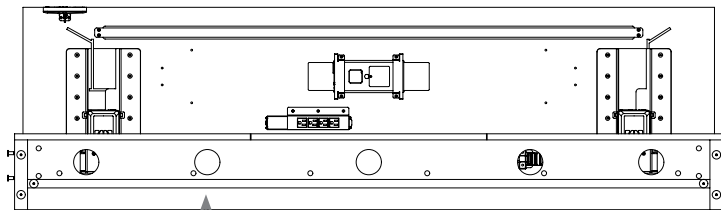


planning with height-adjustable credenzas (continued)

The following outlines the wire management components of the Dossier Height-Adjustable Credenza.



grommets



Wires route through the credenza top grommet to inside of the electrical access panel.
(viewed from bottom)

freestanding storage basics

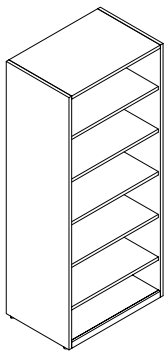
Dossier provides a variety of freestanding storage components to complete a Dossier suite, including bookcases, wardrobes and pedestals.



Heights: 70" and 84" to align with mounted storage heights

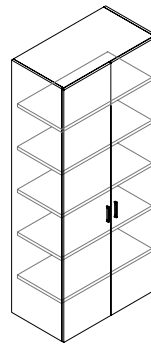
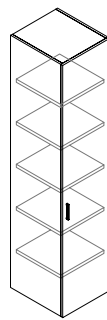
Depths:

- 12" and 15-1/2" to align with wall mounted storage depths (the 12" deep is not ideal for binders, the interior clearance is 11-1/2")
- 20" and 24" d to align with credenzas



Full-Height Bookcase (ZJCB)

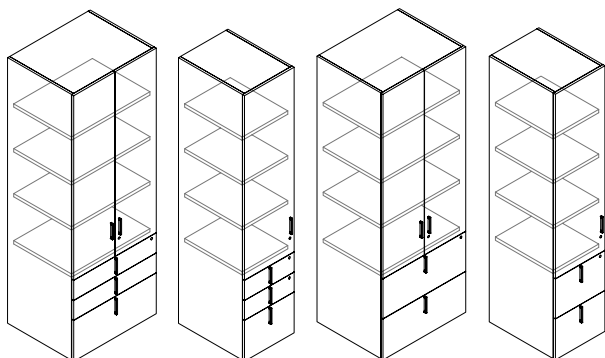
- Bookcases are open with shelves
- Backs are unfinished
- Widths: 15", 18", 30", 36" and 42"



Full-Height Cabinet (ZJCD)

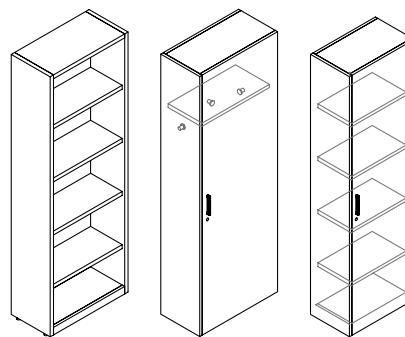
- Full Height Cabinets are closed with Shelves
- Backs are unfinished
- Widths:
 - Single door units: 15" and 18" and are handed
 - Double door units: 30", 36" and 42" and are not handed

freestanding storage basics (continued)



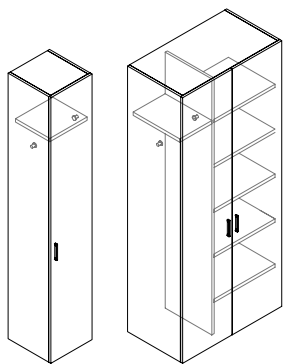
Full-Height Combination Cabinet (ZJCC)

- Combination Cabinets contain box and file storage as well as closed storage with shelves
- Backs are unfinished
- Widths:
 - Single door: 18" and are handed
 - Double door: 30" and 36" and are not handed
- Depths: 20" and 24" only
- Filing Configurations:
 - box/box/file
 - file/file
- Two datum heights are available on the box/file section to align with credenza datum heights: 27-1/2" and 29"w



Full-Height Side Open Cabinet (ZJCS)

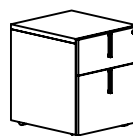
- Side Open Cabinets are used at the end of a configuration and face to the side
- Backs are finished
- Configurations:
 - open with shelves to be used as a bookcase
 - with a door and one shelf to be used as a wardrobe
 - with a door and shelves
- Widths: 20" and 24"
- Depth: 12"



Full-Height Wardrobe (ZJCW)

- Wardrobes are forward facing and provide coat storage
- The backs are unfinished
- Configurations:
 - single door wardrobe
 - double door wardrobe
 - combination unit with wardrobe and shelves
 - with a door to be used and one shelf to be used as a wardrobe
 - with a door and shelves
- Width: 15", 18", 30", 36", 42"
- Depths: 15", 20", and 24"

mobile pedestal



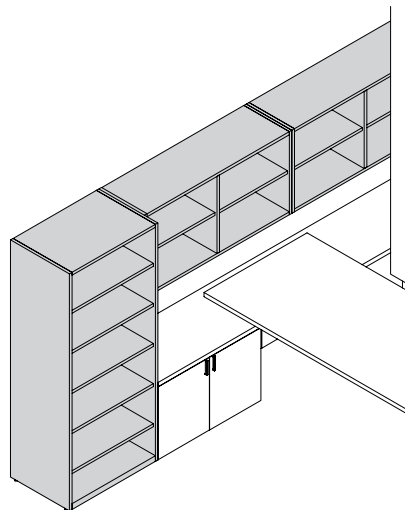
Mobile Pedestal (ZJAM)

- Provides a mobile alternative to a credenza
- **Cannot** be used to support a credenza top
- Width: 18"
- Depths: 20"

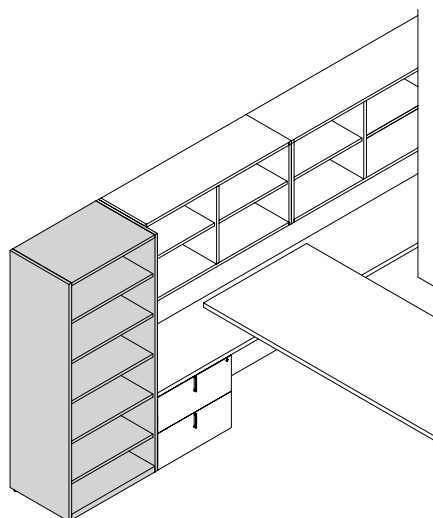
planning with freestanding storage

The following should be considered when planning with Freestanding Storage.

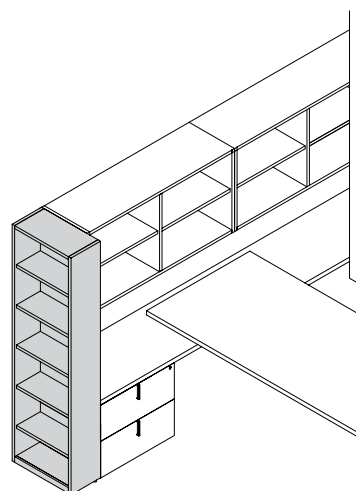
Freestanding storage heights match the heights of wall panels, overheads and stacking.



Freestanding storage is available for front and side opening configurations and must be used in their proper orientation.



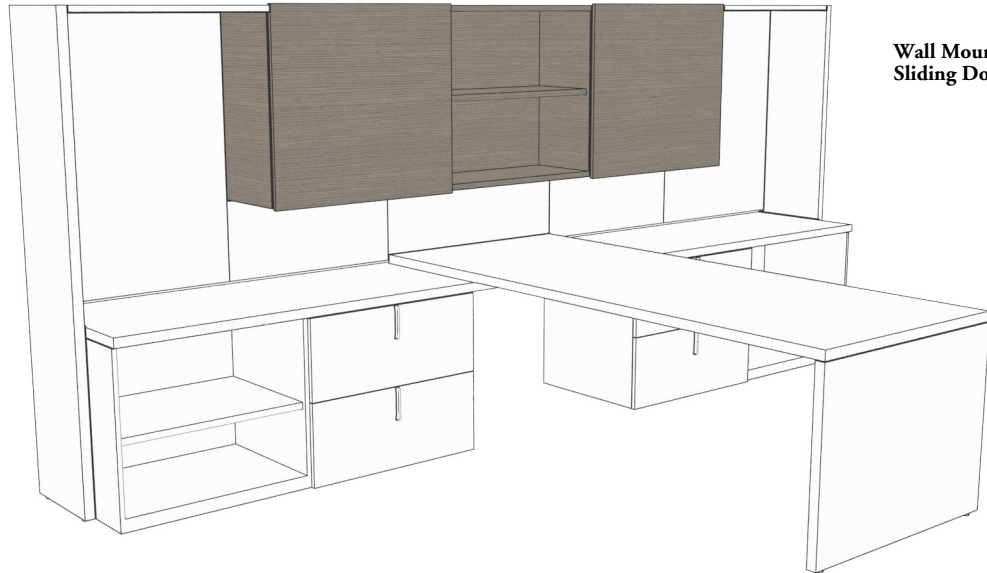
Front facing units do **not** have finished backs, so must be used with the back against the wall.



Side facing units **do have** finished back and are intended to face sideways where the back will be visible.

wall mount storage basics

Dossier provides a variety of wall mounted components that work together with Freestanding Storage and Wall Panels.

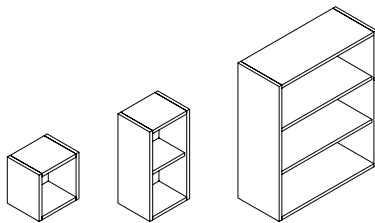


Wall Mounted Storage – Double Sliding Door (shown)

Mounted storage are sized for use with wall panels.
Available with one, two or three openings depending on width
Configurations:
• Open
• Closed
• Closed with sliding doors

All are available with an optional cubby shelf
Heights:
• One-high: 15-1/8" overall with a 13-1/8" opening
• Two-high: 29-1/4" overall with two 13-1/8" openings
• Three-high: 43-3/8" overall with three 13-1/8" openings

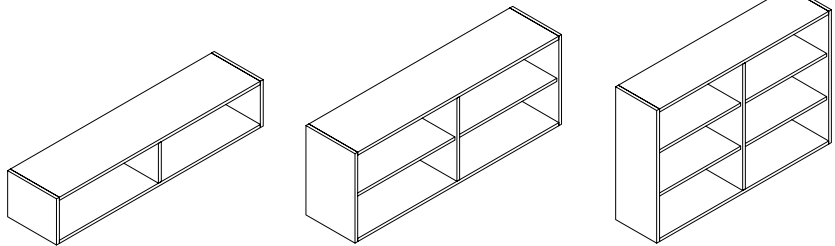
Optional Under Cabinet Light Widths: 29", 39" and 50"



Wall Mounted Storage – Open (ZJMO)

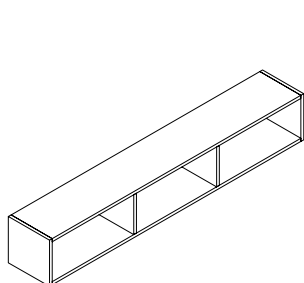
one opening

Widths: 15", 18", 30", 36", 42"



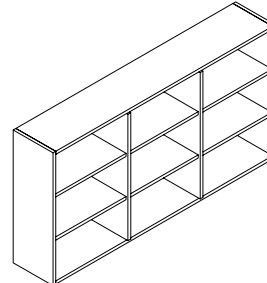
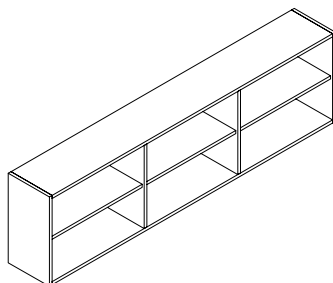
two openings

Widths: 48" to 78" in 6" increments



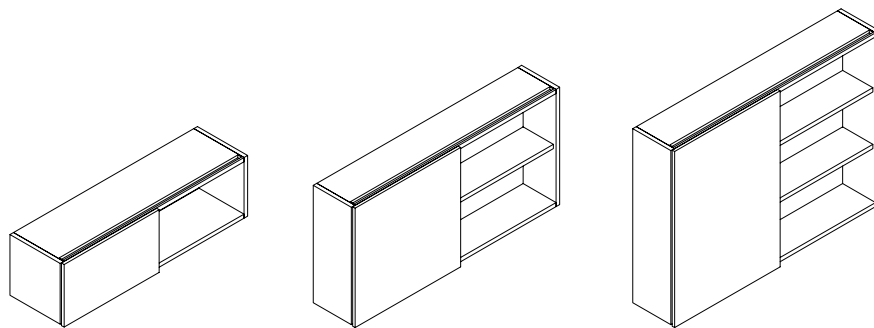
three openings

One and Two-high configuration:
Widths: 84" to 108" in 6" increments



Three high configuration:
Width: 84"

wall mount storage basics (continued)



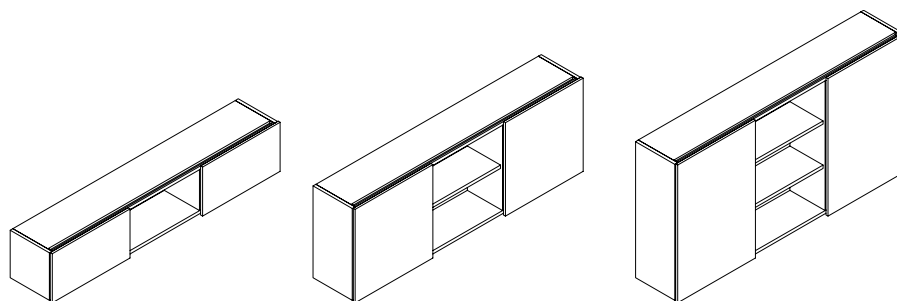
Wall Mount Storage – Single Sliding Door (ZJMS)

two openings

One-high configurations:
 Depths: 15-1/2" and 18-1/2"
 Widths: 54"-84" in 6" increments

Two-high configurations:
 12" deep: 60"-84"
 15" & 18" deep: 54"-84"

Three-high configurations:
 12" deep: 60", 72", 84"
 15" deep: 54"-84"



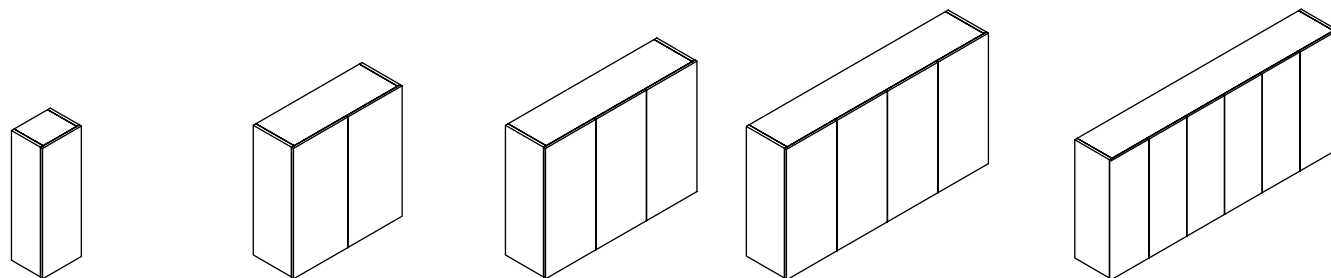
Wall Mount Storage – Double Sliding Door (ZJMD)

three openings

One and Two-high configurations:
 Depths: 15-1/2" and 18-1/2"
 Widths: 84" to 108" in 6" increments

Three-high configuration:
 Depths: 15-1/2"
 Widths: 84"

Cubby shelf:
 Depths: 15 (15-1/2")



Wall Mount Storage – Hinged Doors (ZJMH)

Single door configuration:
 Depths: 12", 15-1/2" and 18-1/2"
 Widths: 15" and 18"
 Handed complete with one lock

Two door configurations:
 Depths: 12", 15-1/2" and 18-1/2"
 Widths: 30", 36" and 42"
 Complete with one lock

Three door configurations:
 Depths: 15-1/2" and 18-1/2"
 Widths: 48" and 54"
 Complete with two locks

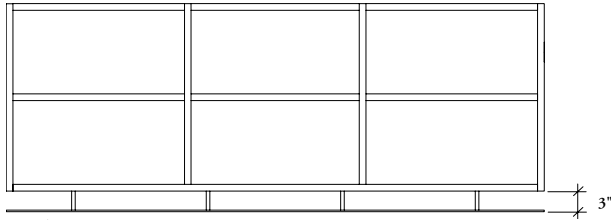
Four door configurations:
 Depths: 15-1/2" and 18-1/2"
 Widths: 60" to 78" in 6" increments
 Complete with two locks

Six door configurations:
 Depths: 15-1/2" and 18-1/2"
 Widths: 84" - 108" in 6" increments
 Complete with three locks

planning with wall mount storage

The following should be considered when planning with Wall Mounted Storage.

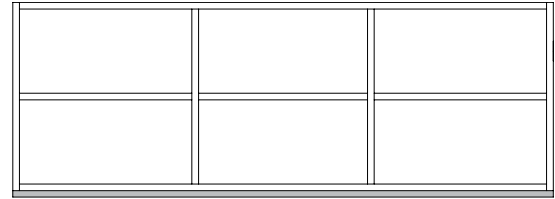
Over the cubby



Cubby Shelf

- The shelf suspends 3" below the bottom of the cabinet to provide additional storage cubbies
- The shelf **cannot** accommodate a light below
- Shelf Finish Options:
 - Wood
 - Solid surface
 - Glass

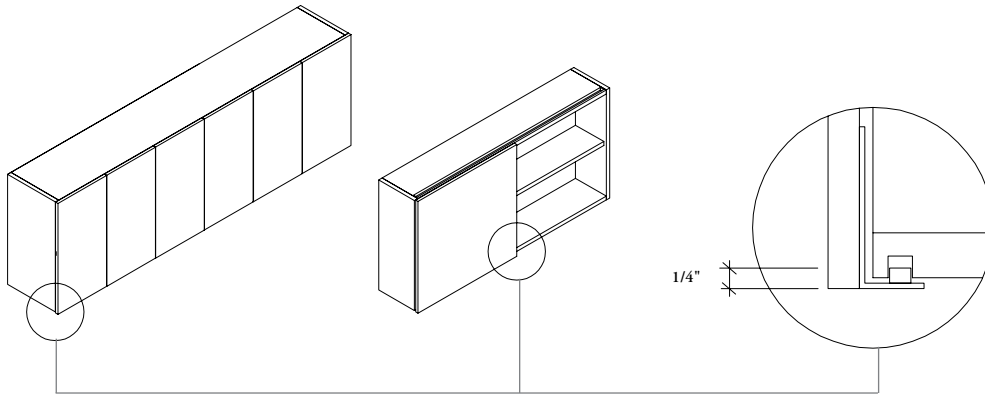
Valance and Light



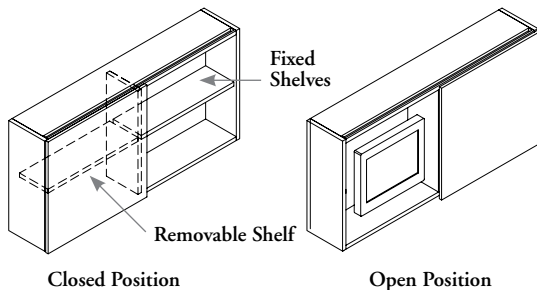
Valance and Light

- The valance mounts below the overhead storage to conceal a below storage light

Doors on cabinets do **not** have handles, the door is 1/4" lower than the bottom of the cabinet, creating a door pull.



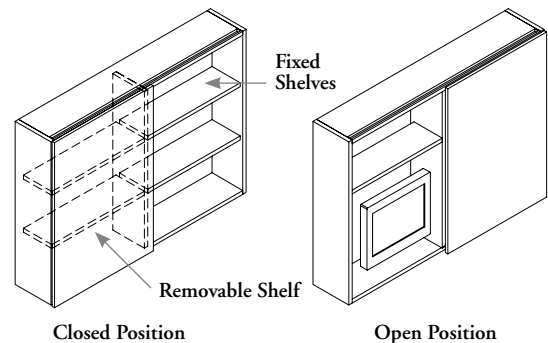
On two-high single sliding door units, the open side of the unit has a fixed shelf and the closed side with door has one removable shelf to allow for the mounting of a computer screen inside the cabinet.



Closed Position

Open Position

On three-high single door sliding door units, the open side of the unit has two fixed shelves and one fixed and one removable shelf to allow for the mounting of a computer screen inside the cabinet.



Closed Position

Open Position

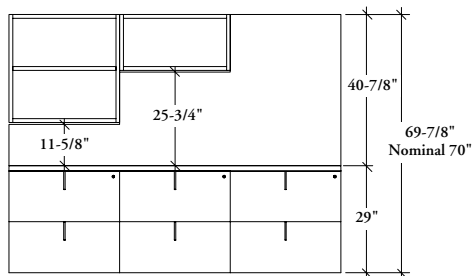
planning with wall mount storage (continued)

Wall Mounted Storage Mounts above low and high credenzas.

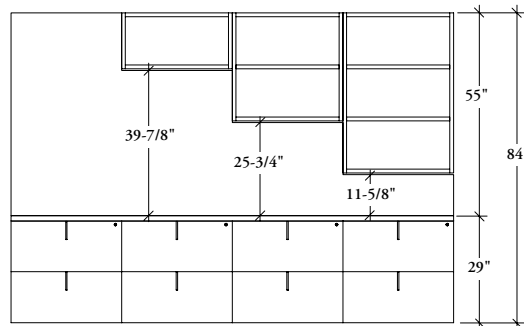
Recommended Heights:

- 70" datum - one and two high cabinets
- 84" datum - one, two and three high cabinets

High credenza at 29" high

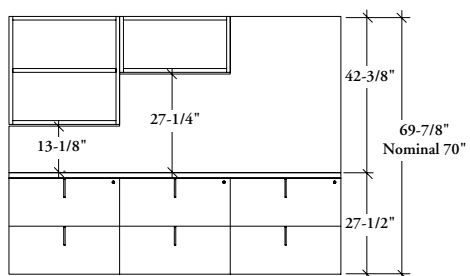


70" High Configuration

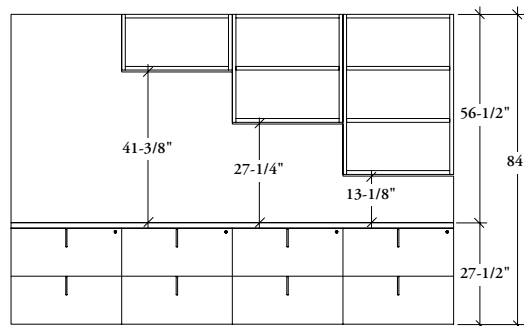


84" High Configuration

High credenza at 27" high

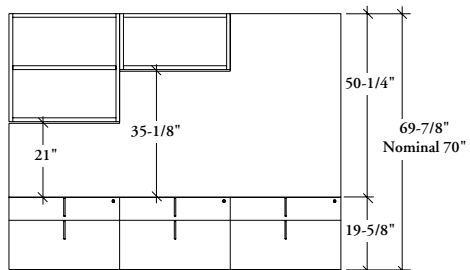


70" High Configuration

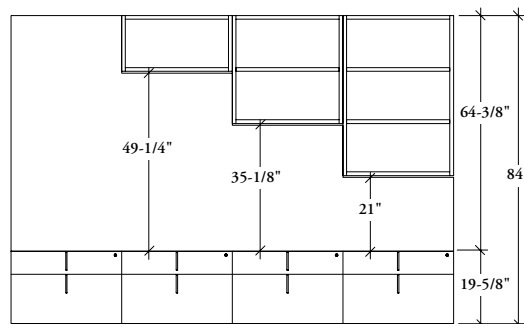


84" High Configuration

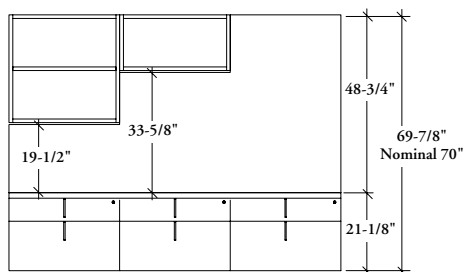
Low credenza



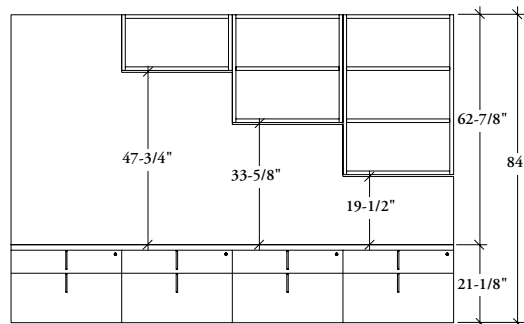
70" High Configuration



84" High Configuration



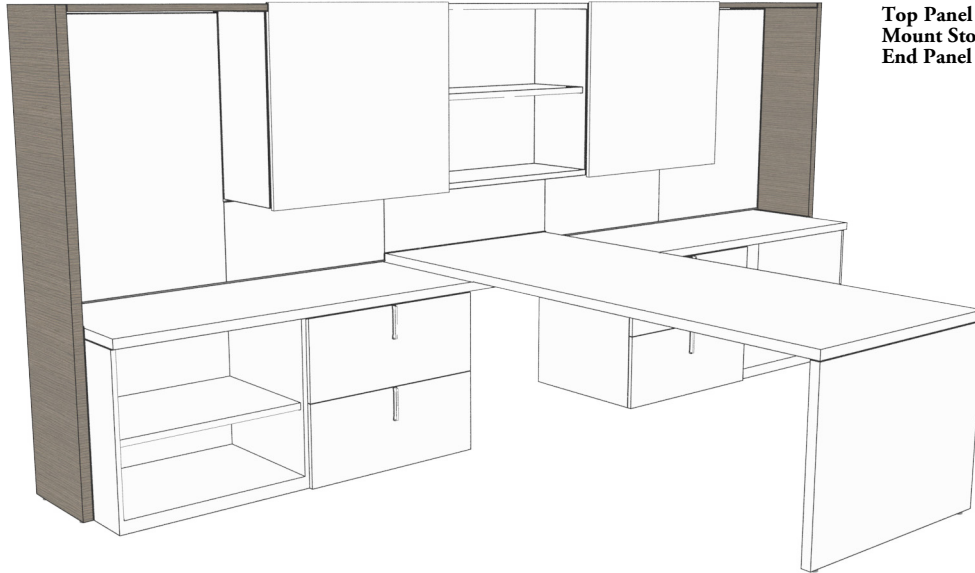
70" High Configuration



84" High Configuration

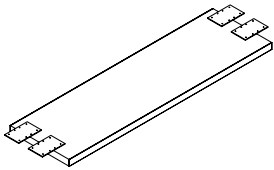
top & end panel basics

Dossier offers top and end panels that complete a wall mounted configuration.



Top Panel for use with Wall Mount Storage and Full Height End Panel (shown)

End panel configurations consist of Top Panels and End Panels.



Top Panel for use with Wall Mount Storage (ZJWT)

- Mounts horizontally to a Full Height End Panel and Wall Mounted Storage
- Depths:
 - 10-1/2", 12", 14", 15-1/2"
- Widths:
 - 15", 18", 30", 36", 42" and 48" (include brackets for attaching to the Full Height End Panel and the adjacent overhead storage)



Full-Height End Panel (ZJWE)

- Mounts vertically to a Top Panel to provide a finished end to a wall mounted configuration
- Depths: 12" and 15-1/2"
- Heights: 70" and 84"

stacking storage basics

Dossier provides a variety of stackable storage components that work together with Wall Mounted and Freestanding Storage.



Stack on Storage – Hinged Door & Open (shown)

Stacking storage sits on a credenza surface to provide above worksurface storage.

Configurations:

- Open with fixed shelves
- Closed with hinged doors and adjustable shelves

• Heights:

70" high datum application

- 42-3/8" case for use on a 27-1/2" high credenza

- 40-7/8" case for use on a 29" high credenza

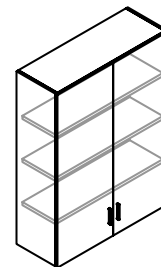
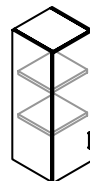
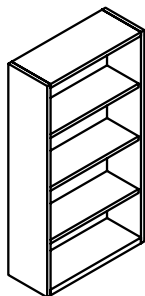
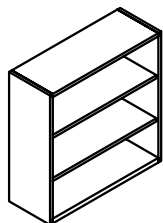
84" high datum application

- 56-1/2" case for use on a 27-1/2" high credenza

- 55" case for use on a 29" high credenza

- Depths: 12" and 15-1/2" to match overhead storage depths

- Widths: 15", 18", 30", 36" and 42"



Stack On Storage – Open (ZJSO)

- 70" overall datum height
- Widths: 15", 18", 30", 36" and 42"
- 84" overall datum is not available in 15 or 18" widths
- Widths: 15", 18", 30", 36" and 42"

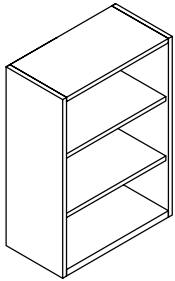
Stack On Storage – Hinged Doors (ZJSD)

- 70" overall datum height
- Widths: 15", 18", 30", 36" and 42"
- Single Door units are handed
- 84" overall datum height
- Widths: 15", 18", 30", 36" and 42"
- Double Door units are not handed

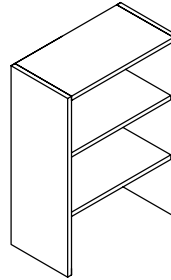
planning with stacking storage

The following should be considered when planning with Stacking Storage.

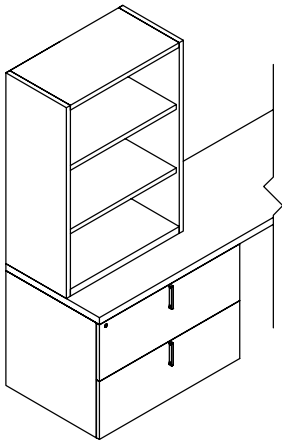
Stacking Storage units have different bottom shelf profiles, depending on the height of credenza that they are used with. This allows the shelf heights to align with freestanding and wall mounted storage.



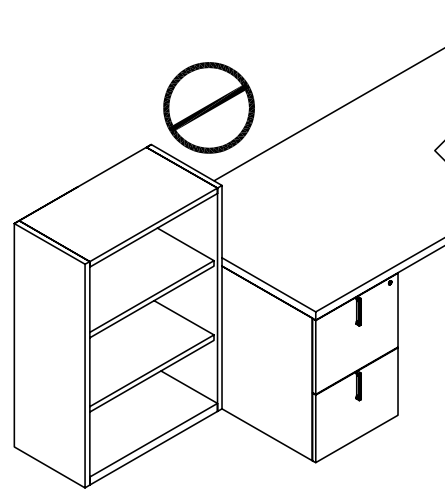
Units that sit on 27-1/2" credenza tops have a 1-1/2" base.



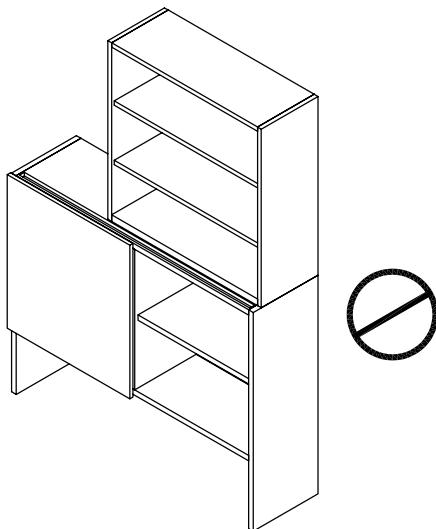
Units that sit on 29" credenza tops have no base.



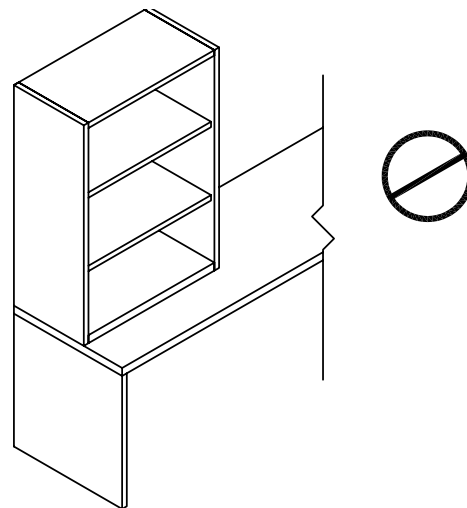
Stackers must be stacked onto a credenza.



Stackers **cannot** start from the floor.



Stackers **cannot** be stacked on Hutches, Pedestals or other stackers.



Stackers **cannot** be stacked over open knee spaces for structural purposes.

hutch storage basics

Dossier Hutches sit on a credenza and provide an alternative to wall mounted storage.



Hutches match the Dossier datum heights of 70" and 84" high.

Configurations:

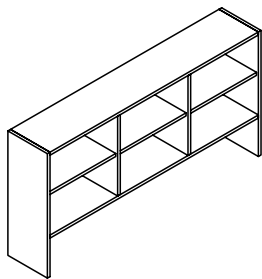
- Open
- Sliding doors
- Closed storage with hinged doors

Heights:

- 70" high datum application
 - 42-3/8" case for use on a 27-1/2" high credenza
 - 40-7/8" case for use on a 29" high credenza
- 84" high datum application
 - 56-1/2" case for use on a 27-1/2" high credenza
 - 55" case for use on a 29" high credenza

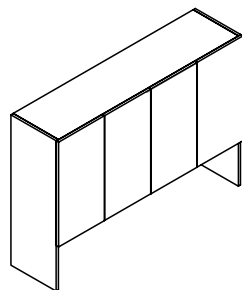
Widths: 30" to 108" in 6" increments

Depths: 15-1/2"



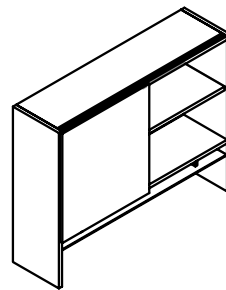
Hutch – Open (ZJHO)

- Widths: 30" to 108"
- Three-high is available for the 84" height only.



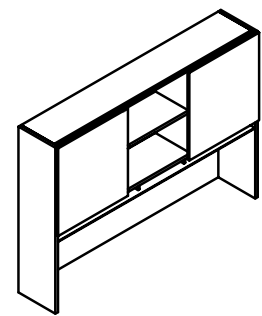
Hutch – Hinged Doors (ZJHH)

- Widths from 30" to 108"
 - 30" to 42" have two doors with one lock
 - 48" to 54" have three doors with two locks
 - 60" to 78" have four doors with two locks
 - 84" to 108" have six doors with three locks
- Three-high is available for the 84" height only, in width 84"



Hutch Storage – Single Sliding Door (ZJHS)

- Three-high is available for the 84" height only, in widths of 60", 72", and 84" wide
- There are no lock options



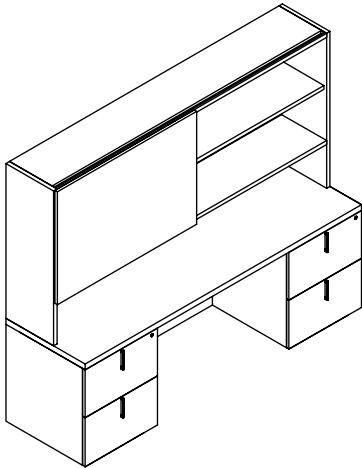
Hutch – Double Sliding Doors (ZJHD)

- There are no lock options
- Three-high is available for the 84" height only, in width 84"

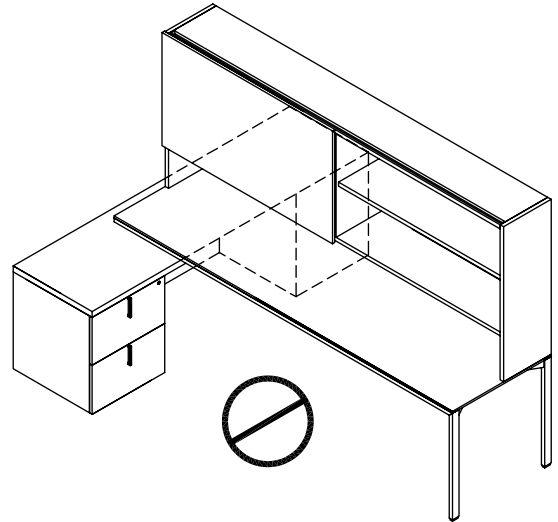
planning with hutch storage

The following should be considered when planning with Hutch Storage.

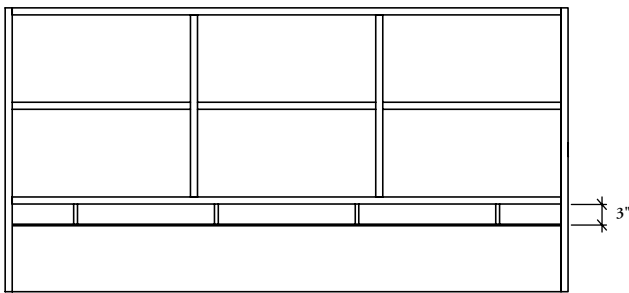
Hutches feature integrated end panels that allow them to sit on a Credenza, Standard Desk or L Return, when planned against a wall. Hutches do **not** have finished backs.



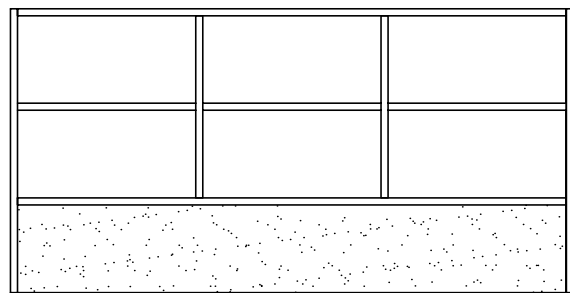
Hutches should run the full length of the credenza unit that they are sitting on to provide proper load distribution.



Hutches **cannot** be used on table desks, bridges or run-offs.



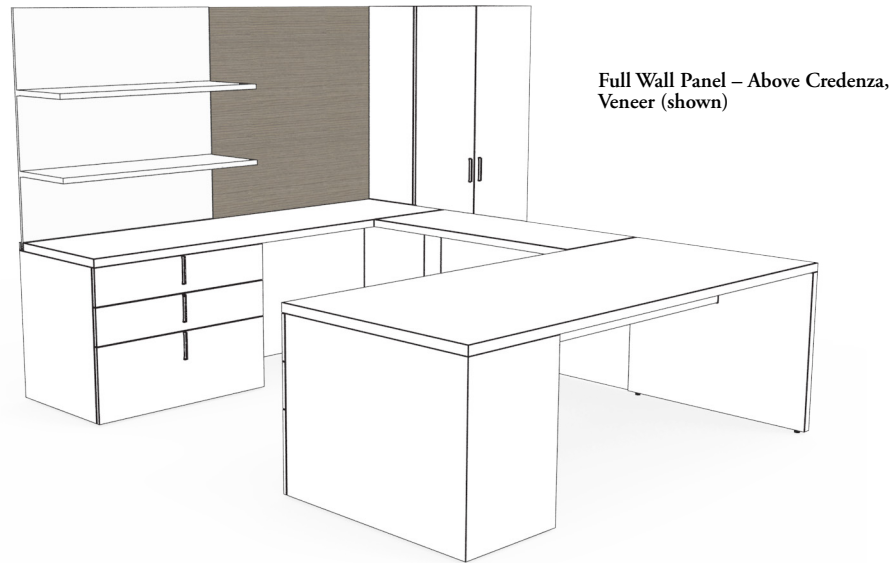
Hutches can be specified with an optional cubby shelf, similar to the cubby shelf on wall mounted storage.



Hutches can be specified with an optional tackboard.

wall panel basics

Dossier Wall Panels mount to the wall above a credenza to provide a solid wall mounted surface.



configurations:

Finishes:

- fabric
- veneer
- back painted glass
- magnetic veneer

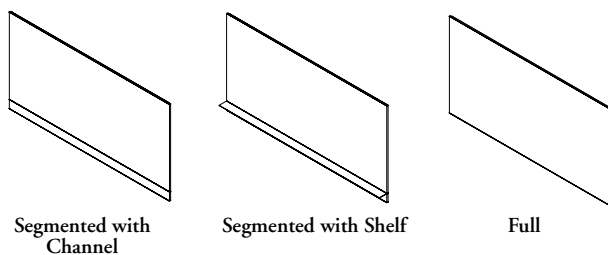
Heights:

- Full datum heights, extending between a credenza top to the full height of 70" or 84"
- Partial height, extending between a credenza top to the bottom of overhead storage

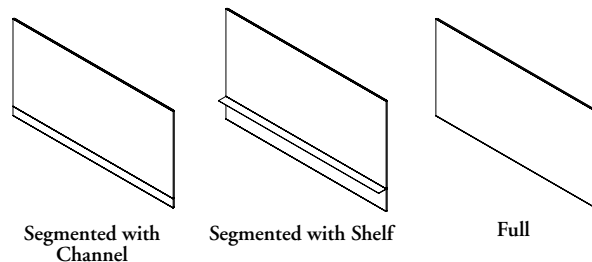
Configurations:

- Segmented: with a channel to accommodate a glass or solid surface shelf, each section can be a different finish, but the bottom section is always wood
- Full: with no segmentation

Above credenza



Above low credenza



Segmented Wall Panel – Above Credenza (ZJWS)

Full Wall Panel – Above Credenza, Fabric (ZJWFF)

Full Wall Panel – Above Credenza, Glass (ZJWFG)

Full Wall Panel – Above Credenza, Veneer (ZJWVF)

Full Wall Panel - Above Credenza Magnetic Veneer (ZJWFM)

- Heights: 12-5/8", 26-3/4", 40-7/8", 42-3/8" and 40-7/8"

• Widths:

- For 12-5/8", 26-3/4" and 40-7/8" high:
 - 15", 18" and 30" to 108" in 6" increments
- For 42-3/8" and 56-1/2" high
 - 15", 18" and 30" to 48" in 6" increments

Segmented Wall Panel – Above Low Credenza (ZJWL)

Full Wall Panel – Above Low Storage, Fabric (ZJWGF)

Full Wall Panel – Above Low Storage, Glass (ZJWGG)

Full Wall Panel – Above Low Credenza, Veneer (ZJWGV)

Full Wall Panel – Above Low Credenza, Magnetic Veneer (ZJWGM)

- Heights: 20-1/2", 34-5/8", 48-3/4", 50-1/4" and 64-3/8"

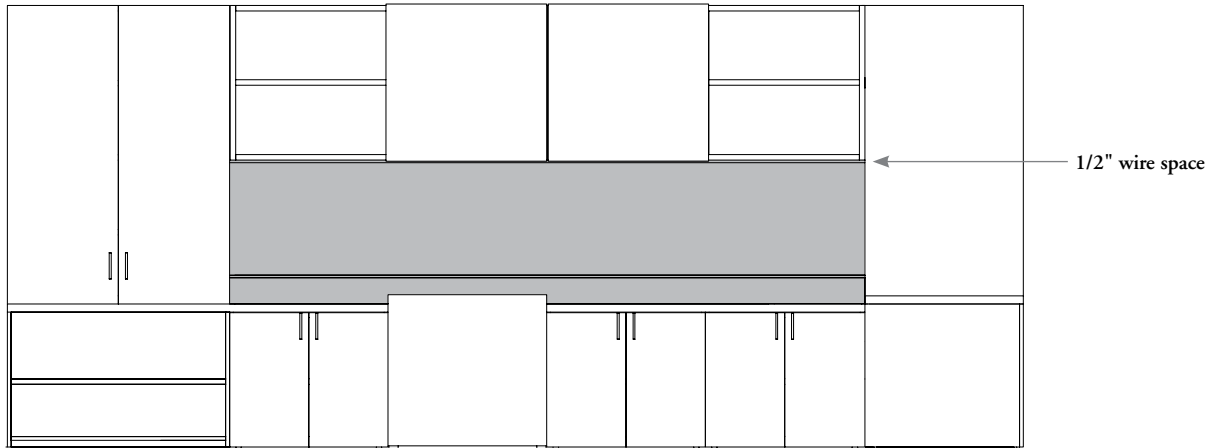
• Widths:

- For 20-1/2", 34-5/8" high:
 - 15", 18" and 30" to 108" in 6" increments
- For 48-3/4", 50-1/4" and 64-3/8" high:
 - 15" to 48"

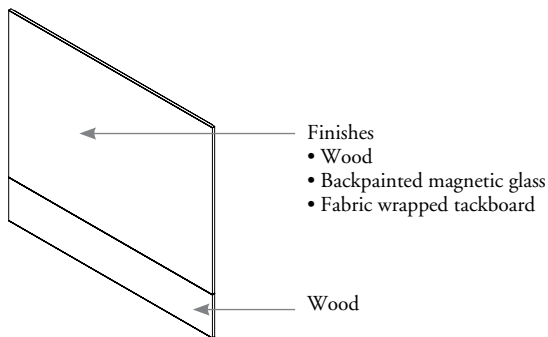
planning with wall panels

The following should be considered when planning with Wall Panels.

Wall panels between credenzas and overhead cabinets are sized 1/2" less than the height of the space they will occupy. This allows space for cables from wall mounted storage task lights to be concealed.



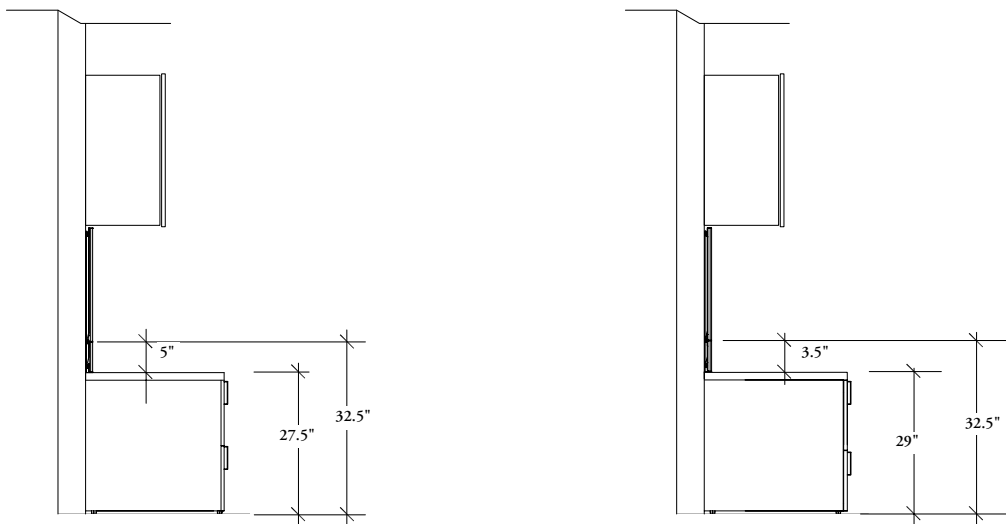
Segmented wall panels can be specified with or without a shelf, and the two segments can be specified in different finishes.



The horizontal division is 32 1/2" above the floor

- 5" above a 27-1/2" credenza
- 3-1/2" above a 29" high credenza

A 1/2" gap is required between the top of the wall panel and bottom of the overhead, wall panels are sized to accommodate this.

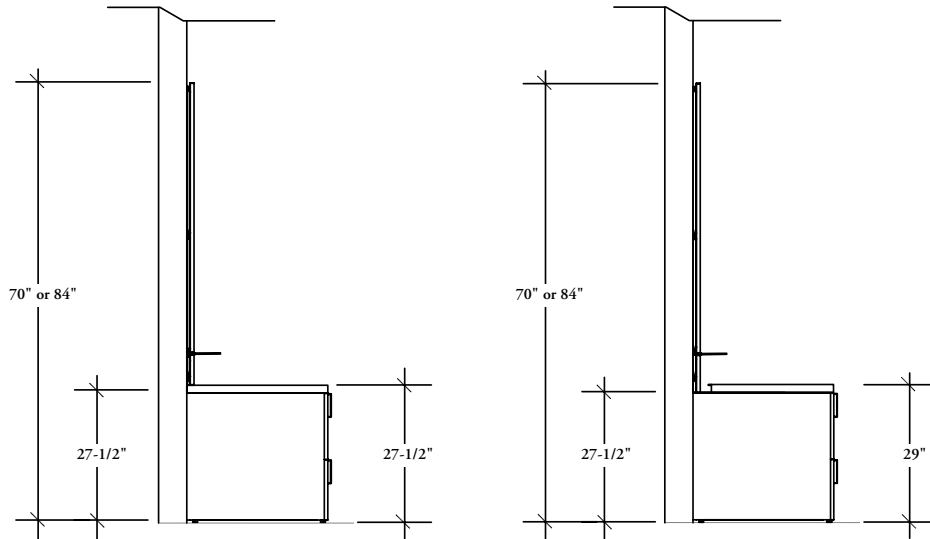


planning with wall panels (continued)

Wall panels are sized to match datum heights of 70" or 84" and mount above high or low credenzas.

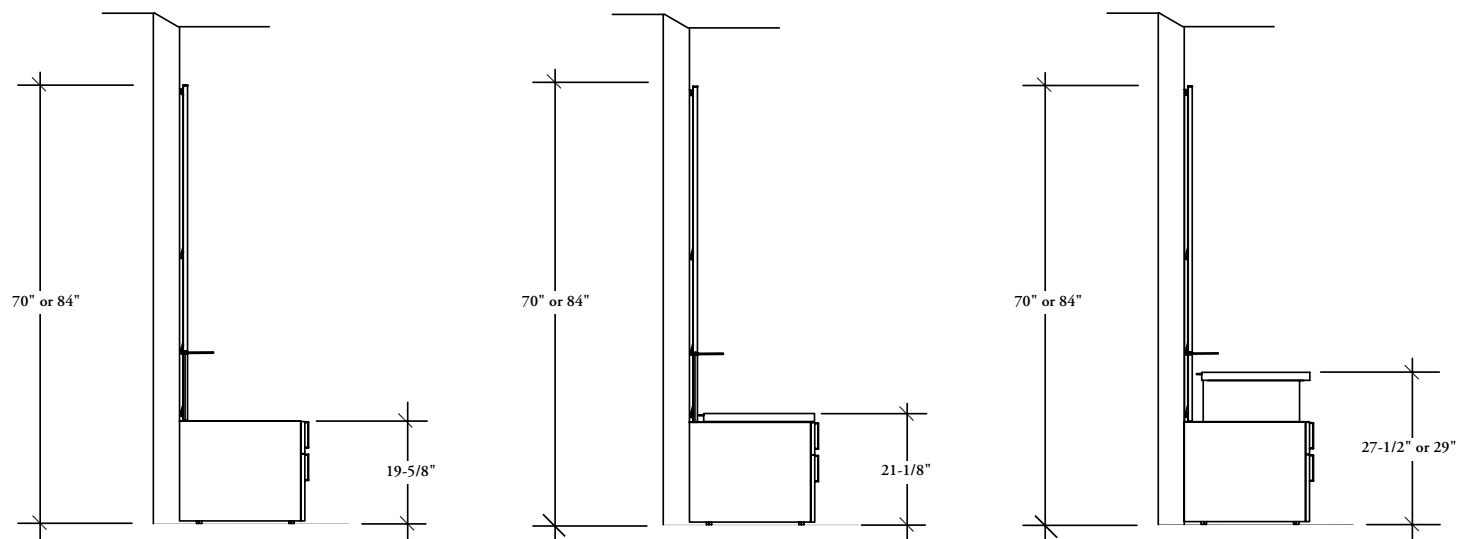
high credenza

The Wall Panel starts at 27-1/2" high regardless of upper storage height and whether credenza is 27-1/2" or 29" high.



low credenza

The Wall Panel starts at 19-5/8" high regardless of upper storage height and whether credenza is at 19-5/8", 21-1/8" high.



wall panel, open shelf basics

Dossier Wall Panels with Open Shelves mount to the wall above a credenza to provide open storage in a combination of finishes.



Wall Panel, Open Shelves – Above Credenza and Full Wall Panel – Above Credenza (Shown)

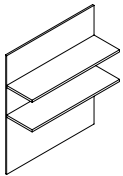
Panel with shelves mount to a wall above a credenza or low credenza.

Finish Options:

- Open Shelf - all wood construction
- Open Shelf Combination
 - Wood upper section and shelves
 - Backpainted glass lower section

Depths: 12" and 15"

above credenza

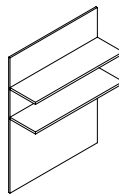


Wall Panel, Open Shelves – Above Credenza (ZJWOH)

Wall Panel – Open Shelves Combination, Above Credenza (ZJWCH)

- Used above a credenza at 27-1/2" high
- Dimensions:
 - 70" high datum height:
 - Height: 42-3/8"
 - Widths: 30" to 108" in 6" increments
 - 84" datum height:
 - Height: 56-1/2"
 - Widths: 30" to 60" in 6" increments

above low credenza



Wall Panel, Open Shelves – Above Low Credenza (ZJWOL)

Wall Panel – Open Shelves Combination, Above Low Credenza (ZJWCL)

- Used above a credenza at 19-5/8" high
- Dimensions:
 - 70" high datum height:
 - Height: 50"
 - Widths: 30" to 108" in 6" increments
 - 84" datum height:
 - Height: 64"
 - Widths: 30" to 60" in 6" increments



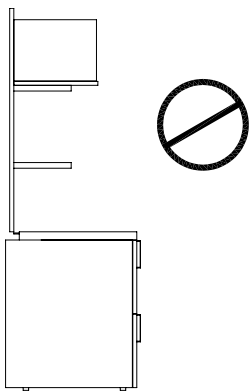
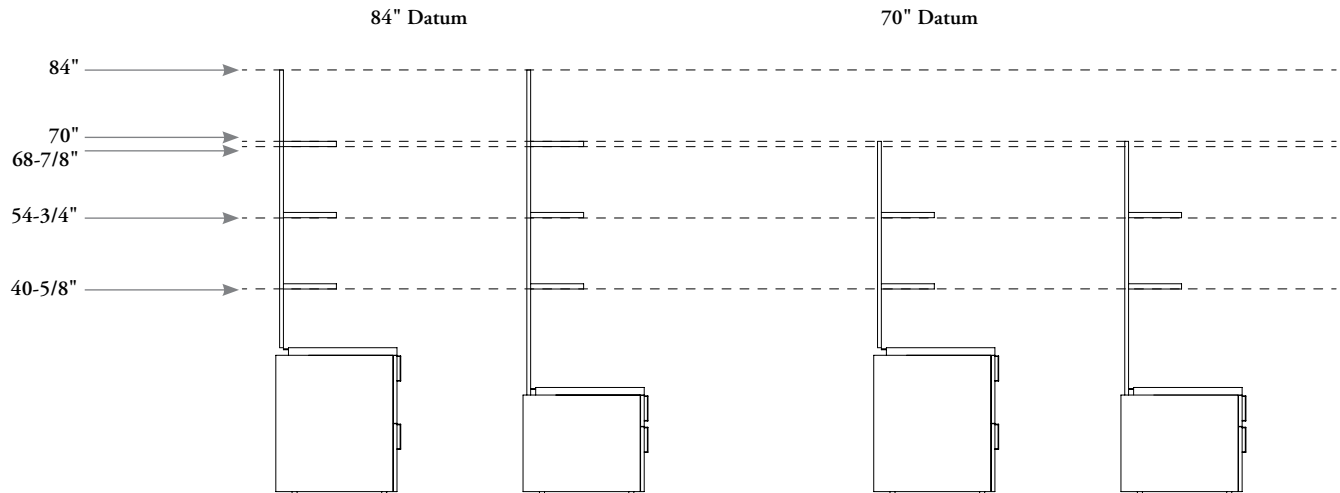
Rare Earth Magnet (ZJWM)

- Used on Wall Panels with Back Painted Glass finish

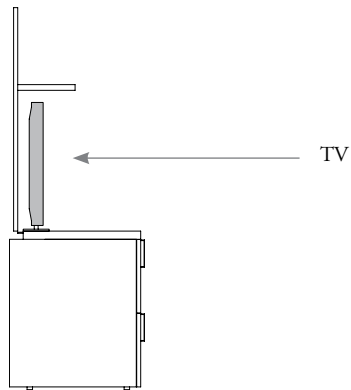
planning with wall panels, open shelf

The following should be considered when planning with wall panel, open shelf.

Wall Panel, Open Shelves are sized to match storage datum heights of 70" and 84" and mount above a 19-5/8" low credenza or 27-1/2" high credenza.



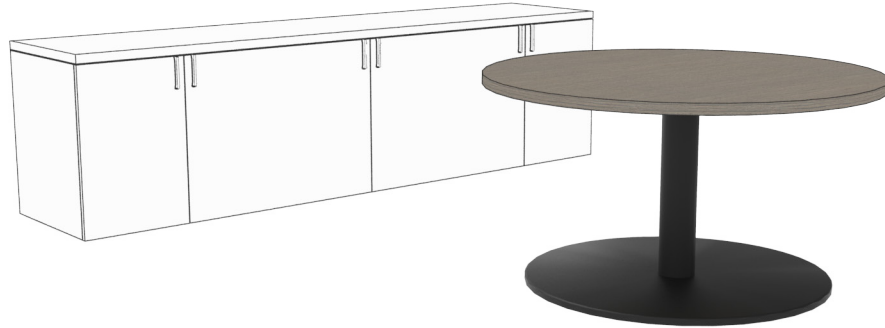
A wall mounted overhead cabinet **cannot** be mounted above an open shelf.



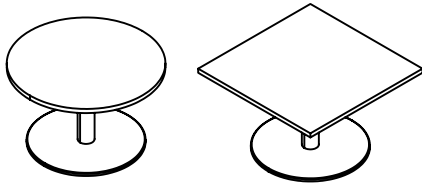
The open shelf can be specified without one or two of the lower shelves to allow for larger items such as TV's.

tables basics

Dossier offers a variety of table options for use in meeting rooms or to complement private office layouts.

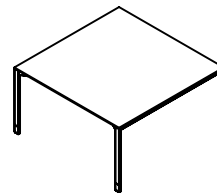


Small Table with Round Base (shown)



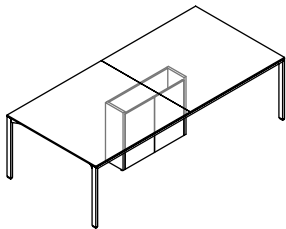
Small Table with Round Base (ZJTR)

- Sized to be used in Private Office or Small Meeting Rooms
- Top Options:
 - Round
 - Square
- Widths:
 - 42" with a 30" diameter base
 - 48" with a 36" diameter base
 - 54" with a 42" diameter base
- Height: 29"
- Grommet Options: Round centered



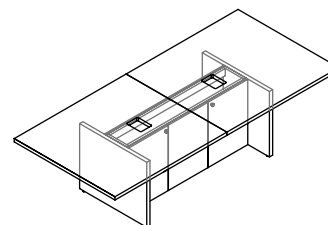
Small Table with Metal Base (ZJTD)

- Complements the aesthetic of the Table Desk
- Widths: 42", 48" and 54"
- Height: 29"
- Grommet Options:
 - Round centered
 - Rectangular centered
- Wire Management: Optional wire managers available



Large Table with Metal Frame (ZJLT)

- Complements the aesthetic of the Table Desk
- Depths: 42", 48", 54" and 60"
- Widths:
 - 102" to 144" in 6" increments. Always have two sections, regardless of width.
- 102" with two 51" sections
- 120" with two 60" sections
- 132" with three 44" sections
- Height: 29"
- Power and Data Locations:
 - Left
 - Right
- Grommet Options:
 - Rectangular
 - Round
 - Data/electrical module



Large Table with Panel Base (ZJLG)

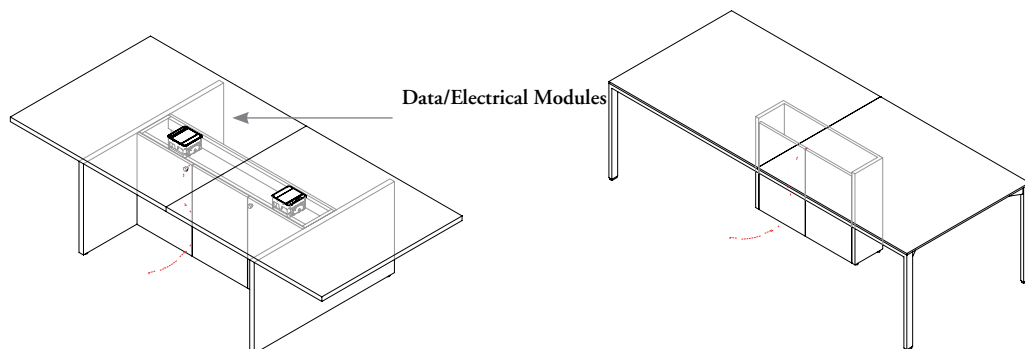
- Complements the aesthetic of the Standard Desk
- The base has two hinged doors to provide access to electrical
- Depths: 42", 48", 54" and 60"
- Widths:
 - 102" to 144" in 6" increments. Always have two sections, regardless of width.
- 102" with two 51" sections
- 108" with two 54" sections
- 114" with two 57" sections
- 120" with two 60" sections
- 132" with three 44" sections
- 144" with three 48" sections
- Height: 29" high
- Power and Data Locations:
 - Left
 - Right
- Grommet Options:
 - Rectangular
 - Round
 - Data/electrical module

planning with meeting table electrics

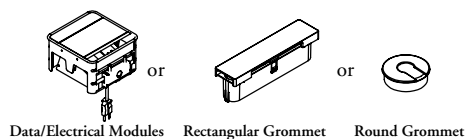
Dossier meeting tables can be specified with electrics. The follow outlines the options.

Large Table with Panel Base and Large Table with Wood or Metal Base

- Data/electrical modules or grommets can be specified in either left right, or both
- Cables round through the base to a floor power location
- Panel base is complete with access doors

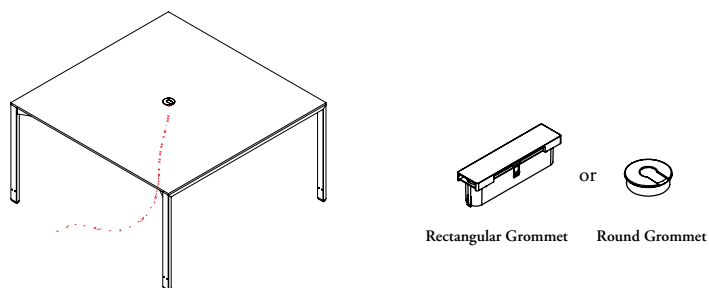


Cables route through the base to a floor power location



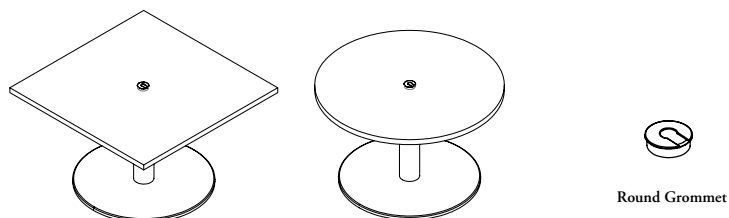
Small Table with Metal Base

- Available with round or rectangular centered grommet option
- Can also be specified with an optional Black or Grey vertical wire manager



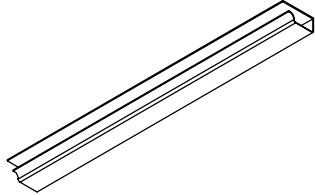
Small Table with Round Base

- Available with an optional round grommet
- Wires route through the column of the table



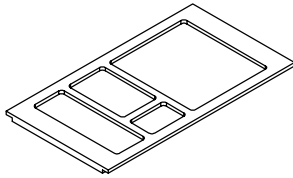
electrics & accessories basics

The following Teknion electrical components are available for use with Dossier.



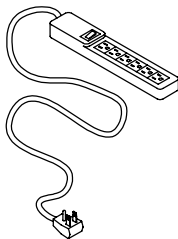
Wire Management Tray (ZJAA)

- Secures to the underside of a desk or return surface with double sided tape to provide wire management
- 2-1/2" high x 1" wide opening and is 24" wide overall



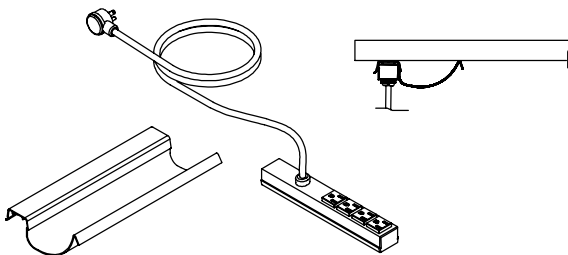
Pencil Tray (ZJAH)

- Provides compartmentalized pencil and stationary storage in pedestals or lateral files
- Applications:
 - side to side for pedestals
 - front to back for lateral filing units



Power Outlet Box (TJP)

- Complements: Teknion's Ergonomics & Accessories Program also offers electrical components that are compatible with Dossier
- A conventional bar designed with a 12" long cord to bring casual wiring access to workspaces
- Typically used behind electrical access panels
- Features an On/Off Reset switch, surge protection with visible "On" function light and six outlet plug-ins



Under Worksurface Power Bar (RLPP) & Cable Tray (RLWT)

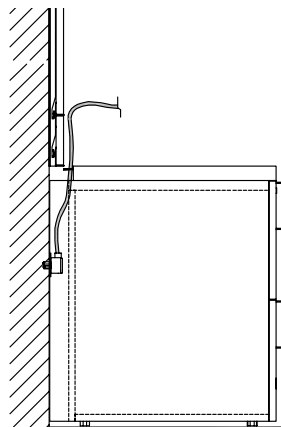
- *Expansion Desking* Price and Product Guide also offers electrical components that are compatible with Dossier
- It is mounted below any worksurface to manage cables coming from the worksurface level

planning with electricians

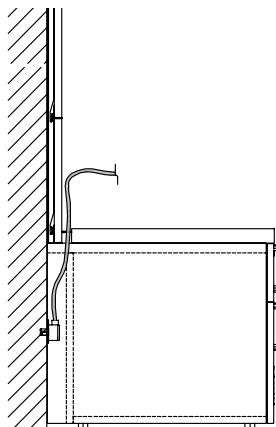
The following should be considered when planning with Dossier Electrics.

reduced depth credenza tops and wall panels

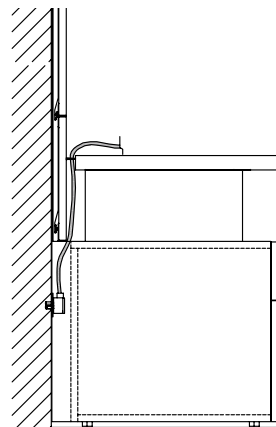
The reduced depth credenza top with brush seal allows cables from the worksurface to pass through to the credenza.



27-1/2" credenza with credenza top
 • Wall panel will align with the top of the credenza top



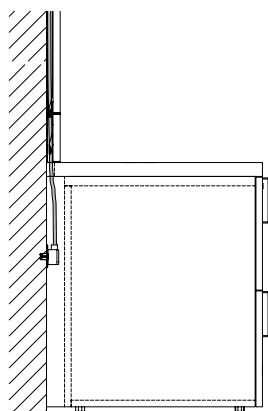
19-5/8" high credenza with credenza top
 • Wall panel will extend to the top of the credenza



19-5/8" credenzas with spaces and credenza top to 29" high
 • Wall panel will extend to the top of the credenza

standard depth credenza top and wall panels

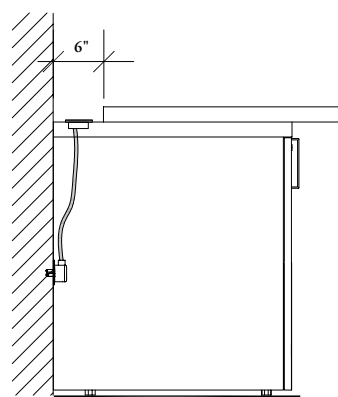
Standard depth credenza tops allow cables from overhead lights to pass behind the wall panel and into the credenza.



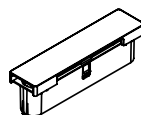
27-1/2" credenza with credenza top
 • Wall panel will sit above the credenza top
 • A notch is required in the credenza to allow the cables to pass through the credenza

run-offs and no wall panels

Cables route through grommets in the credenza. The Run-Off must be offset from the wall 6".



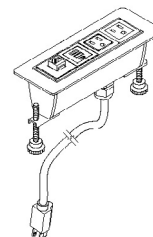
Three grommet types are available:



rectangular grommet
 1-3/4" x 7-3/8"



round grommet
 2" diameter

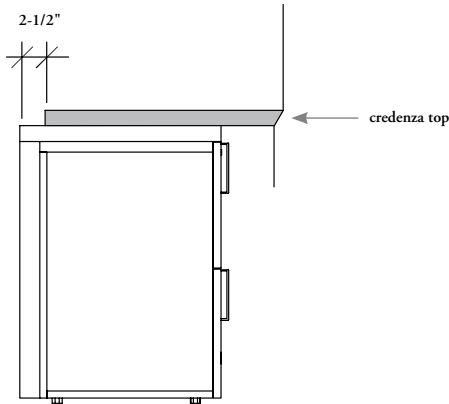


data/electrical module
 3" x 8-1/8"
 anodized finish

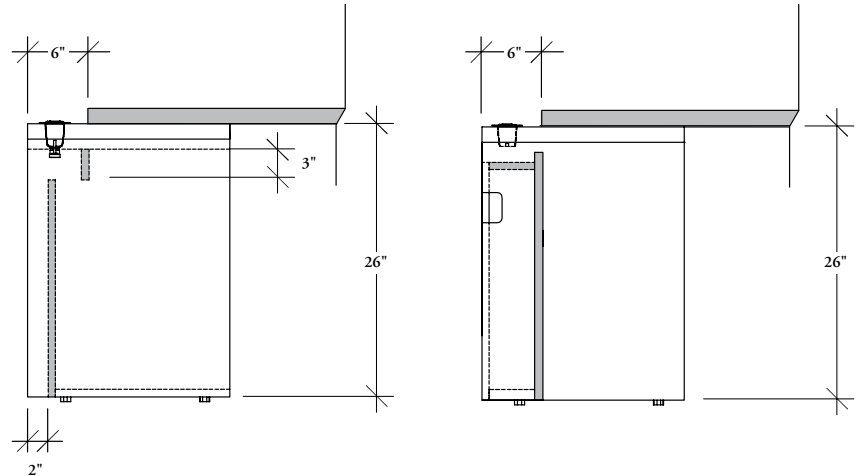
planning with electrics (continued)

run-off worksurfaces

When power access is not required in credenzas, run-off worksurfaces are offset 2-1/2".



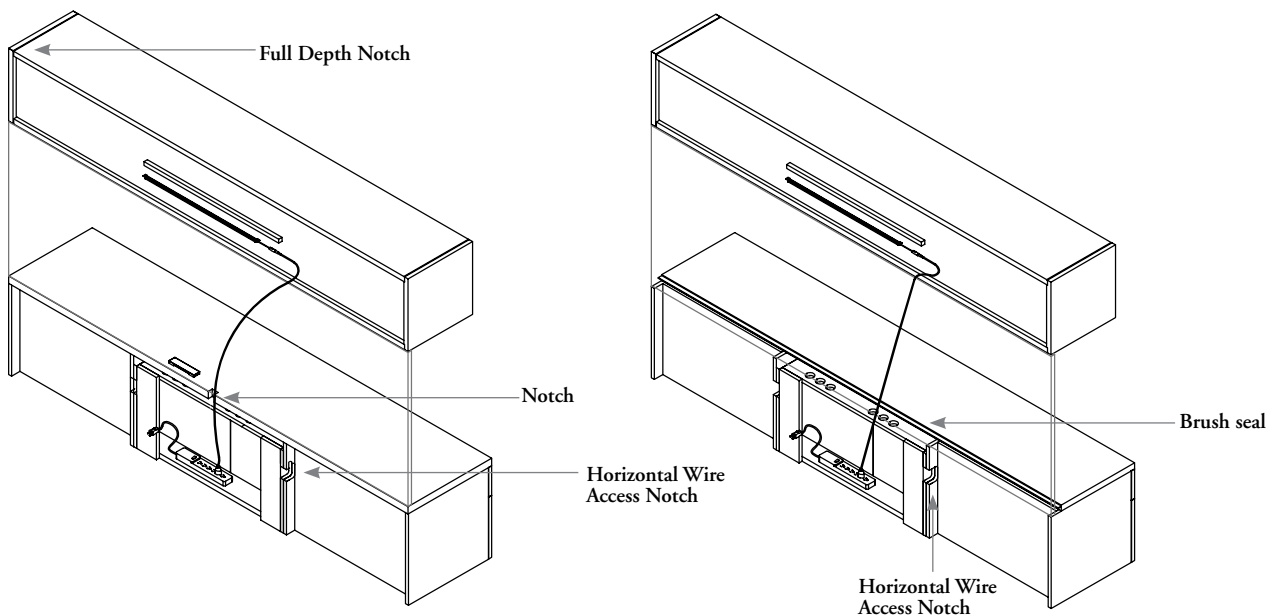
When power access is required with credenzas, the run-off worksurfaces is offset 6" to allow for grommets.



- Filing cabinets, cabinets with doors, and open cabinets are standard with an unfinished back panel, inset 2" for wire management
- This configuration includes a 3" high valance, recessed 6"

- An optional 6" access panel with doors is also available

Credenza tops are available in two depths to allow for cable access.



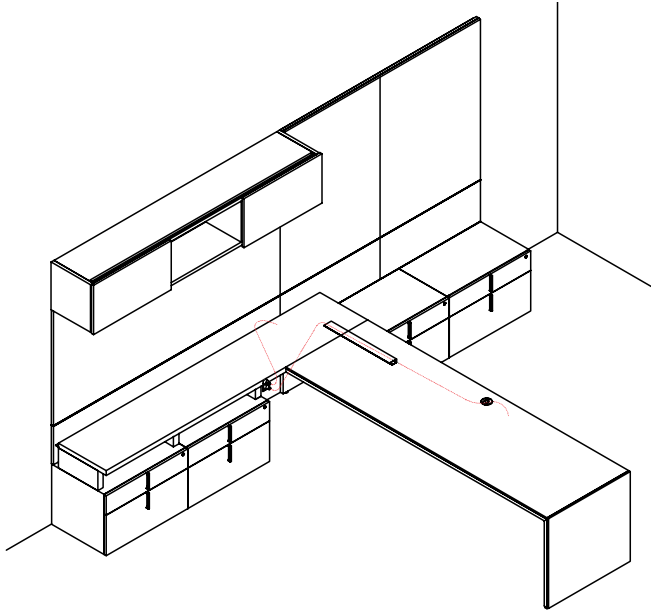
- Credenza top is available with one, two or three notches to align with storage units below
- All cabinets and access panels with doors are also available with an option for notches, which allows cables to route between units
- Notches are available left, right, or both

- Cabinets and access panels with doors are available with notches to allow cables to route between units
- Wires pass behind the brush seal and into access panel or storage unit

planning with electricians (continued)

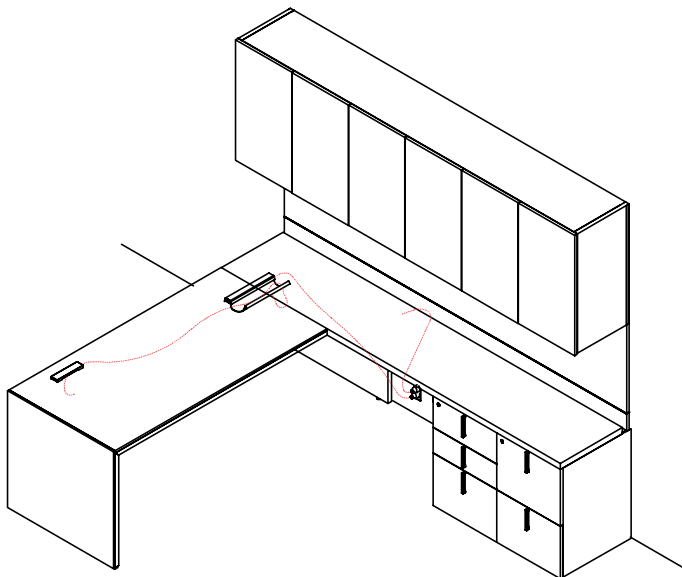
The following typical demonstrate various ways of routing power and data through Dossier workstations.

29" high run-off and credenza top and low credenzas with open access to wall outlet



- A reduced depth credenza top allows cables to run from either behind the wall panel to the wall outlet or from the credenza surface to the wall outlet
- Additional grommets can be added where required
- J Shape wire manager added to run-off

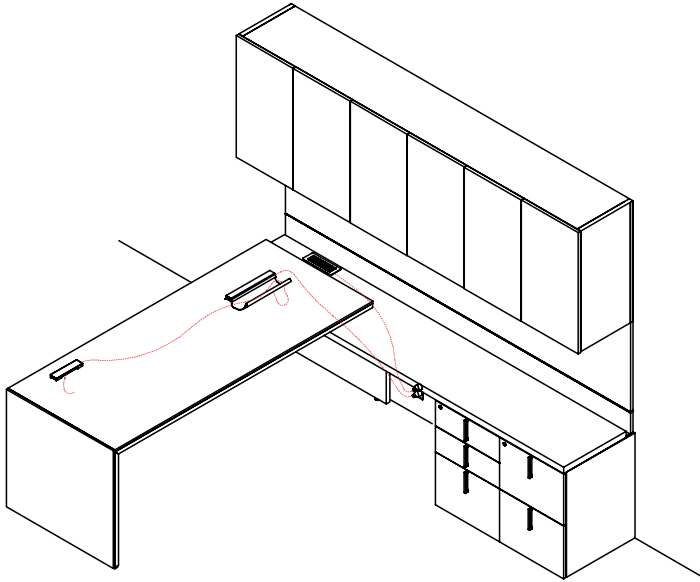
29" high run-off and credenza top, with open access to wall outlet



- Cables route through a grommet on the desktop and along the bottom of the run-off with a cable tray and power outlet box
- A reduced depth credenza top allows cables to run from behind the wall panel to the wall outlet

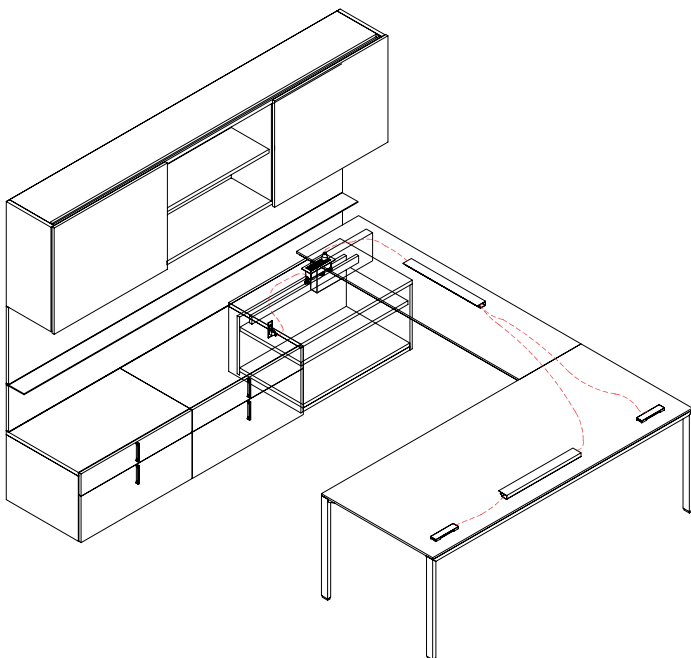
planning with electricians (continued)

29" high run-off with 27-1/2" high credenza top, with open access to wall outlet



- Cables route through a grommet on the desktop and along the bottom of the run-off with a cable tray
- A data/electrical module routes power from the credenza top

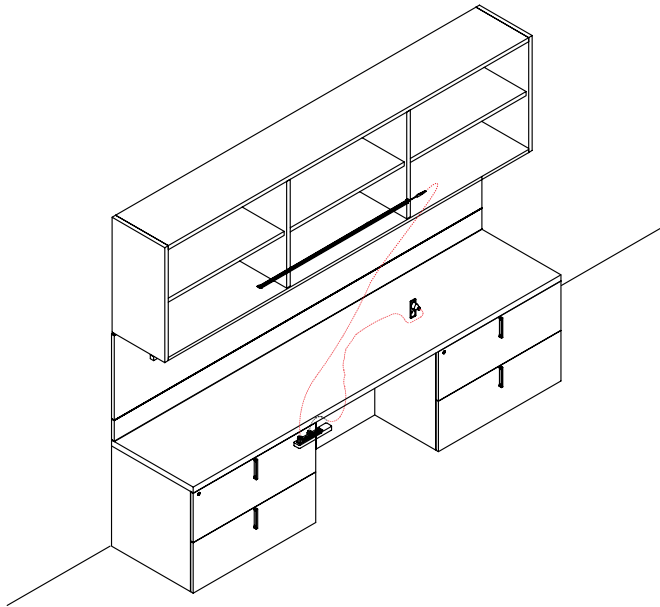
table desk with bridge return 29" high and low credenza with finished top; wall outlets accessed through credenza



- Cables managed on desk and bridge return with grommets and cable trays
- A data/electrical module mounted into the low credenza routes power through the back of the cabinet to the wall outlet

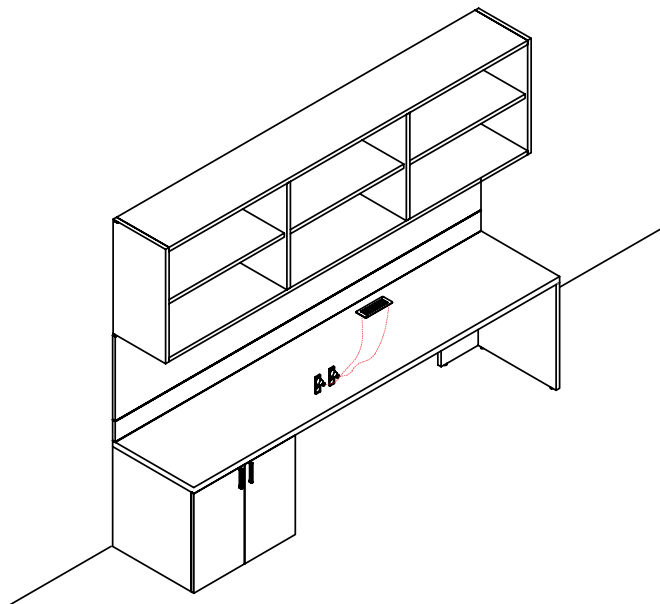
planning with electricians (continued)

29" high credenza top with electrical access panel, and wall panel with lighting



- Overhead lighting wiring runs behind the wall panel and through the notch in the credenza top (reduced depth credenza top could also be specified in this application)
- Wall outlets are typically installed in the knee space but can also be located behind storage and routed through notches to a bar in the access panel
- Grommets mounted over the location of the access door provides access to the power bar
- Valence and Light **not** available with cubby option

full depth top with grommet or data/electrical module



- Wall outlets can be access through grommet or module shown

price & product guide

price & product guide

DESKS	131
HEIGHT-ADJUSTABLE DESKS	165
L RETURNS	173
BRIDGE RETURNS	181
RUN-OFFS	189
HEIGHT-ADJUSTABLE RUN-OFFS	287
CREDENZAS	295
HEIGHT-ADJUSTABLE CREDENZAS	345
FREESTANDING STORAGE	349
WALL MOUNT STORAGE	363
STACKING STORAGE	381
HUTCH STORAGE	387
WALL PANELS	413
TABLES	451
ELECTRICS & ACCESSORIES	467

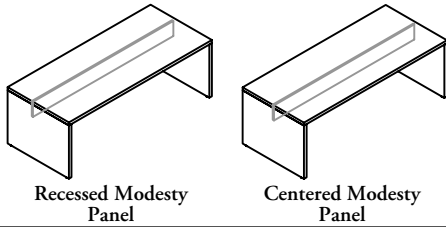
desks

desks product map

ZJSP Standard Desk with Partial Modesty

Page 134

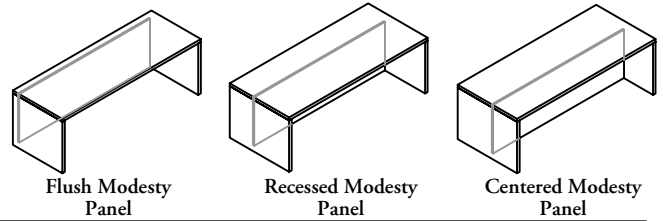
Depth : 30", 36", 42" / Width: 60" - 96" (6" increments)



ZJSF Standard Desk with Full Modesty

Page 135

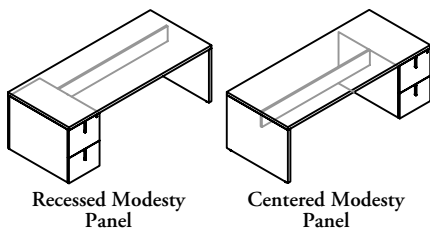
Depth : 30", 36", 42" / Width: 60" - 96" (6" increments)



ZJPP Single Pedestal Desk with Partial Modesty

Page 136

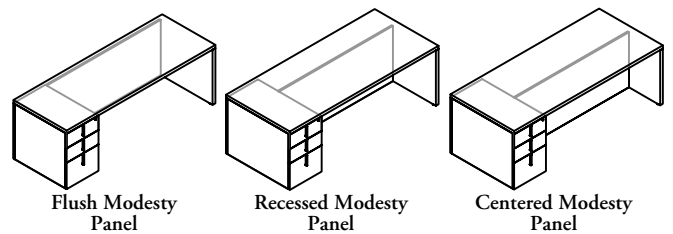
Depth : 30", 36", 42" / Width: 60" - 96" (6" increments)



ZJPF Single Pedestal Desk with Full Modesty

Page 138

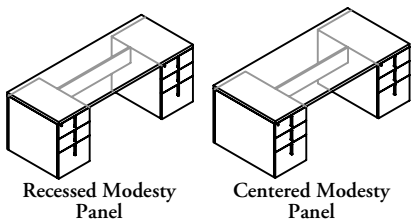
Depth : 30", 36", 42" / Width: 60" - 96" (6" increments)



ZJDP Double Pedestal Desk with Partial Modesty

Page 140

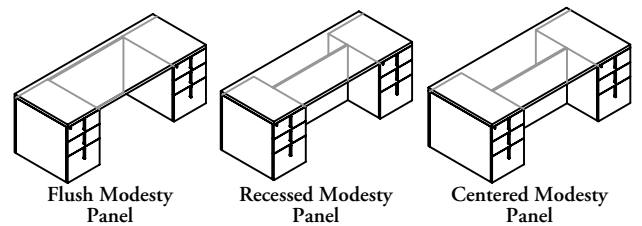
Depth : 30", 36", 42" / Width: 66" - 96" (6" increments)



ZJDF Double Pedestal Desk with Full Modesty

Page 144

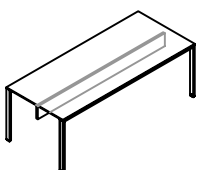
Depth : 30", 36", 42" / Width: 66" - 96" (6" increments)



ZJTP Table Desk with Partial Modesty

Page 148

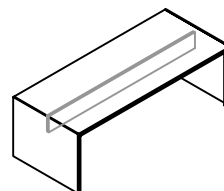
Depth : 36", 42" / Width: 60" - 96" (6" increments)



ZJTE Table Desk with Partial Modesty & End Panels

Page 150

Depth : 36", 42" / Width: 60" - 96" (6" increments)

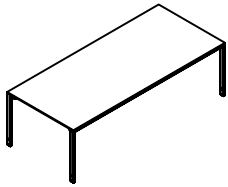


desks product map

ZJTN Table Desk without Modesty

Page 154

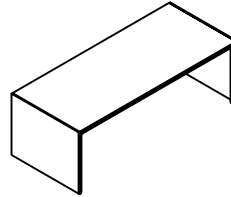
Depth : 30", 36", 42" / Width: 60" - 96" (6" increments)



ZJTW Table Desk with End Panels without Modesty

Page 156

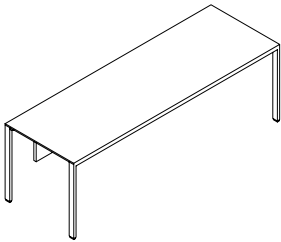
Depth : 30", 36", 42" / Width: 60" - 96" (6" increments)



ZJTPK Table Desk, Knockdown Frame with Partial Modesty

Page 160

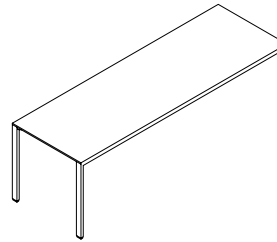
Depth : 30", 36", 42" / Width: 60" - 96" (6" increments)



ZJT NK Table Desk, Knockdown Frame without Modesty

Page 162

Depth : 30", 36", 42" / Width: 60" - 96" (6" increments)



ZJSP

Standard Desk with Partial Modesty

WHAT'S INCLUDED

1 desk with modesty panel (as specified), worksurface grommet (if specified).

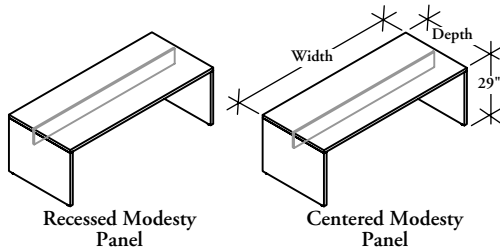
NOTES

Centered Modesty Panel Position is **not** available with 30" depth.

Round Grommet is only available in Satin Nickel Coordinate (I) and Ebony (E).

Horizontal grain direction Veneer Group 4 only.

Flintwood available in Open Pore finish only.



PRODUCT OPTIONS

Modesty Panel Position	Grain Direction	Depth	Width (6" increments)	Finish	Grommet Style	Grommet Finish
C Centered	H Horizontal	30, 36, 42	60 - 96	Flintwood	N No Grommet	A Satin Nickel
R Recessed	V Vertical			Natural Veneer CWS Custom Wood Stain	A Rectangular Grommet Left B Rectangular Grommet Right C Rectangular Grommet Centered D Round Grommet Left E Round Grommet Right F Round Grommet Centered	E Ebony 7 Platinum V Very White I Satin Nickel Coordinate X Anthracite 2 Burnished Bronze S Sepia Bronze M Graphite F Titanium Grey I Gilded Ash

SAMPLE ORDER CODE

ZJSP C	V	36	78	DV	N	A
---------------	----------	-----------	-----------	-----------	----------	----------

DIMENSIONS INCHES / MM

D	W
30 / 762	60 / 1524
30 / 762	66 / 1676
30 / 762	72 / 1829
30 / 762	78 / 1981
30 / 762	84 / 2134
30 / 762	90 / 2286
30 / 762	96 / 2438
36 / 914	60 / 1524
36 / 914	66 / 1676
36 / 914	72 / 1829
36 / 914	78 / 1981
36 / 914	84 / 2134
36 / 914	90 / 2286
36 / 914	96 / 2438

PRICING

VENEER		FLINTWOOD	
Vertical Grain	Horizontal Grain	Vertical Grain	Horizontal Grain
2569	2810	2286	2501
2643	2888	2353	2571
2718	2966	2419	2641
2876	3128	2558	2783
2950	3206	2627	2855
3106	3368	2765	2996
3181	3446	2830	3066
2810	3061	2501	2725
2893	3154	2577	2806
2982	3242	2653	2886
3147	3412	2801	3036
3233	3504	2878	3119
3400	3673	3025	3269
3486	3764	3102	3350

DIMENSIONS INCHES / MM

D	W
42 / 1067	60 / 1524
42 / 1067	66 / 1676
42 / 1067	72 / 1829
42 / 1067	78 / 1981
42 / 1067	84 / 2134
42 / 1067	90 / 2286
42 / 1067	96 / 2438

PRICING

VENEER		FLINTWOOD	
Vertical Grain	Horizontal Grain	Vertical Grain	Horizontal Grain
3131	3398	2786	3024
3227	3497	2872	3113
3323	3598	2957	3203
3499	3780	3115	3364
3596	3881	3201	3453
3771	4061	3357	3616
3869	4162	3444	3705

If Rectangular Grommet, Painted is specified, add 181
 If Rectangular Grommet, Satin Nickel (A) is specified, add 224
 If Round Grommet, Ebony (E) is specified, add 132
 If Round Grommet, Satin Nickel Coordinate (I) is specified, add 192
 To order a Custom Color for Dossier please use the code ZCCWS. A one time 978 list charge per color applies.

ZJSF

Standard Desk with Full Modesty

WHAT'S INCLUDED

1 desk with modesty panel (as specified), worksurface grommet (if specified).

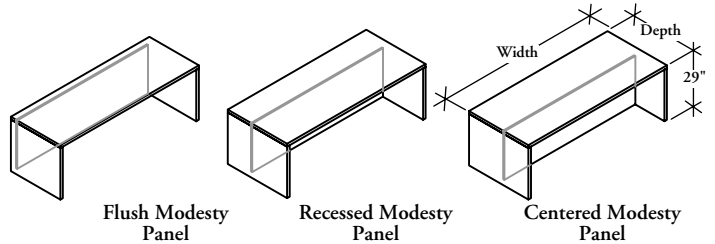
NOTES

Centered Modesty Panel Position is **not** available with 30" depth.

Round Grommet is only available in Satin Nickel Coordinate (I) and Ebony (E).

Horizontal grain direction Veneer Group 4 only.

Flintwood available in Open Pore finish only.



PRODUCT OPTIONS

Modesty Panel Position	Grain Direction	Depth	Width (6" increments)	Finish	Grommet Style	Grommet Finish
F Flush	H Horizontal	30, 36, 42	60 - 96	Flintwood	N No Grommet	A Satin Nickel
C Centered	V Vertical			Natural Veneer	A Rectangular Grommet Left	E Ebony
R Recessed				CWS Custom Wood Stain	B Rectangular Grommet Right	7 Platinum
					C Rectangular Grommet Centered	V Very White
					D Round Grommet Left	I Satin Nickel Coordinate
					E Round Grommet Right	X Anthracite
					F Round Grommet Centered	2 Burnished Bronze
						S Sepia Bronze
						M Graphite
						F Titanium Grey
						I Gilded Ash

SAMPLE ORDER CODE

ZJSF R	V	36	78	DV	N	A
--------	---	----	----	----	---	---

DIMENSIONS INCHES / MM

D	W
30 / 762	60 / 1524
30 / 762	66 / 1676
30 / 762	72 / 1829
30 / 762	78 / 1981
30 / 762	84 / 2134
30 / 762	90 / 2286
30 / 762	96 / 2438
36 / 914	60 / 1524
36 / 914	66 / 1676
36 / 914	72 / 1829
36 / 914	78 / 1981
36 / 914	84 / 2134
36 / 914	90 / 2286
36 / 914	96 / 2438

PRICING

VENEER		FLINTWOOD	
Vertical Grain	Horizontal Grain	Vertical Grain	Horizontal Grain
3081	3344	2742	2976
3186	3455	2836	3074
3293	3569	2929	3176
3478	3763	3096	3348
3585	3873	3192	3448
3771	4069	3357	3621
3880	4180	3453	3720
3321	3597	2954	3202
3437	3720	3059	3310
3554	3843	3163	3422
3750	4049	3339	3601
3868	4173	3443	3712
4066	4375	3618	3894
4182	4498	3721	4005

DIMENSIONS INCHES / MM

D	W
42 / 1067	60 / 1524
42 / 1067	66 / 1676
42 / 1067	72 / 1829
42 / 1067	78 / 1981
42 / 1067	84 / 2134
42 / 1067	90 / 2286
42 / 1067	96 / 2438

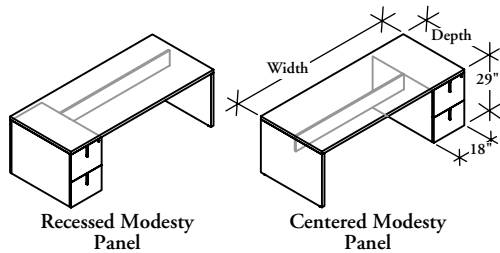
PRICING

VENEER		FLINTWOOD	
Vertical Grain	Horizontal Grain	Vertical Grain	Horizontal Grain
3641	3932	3241	3498
3768	4066	3353	3618
3896	4200	3469	3738
4105	4413	3652	3930
4230	4548	3389	3650
4439	4763	3951	4241
4566	4897	4064	4360

If Rectangular Grommet, Painted is specified, add 181
 If Rectangular Grommet, Satin Nickel (A) is specified, add 224
 If Round Grommet, Ebony (E) is specified, add 132
 If Round Grommet, Satin Nickel Coordinate (I) is specified, add 192
 To order a Custom Color for Dossier please use the code ZCCWS. A one time 978 list charge per color applies.

Z J P P

Single Pedestal Desk with Partial Modesty



WHAT'S INCLUDED

1 desk with modesty panel (as specified), 1 pedestal file, worksurface grommet (if specified).

NOTES

Pencil Tray is only available for Box, Box, File (B) Drawer Combinations.

Pencil Tray for Ebony Drawer Boxes is available in Ebony (standard) or Solid Surface (upcharge).

Pencil Tray for Maple Drawer Boxes is available in Maple (standard) or Solid Surface (upcharge).

Centered Modesty Panel Position is **not** available with 30" depth.

Round Grommet is only available in Satin Nickel Coordinate (I) and Ebony (E).

Horizontal grain direction Veneer Group 4 only.

Flintwood available in Open Pore finish only.

PRODUCT OPTIONS

Modesty Panel Position	Pedestal Drawer Combination	Grain Direction	Depth	Width (6" increments)	Pedestal Position	Veneer Finish
C Centered	F File, File	H Horizontal	30, 36, 42	60 - 96	L Left	Flintwood
R Recessed	B Box, Box, File	V Vertical			R Right	Veneer CWS Custom Wood Stain

SAMPLE ORDER CODE

ZJPP R	F	V	36	78	R	DV
---------------	----------	----------	-----------	-----------	----------	-----------

PRODUCT OPTIONS (CONTINUED)

Drawer Box and/or Pencil Tray Finish	Pull Style	Pull Finish	Lock Finish	Grommet Style	Grommet Finish
E Ebony Drawer Box (Only for File, File)	X Dossier Pull	A Satin Nickel	E Ebony	N No Grommet	A Satin Nickel
EE Ebony Drawer Box, Ebony Pencil Tray (Only for Box, Box, File)	R Rectangular	E Ebony	C Polished Chrome	A Rectangular Grommet Left	E Ebony
EC Ebony Drawer Box, Solid Surface Pencil Tray (Only for Box, Box, File)		7 Platinum		B Rectangular Grommet Right	7 Platinum
M Maple Drawer Box (Only for File, File)		V Very White		C Rectangular Grommet Centered	V Very White
MM Maple Drawer Box, Maple Pencil Tray (Only for Box, Box, File)		X Anthracite		D Round Grommet Left	I Satin Nickel Coordinate
MC Maple Drawer Box, Solid Surface Pencil Tray (Only for Box, Box, File)		2 Burnished Bronze		E Round Grommet Right	X Anthracite
		S Sepia Bronze		F Round Grommet Centered	2 Burnished Bronze
		M Graphite			S Sepia Bronze
		F Titanium Grey			M Graphite
		1 Gilded Ash			F Titanium Grey
					1 Gilded Ash

SAMPLE ORDER CODE (CONTINUED)

M	R	V	C	D	V
----------	----------	----------	----------	----------	----------

See pricing on following page.

Z J P P

Single Pedestal Desk with Partial Modesty (Continued)

DIMENSIONS
INCHES / MM

PRICING

		FILE, FILE (F)							
		EBONY DRAWER BOX				MAPLE DRAWER BOX			
		VENEER		FLINTWOOD		VENEER		FLINTWOOD	
D	W	Vertical Grain	Horizontal Grain	Vertical Grain	Horizontal Grain	Vertical Grain	Horizontal Grain	Vertical Grain	Horizontal Grain
30 / 762	60 / 1524	3710	4051	3663	4000	3896	4253	3847	4202
30 / 762	66 / 1676	3785	4127	3736	4076	3975	4335	3926	4282
30 / 762	72 / 1829	3860	4206	3809	4152	4052	4417	4004	4362
30 / 762	78 / 1981	3933	4283	3882	4227	4129	4497	4079	4443
30 / 762	84 / 2134	4007	4361	3954	4304	4207	4579	4155	4522
30 / 762	90 / 2286	4080	4438	4027	4382	4284	4660	4230	4604
30 / 762	96 / 2438	4154	4516	4101	4458	4362	4743	4307	4684
36 / 914	60 / 1524	3911	4259	3861	4204	4106	4473	4054	4418
36 / 914	66 / 1676	3997	4350	3944	4292	4196	4566	4144	4510
36 / 914	72 / 1829	4081	4439	4028	4382	4285	4660	4231	4603
36 / 914	78 / 1981	4167	4529	4113	4469	4375	4754	4322	4695
36 / 914	84 / 2134	4252	4618	4197	4558	4466	4849	4410	4788
36 / 914	90 / 2286	4338	4707	4281	4646	4554	4942	4497	4883
36 / 914	96 / 2438	4424	4796	4365	4736	4644	5036	4585	4974
42 / 1067	60 / 1524	4155	4513	4102	4454	4363	4739	4308	4680
42 / 1067	66 / 1676	4252	4616	4197	4555	4464	4847	4409	4786
42 / 1067	72 / 1829	4349	4717	4292	4655	4566	4952	4511	4890
42 / 1067	78 / 1981	4446	4818	4388	4756	4667	5059	4610	4997
42 / 1067	84 / 2134	4543	4920	4483	4854	4769	5165	4711	5099
42 / 1067	90 / 2286	4639	5021	4580	4956	4871	5271	4813	5207
42 / 1067	96 / 2438	4737	5122	4676	5056	4972	5378	4911	5311
		BOX, BOX, FILE (B)							
		EBONY DRAWER BOX				MAPLE DRAWER BOX			
		VENEER		FLINTWOOD		VENEER		FLINTWOOD	
D	W	Vertical Grain	Horizontal Grain	Vertical Grain	Horizontal Grain	Vertical Grain	Horizontal Grain	Vertical Grain	Horizontal Grain
30 / 762	60 / 1524	4058	4398	4043	4385	4303	4664	4288	4648
30 / 762	66 / 1676	4133	4476	4119	4461	4382	4747	4368	4730
30 / 762	72 / 1829	4207	4554	4192	4537	4459	4827	4445	4812
30 / 762	78 / 1981	4281	4632	4265	4616	4537	4910	4523	4894
30 / 762	84 / 2134	4354	4711	4340	4693	4617	4993	4602	4974
30 / 762	90 / 2286	4429	4788	4412	4771	4694	5074	4678	5058
30 / 762	96 / 2438	4502	4865	4487	4849	4773	5159	4756	5140
36 / 914	60 / 1524	4259	4608	4245	4593	4515	4886	4498	4869
36 / 914	66 / 1676	4345	4699	4329	4681	4605	4981	4591	4962
36 / 914	72 / 1829	4429	4788	4413	4771	4695	5074	4680	5058
36 / 914	78 / 1981	4516	4878	4499	4859	4787	5169	4771	5150
36 / 914	84 / 2134	4600	4967	4583	4950	4876	5265	4859	5246
36 / 914	90 / 2286	4687	5057	4669	5038	4968	5359	4951	5341
36 / 914	96 / 2438	4772	5145	4754	5126	5058	5454	5040	5434
42 / 1067	60 / 1524	4502	4862	4488	4846	4774	5154	4758	5137
42 / 1067	66 / 1676	4600	4963	4583	4948	4876	5263	4859	5244
42 / 1067	72 / 1829	4699	5065	4680	5045	4978	5369	4960	5350
42 / 1067	78 / 1981	4793	5166	4778	5146	5081	5477	5065	5458
42 / 1067	84 / 2134	4892	5268	4872	5247	5184	5583	5166	5563
42 / 1067	90 / 2286	4989	5369	4969	5350	5287	5692	5268	5673
42 / 1067	96 / 2438	5086	5472	5066	5451	5390	5799	5371	5777

If Solid Surface Pencil Tray is specified, add 444

If Rectangular Grommet, Painted is specified, add 181

If Rectangular Grommet, Satin Nickel (A) is specified, add 224

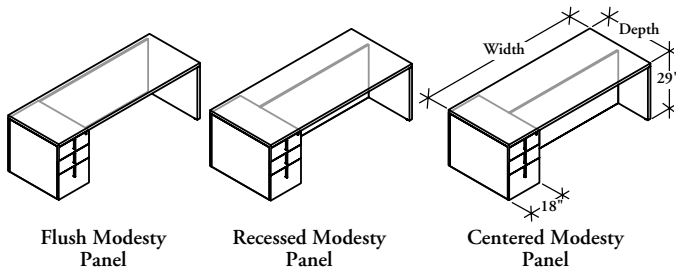
If Round Grommet, Ebony (E) is specified, add 132

If Round Grommet, Satin Nickel Coordinate (I) is specified, add 192

To order a Custom Color for Dossier please use the code ZCCWS. A one time 978 list charge per color applies.

Z J P F

Single Pedestal Desk with Full Modesty



WHAT'S INCLUDED

1 desk with modesty panel (as specified), 1 pedestal file, worksurface grommet (if specified).

NOTES

Pencil Tray is only available for Box, Box, File (B) Drawer Combinations.

Pencil Tray for Ebony Drawer Boxes is available in Ebony (standard) or Solid Surface (upcharge).

Pencil Tray for Maple Drawer Boxes is available in Maple (standard) or Solid Surface (upcharge).

Centered Modesty Panel Position is **not** available with 30" depth.

Round Grommet is only available in Satin Nickel Coordinate (I) and Ebony (E).

Horizontal grain direction Veneer Group 4 only.

Flintwood available in Open Pore finish only.

PRODUCT OPTIONS

Modesty Panel Position	Pedestal Drawer Combination	Grain Direction	Depth	Width (6" increments)	Pedestal Position	Finish
F Flush	F File, File	H Horizontal	30, 36, 42	60 - 96	L Left (Shown)	Flintwood
C Centered	B Box, Box, File	V Vertical			R Right	Natural Veneer
R Recessed						CWS Custom Wood Stain

SAMPLE ORDER CODE

ZJPF R	F	H	36	78	R	DV
--------	---	---	----	----	---	----

PRODUCT OPTIONS ((CONTINUED))

Drawer Box and/or Pencil Tray Finish	Pull Style	Pull Finish	Lock Finish	Grommet Style	Grommet Finish
E Ebony Drawer Box (Only for File, File)	X Dossier Pull	A Satin Nickel	E Ebony	N No Grommet	A Satin Nickel
EE Ebony Drawer Box, Ebony Pencil Tray (Only for Box, Box, File)	R Rectangular	E Ebony	C Polished Chrome	A Rectangular Grommet Left	E Ebony
EC Ebony Drawer Box, Solid Surface Pencil Tray (Only for Box, Box, File)		7 Platinum		B Rectangular Grommet Right	7 Platinum
M Maple Drawer Box (Only for File, File)		V Very White		C Rectangular Grommet Centered	V Very White
MM Maple Drawer Box, Maple Pencil Tray (Only for Box, Box, File)		X Anthracite		D Round Grommet Left	I Satin Nickel Coordinate
MC Maple Drawer Box, Solid Surface Pencil Tray (Only for Box, Box, File)		2 Burnished Bronze		E Round Grommet Right	X Anthracite
		S Sepia Bronze		F Round Grommet Centered	2 Burnished Bronze
		M Graphite			S Sepia Bronze
		F Titanium Grey			M Graphite
		1 Gilded Ash			F Titanium Grey
					1 Gilded Ash

SAMPLE ORDER CODE (CONTINUED)

MC	X	L	C	N	
----	---	---	---	---	--

See pricing on following page.

Z J P F

Single Pedestal Desk with Full Modesty (Continued)

DIMENSIONS
INCHES / MM

D	W
30 / 762	60 / 1524
30 / 762	66 / 1676
30 / 762	72 / 1829
30 / 762	78 / 1981
30 / 762	84 / 2134
30 / 762	90 / 2286
30 / 762	96 / 2438
36 / 914	60 / 1524
36 / 914	66 / 1676
36 / 914	72 / 1829
36 / 914	78 / 1981
36 / 914	84 / 2134
36 / 914	90 / 2286
36 / 914	96 / 2438
42 / 1067	60 / 1524
42 / 1067	66 / 1676
42 / 1067	72 / 1829
42 / 1067	78 / 1981
42 / 1067	84 / 2134
42 / 1067	90 / 2286
42 / 1067	96 / 2438

PRICING

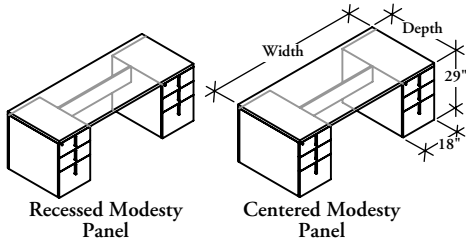
FILE, FILE (F)									
EBONY DRAWER BOX					MAPLE DRAWER BOX				
VENEER		FLINTWOOD		VENEER		FLINTWOOD			
Vertical Grain	Horizontal Grain	Vertical Grain	Horizontal Grain	Vertical Grain	Horizontal Grain	Vertical Grain	Horizontal Grain	Vertical Grain	Horizontal Grain
4184	4547	3934	4273	4393	4773	4142	4499		
4300	4669	4041	4389	4516	4902	4257	4621		
4418	4792	4153	4506	4638	5032	4373	4744		
4533	4917	4260	4620	4760	5162	4488	4865		
4826	5216	4536	4903	5067	5477	4779	5164		
4942	5339	4646	5020	5191	5605	4894	5285		
5059	5462	4756	5136	5312	5734	5009	5408		
4385	4756	4120	4470	4603	4994	4340	4707		
4512	4892	4242	4598	4738	5136	4467	4842		
4640	5025	4362	4724	4871	5276	4594	4974		
4766	5162	4481	4852	5004	5417	4720	5108		
5072	5474	4768	5143	5326	5747	5022	5417		
5200	5607	4889	5271	5460	5889	5147	5553		
5329	5744	5008	5398	5596	6028	5273	5685		
4629	5009	4351	4709	4861	5260	4582	4959		
4768	5157	4482	4848	5004	5414	4720	5105		
4907	5305	4614	4987	5153	5567	4858	5249		
5045	5451	4744	5123	5300	5723	4996	5394		
5363	5774	5041	5429	5630	6062	5309	5715		
5502	5920	5171	5565	5776	6217	5447	5862		
5640	6067	5304	5704	5922	6371	5584	6007		
BOX, BOX, FILE (B)									
EBONY DRAWER BOX					MAPLE DRAWER BOX				
VENEER		FLINTWOOD		VENEER		FLINTWOOD			
Vertical Grain	Horizontal Grain	Vertical Grain	Horizontal Grain	Vertical Grain	Horizontal Grain	Vertical Grain	Horizontal Grain	Vertical Grain	Horizontal Grain
4533	4895	4260	4602	4805	5188	4533	4895		
4648	5019	4371	4718	4928	5318	4650	5020		
4765	5141	4479	4832	5052	5451	4765	5142		
4883	5265	4589	4950	5174	5581	4883	5266		
5175	5564	4865	5232	5485	5899	5175	5564		
5291	5687	4973	5346	5608	6027	5291	5687		
5409	5810	5083	5462	5732	6160	5408	5810		
4732	5104	4448	4798	5018	5411	4732	5104		
4861	5240	4569	4926	5153	5554	4861	5240		
4990	5374	4689	5052	5288	5698	4990	5374		
5116	5510	4811	5179	5423	5841	5116	5511		
5419	5822	5096	5474	5746	6170	5419	5820		
5549	5955	5216	5600	5880	6313	5549	5955		
5677	6091	5336	5726	6017	6458	5676	6091		
4976	5358	4679	5036	5275	5679	4975	5358		
5116	5504	4811	5174	5423	5836	5116	5505		
5256	5652	4939	5313	5572	5991	5256	5652		
5394	5799	5071	5451	5720	6147	5394	5799		
5710	6122	5369	5755	6054	6488	5710	6122		
5850	6268	5500	5894	6201	6646	5850	6269		
5990	6417	5630	6031	6349	6800	5990	6415		

If Solid Surface Pencil Tray is specified, add 444
 If Rectangular Grommet, Painted is specified, add 181
 If Rectangular Grommet, Satin Nickel (A) is specified, add 224
 If Round Grommet, Ebony (E) is specified, add 132

If Round Grommet, Satin Nickel Coordinate (I) is specified, add 192
 To order a Custom Color for Dossier please use the code ZCCWS. A one time 978 list charge per color applies.

Z J D P

Double Pedestal Desk with Partial Modesty



WHAT'S INCLUDED

1 desk with modesty panel (as specified), 2 pedestal files, worksurface grommet (if specified).

NOTES

Pencil Tray is only available for Box, Box, File (B) Drawer Combinations.

Pencil Tray for Ebony Drawer Boxes is available in Ebony (standard) or Solid Surface (upcharge).

Pencil Tray for Maple Drawer Boxes is available in Maple (standard) or Solid Surface (upcharge).

Centered Modesty Panel Position is **not** available with 30" depth.

Round Grommet is only available in Satin Nickel Coordinate (I) and Ebony (E).

Horizontal grain direction Veneer Group 4 only.

Flintwood available in Open Pore finish only.

PRODUCT OPTIONS

Modesty Panel Position	Left Pedestal Drawer Combination	Right Pedestal Drawer Combination	Grain Direction	Depth	Width (6" increments)	Finish
C Centered	F File, File	F File, File	H Horizontal	30, 36, 42	66 - 96	Flintwood
R Recessed	B Box, Box, File	B Box, Box, File	V Vertical			Veneer CWS Custom Wood Stain

SAMPLE ORDER CODE

ZJPD R	F	B	V	36	78	DV
---------------	----------	----------	----------	-----------	-----------	-----------

PRODUCT OPTIONS (CONTINUED)

Drawer Box and/or Pencil Tray Finish	Pull Style	Pull Finish	Lock Finish	Grommet Style	Grommet Finish
E Ebony Drawer Box (Only for File, File)	X Dossier Pull	A Satin Nickel	E Ebony	N No Grommet	A Satin Nickel
EE Ebony Drawer Box, Ebony Pencil Tray (Only for Box, Box, File)	R Rectangular	E Ebony	C Polished Chrome	A Rectangular Grommet Left	E Ebony
EC Ebony Drawer Box, Solid Surface Pencil Tray (Only for Box, Box, File)		7 Platinum		B Rectangular Grommet Right	7 Platinum
M Maple Drawer Box (Only for File, File)		V Very White		C Rectangular Grommet Centered	V Very White
MM Maple Drawer Box, Maple Pencil Tray (Only for Box, Box, File)		X Anthracite		D Round Grommet Left	X Anthracite
MC Maple Drawer Box, Solid Surface Pencil Tray (Only for Box, Box, File)		2 Burnished Bronze		E Round Grommet Right	2 Burnished Bronze
		S Sepia Bronze		F Round Grommet Centered	S Sepia Bronze
		M Graphite			M Graphite
		F Titanium Grey			F Titanium Grey
		1 Gilded Ash			1 Gilded Ash

SAMPLE ORDER CODE (CONTINUED)

MC	R	O	C	B	A
-----------	----------	----------	----------	----------	----------

See pricing on following page.

Z J D P

Double Pedestal Desk with Partial Modesty (Continued)

DIMENSIONS
INCHES / MM

D	W
30 / 762	66 / 1676
30 / 762	72 / 1829
30 / 762	78 / 1981
30 / 762	84 / 2134
30 / 762	90 / 2286
30 / 762	96 / 2438
36 / 914	66 / 1676
36 / 914	72 / 1829
36 / 914	78 / 1981
36 / 914	84 / 2134
36 / 914	90 / 2286
36 / 914	96 / 2438
42 / 1067	66 / 1676
42 / 1067	72 / 1829
42 / 1067	78 / 1981
42 / 1067	84 / 2134
42 / 1067	90 / 2286
42 / 1067	96 / 2438

PRICING

FILE, FILE (F)							
EBONY DRAWER BOX				MAPLE DRAWER BOX			
VENEER		FLINTWOOD		VENEER		FLINTWOOD	
Vertical Grain	Horizontal Grain	Vertical Grain	Horizontal Grain	Vertical Grain	Horizontal Grain	Vertical Grain	Horizontal Grain
5442	5827	5226	5596	5770	6178	5552	5944
5526	5915	5306	5678	5855	6268	5636	6032
5607	6001	5384	5760	5944	6361	5721	6121
5868	6265	5631	6015	6219	6641	5983	6390
5949	6352	5710	6097	6307	6732	6067	6479
6031	6437	5791	6181	6394	6825	6152	6567
5723	6121	5493	5876	6065	6488	5837	6244
5816	6220	5583	5972	6165	6593	5934	6346
5911	6319	5674	6066	6265	6696	6027	6445
6183	6593	5935	6331	6553	6992	6304	6727
6275	6692	6023	6425	6652	7097	6400	6829
6369	6792	6115	6520	6751	7201	6496	6928
6180	6592	5933	6330	6549	6988	6302	6725
6286	6704	6036	6435	6662	7105	6411	6836
6390	6814	6132	6542	6774	7223	6518	6953
6672	7102	6405	6817	7073	7526	6806	7244
6777	7211	6506	6924	7183	7644	6912	7355
6884	7322	6607	7030	7296	7761	7021	7468

30 / 762	66 / 1676
30 / 762	72 / 1829
30 / 762	78 / 1981
30 / 762	84 / 2134
30 / 762	90 / 2286
30 / 762	96 / 2438
36 / 914	66 / 1676
36 / 914	72 / 1829
36 / 914	78 / 1981
36 / 914	84 / 2134
36 / 914	90 / 2286
36 / 914	96 / 2438
42 / 1067	66 / 1676
42 / 1067	72 / 1829
42 / 1067	78 / 1981
42 / 1067	84 / 2134
42 / 1067	90 / 2286
42 / 1067	96 / 2438

BOX, BOX, FILE (B) / FILE, FILE (F)							
EBONY DRAWER BOX, EBONY PENCIL TRAY				MAPLE DRAWER BOX, MAPLE PENCIL TRAY			
VENEER		FLINTWOOD		VENEER		FLINTWOOD	
Vertical Grain	Horizontal Grain	Vertical Grain	Horizontal Grain	Vertical Grain	Horizontal Grain	Vertical Grain	Horizontal Grain
5929	6178	5692	5929	6047	6299	6286	6547
6014	6263	5773	6014	6132	6389	6373	6639
6097	6350	5853	6096	6220	6478	6463	6730
6359	6614	6104	6349	6485	6745	6741	7009
6444	6700	6187	6432	6572	6834	6831	7103
6528	6788	6266	6517	6658	6923	6920	7194
6209	6471	5959	6213	6333	6601	6582	6859
6304	6569	6052	6308	6431	6701	6684	6963
6400	6668	6145	6400	6529	6800	6786	7068
6672	6943	6405	6665	6807	7081	7074	7360
6768	7042	6498	6760	6904	7182	7175	7465
6864	7141	6590	6856	7002	7282	7276	7569
6665	6940	6398	6664	6798	7080	7066	7356
6774	7051	6503	6769	6909	7194	7180	7475
6881	7164	6605	6875	7017	7306	7294	7592
7165	7449	6876	7151	7307	7599	7593	7896
7272	7561	6980	7256	7418	7711	7709	8013
7378	7671	7082	7365	7525	7824	7821	8131

Pricing and upcharges continued on the following page.

Z J D P

Double Pedestal Desk with Partial Modesty (Continued)

DIMENSIONS
INCHES / MM

PRICING

		BOX, BOX, FILE (B) / BOX, BOX, FILE (B)							
		EBONY DRAWER BOX, EBONY PENCIL TRAY				MAPLE DRAWER BOX, MAPLE PENCIL TRAY			
		VENEER		FLINTWOOD		VENEER		FLINTWOOD	
D	W	Vertical Grain	Horizontal Grain	Vertical Grain	Horizontal Grain	Vertical Grain	Horizontal Grain	Vertical Grain	Horizontal Grain
30 / 762	66 / 1676	6277	6524	6025	6264	6654	6916	6402	6655
30 / 762	72 / 1829	7593	6611	6109	6347	6743	7007	6487	6743
30 / 762	78 / 1981	6446	6698	6189	6431	6833	7101	6576	6832
30 / 762	84 / 2134	6708	6962	6438	6685	7109	7379	6840	7102
30 / 762	90 / 2286	6792	7048	6520	6766	7201	7472	6928	718
30 / 762	96 / 2438	6875	7135	6602	6851	7289	7565	7013	7278
36 / 914	66 / 1676	6557	6819	6294	6546	6953	7228	6689	6956
36 / 914	72 / 1829	6653	6919	6388	6641	7051	7332	6787	7057
36 / 914	78 / 1981	6750	7015	6480	6735	7153	7438	6885	7156
36 / 914	84 / 2134	7024	7293	6742	7001	7444	7730	7164	7438
36 / 914	90 / 2286	7117	7391	6833	7097	7544	7834	7259	7539
36 / 914	96 / 2438	7213	7489	6926	7190	7646	7939	7357	7640
42 / 1067	66 / 1676	7014	7290	6734	6999	7437	7729	7154	7437
42 / 1067	72 / 1829	7123	7400	6837	7105	7549	7844	7267	7549
42 / 1067	78 / 1981	7229	7512	6939	7210	7663	7961	7374	7662
42 / 1067	84 / 2134	7515	7798	7213	7487	7963	8266	7664	7955
42 / 1067	90 / 2286	7621	7909	7316	7592	8079	8384	7773	8067
42 / 1067	96 / 2438	7729	8020	7419	7697	8191	8502	7882	8180

If Solid Surface Pencil Tray is specified, add 444

If Rectangular Grommet, Painted is specified, add 181

If Rectangular Grommet, Satin Nickel (A) is specified, add 224

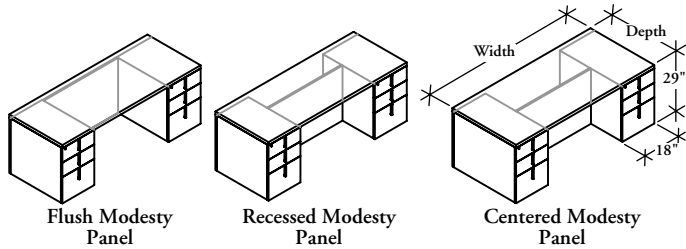
If Round Grommet, Ebony (E) is specified, add 132

If Round Grommet, Satin Nickel Coordinate (I) is specified, add 192

To order a Custom Color for Dossier please use the code ZCCWS. A one time 978 list charge per color applies.

Z J D F

Double Pedestal Desk with Full Modesty



WHAT'S INCLUDED

1 desk with modesty panel (as specified), 2 pedestal files, worksurface grommet (if specified).

NOTES

Pencil Tray is only available for Box, Box, File (B) Drawer Combinations.

Pencil Tray for Ebony Drawer Boxes is available in Ebony (standard) or Solid Surface (upcharge).

Pencil Tray for Maple Drawer Boxes is available in Maple (standard) or Solid Surface (upcharge).

Centered Modesty Panel Position is **not** available with 30" depth.

Round Grommet is only available in Satin Nickel Coordinate (I) and Ebony (E).

Horizontal grain direction Veneer Group 4 only.

Flintwood available in Open Pore finish only.

PRODUCT OPTIONS

Modesty Panel Position	Left Pedestal Drawer Combination	Right Pedestal Drawer Combination	Grain Direction	Depth	Width (6" increments)	Finish
F Flush	F File, File	F File, File	H Horizontal	30, 36, 42	66 - 96	Flintwood
C Centered	B Box, Box, File	B Box, Box, File	V Vertical			Veneer
R Recessed						CWS Custom Wood Stain

SAMPLE ORDER CODE

ZJDF R	F	F	V	36	78	DV
--------	---	---	---	----	----	----

PRODUCT OPTIONS (CONTINUED)

Drawer Box and/or Pencil Tray Finish	Pull Style	Pull Finish	Lock Finish	Grommet Style	Grommet Finish
E Ebony Drawer Box (Only for File, File)	X Dossier Pull	A Satin Nickel	E Ebony	N No Grommet	A Satin Nickel
EE Ebony Drawer Box, Ebony Pencil Tray (Only for Box, Box, File)	R Rectangular	E Ebony	C Polished Chrome	A Rectangular Grommet Left	E Ebony
EC Ebony Drawer Box, Solid Surface Pencil Tray (Only for Box, Box, File)		7 Platinum		B Rectangular Grommet Right	7 Platinum
M Maple Drawer Box (Only for File, File)		V Very White		C Rectangular Grommet Centered	V Very White
MM Maple Drawer Box, Maple Pencil Tray (Only for Box, Box, File)		X Anthracite		D Round Grommet Left	I Satin Nickel Coordinate
MC Maple Drawer Box, Solid Surface Pencil Tray (Only for Box, Box, File)		2 Burnished Bronze		E Round Grommet Right	X Anthracite
		S Sepia Bronze		F Round Grommet Centered	2 Burnished Bronze
		M Graphite			S Sepia Bronze
		F Titanium Grey			M Graphite
		1 Gilded Ash			F Titanium Grey
					1 Gilded Ash

SAMPLE ORDER CODE (CONTINUED)

M	X	A	C	N	
---	---	---	---	---	--

See pricing on following page.

Z J D F

Double Pedestal Desk with Full Modesty (Continued)

DIMENSIONS
INCHES / MM

D	W
30 / 762	66 / 1676
30 / 762	72 / 1829
30 / 762	78 / 1981
30 / 762	84 / 2134
30 / 762	90 / 2286
30 / 762	96 / 2438
36 / 914	66 / 1676
36 / 914	72 / 1829
36 / 914	78 / 1981
36 / 914	84 / 2134
36 / 914	90 / 2286
36 / 914	96 / 2438
42 / 1067	66 / 1676
42 / 1067	72 / 1829
42 / 1067	78 / 1981
42 / 1067	84 / 2134
42 / 1067	90 / 2286
42 / 1067	96 / 2438

PRICING

FILE, FILE (F)							
EBONY DRAWER BOX				MAPLE DRAWER BOX			
VENEER		FLINTWOOD		VENEER		FLINTWOOD	
Vertical Grain	Horizontal Grain	Vertical Grain	Horizontal Grain	Vertical Grain	Horizontal Grain	Vertical Grain	Horizontal Grain
5790	6187	5557	5940	6161	6534	5929	6287
5906	6310	5670	6057	6286	6663	6048	6411
6021	6433	5780	6177	6409	6793	6166	6536
6314	6733	6062	6463	6718	7111	6466	6841
6432	6857	6173	6582	6841	7242	6585	6966
6547	6979	6286	6700	6965	7373	6704	7093
6070	6481	5827	6221	6459	6843	6216	6584
6186	6617	5949	6352	6592	6988	6346	6724
6325	6751	6073	6481	6729	7130	6478	6860
6629	7063	6365	6781	7052	7461	6789	7178
6757	7199	6486	6910	7186	7606	6919	7317
6885	7332	6608	7039	7324	7746	7049	7453
6349	6775	6095	6504	6755	7154	6502	6885
6487	6922	6228	6644	6904	7311	6644	7034
6805	7069	6533	6787	7228	7477	6957	7194
6943	7393	6665	7099	7387	7810	7108	7515
7082	7540	6799	7238	7536	7963	7251	7663
7222	7686	6933	7378	7684	8121	7395	7812

30 / 762	66 / 1676
30 / 762	72 / 1829
30 / 762	78 / 1981
30 / 762	84 / 2134
30 / 762	90 / 2286
30 / 762	96 / 2438
36 / 914	66 / 1676
36 / 914	72 / 1829
36 / 914	78 / 1981
36 / 914	84 / 2134
36 / 914	90 / 2286
36 / 914	96 / 2438
42 / 1067	66 / 1676
42 / 1067	72 / 1829
42 / 1067	78 / 1981
42 / 1067	84 / 2134
42 / 1067	90 / 2286
42 / 1067	96 / 2438

BOX, BOX, FILE (B) / FILE, FILE (F)							
EBONY DRAWER BOX, EBONY PENCIL TRAY				MAPLE DRAWER BOX, MAPLE PENCIL TRAY			
VENEER		FLINTWOOD		VENEER		FLINTWOOD	
Vertical Grain	Horizontal Grain	Vertical Grain	Horizontal Grain	Vertical Grain	Horizontal Grain	Vertical Grain	Horizontal Grain
6265	6535	6015	6274	6642	6928	6391	6666
6382	6658	6127	6393	6765	7059	6511	6792
6499	6781	6240	6511	6889	7187	6628	6919
6792	7081	6520	6798	7201	7506	6928	7223
6907	7205	6632	6916	7322	7637	7047	7349
7026	7328	6744	7035	7446	7768	7166	7474
6546	6830	6285	6556	6938	7239	6676	6965
6674	6964	6407	6687	7074	7381	6807	7104
6801	7101	6530	6816	7209	7525	6937	7242
7106	7413	6822	7113	7533	7856	7248	7560
7234	7547	6944	7246	7668	7999	7378	7696
7363	7682	7068	7374	7804	8143	7509	7836
6826	7124	6553	6838	7235	7550	6962	7268
6964	7272	6687	6980	7382	7708	7105	7417
7105	7418	6821	7121	7532	7861	7247	7566
7420	7741	7124	7432	7865	8205	7569	7896
7560	7887	7255	7572	8013	8362	7711	8048
7697	8034	7391	7714	8161	8518	7854	8196

Pricing and upcharges continued on the following page.

Z J D F

Double Pedestal Desk with Full Modesty (Continued)

DIMENSIONS
INCHES / MM

PRICING

		BOX, BOX, FILE (B) / BOX, BOX, FILE (B)							
		EBONY DRAWER BOX, EBONY PENCIL TRAY				MAPLE DRAWER BOX, MAPLE PENCIL TRAY			
		VENEER		FLINTWOOD		VENEER		FLINTWOOD	
D	W	Vertical Grain	Horizontal Grain	Vertical Grain	Horizontal Grain	Vertical Grain	Horizontal Grain	Vertical Grain	Horizontal Grain
30 / 762	66 / 1676	6616	6885	6350	6608	7010	7297	6747	7023
30 / 762	72 / 1829	6730	7007	6461	6727	7134	7427	6864	7147
30 / 762	78 / 1981	6848	7131	6575	6846	7256	7559	6984	7273
30 / 762	84 / 2134	7141	7430	6856	7133	7569	7877	7282	7579
30 / 762	90 / 2286	7255	7552	6965	7251	7692	8008	7401	7707
30 / 762	96 / 2438	7374	7676	7078	7370	7815	8137	7520	7832
36 / 914	66 / 1676	6895	7177	6619	6891	7308	7609	7032	7321
36 / 914	72 / 1829	7024	7314	6742	7021	7444	7753	7164	7460
36 / 914	78 / 1981	7150	7448	6864	7150	7579	7895	7294	7598
36 / 914	84 / 2134	7454	7760	7156	7449	7904	8226	7606	7915
36 / 914	90 / 2286	7584	7895	7279	7581	8037	8369	7736	8054
36 / 914	96 / 2438	7711	8030	7402	7710	8173	8511	7865	8191
42 / 1067	66 / 1676	7175	7472	6889	7173	7606	7920	7318	7621
42 / 1067	72 / 1829	7315	7620	7023	7315	7753	8077	7460	7771
42 / 1067	78 / 1981	7453	7766	7154	7455	7901	8231	7603	7921
42 / 1067	84 / 2134	7770	8090	7460	7766	8235	8575	7925	8252
42 / 1067	90 / 2286	7909	8236	7592	7907	8383	8731	8066	8401
42 / 1067	96 / 2438	8049	8384	7728	8050	8530	8887	8209	8552

If Solid Surface Pencil Tray is specified, add 444 per Box, Box, File (B)

If Rectangular Grommet, Painted is specified, add 181

If Rectangular Grommet, Satin Nickel (A) is specified, add 224

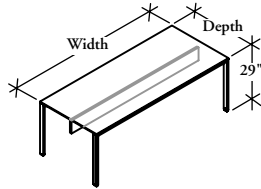
If Round Grommet, Ebony (E) is specified, add 132

If Round Grommet, Satin Nickel Coordinate (I) is specified, add 192

To order a Custom Color for Dossier please use the code ZCCWS. A one time 978 list charge per color applies.

Z J T P

Table Desk with Partial Modesty



WHAT'S INCLUDED

1 desk with centered modesty panel, worksurface grommet (if specified).

NOTES

Round Grommet is only available in Satin Nickel Coordinate (I) and Ebony (E).

Flintwood available in Open Pore finish only.

Modesty Panel finish is available only in Flintwood or Veneer as a standard.

PRODUCT OPTIONS

Modesty Panel Position	Depth	Width (6" increments)	Finish	Frame Finish	Grommet Style	Grommet Finish
C Centered	36, 42	60 - 96	Flintwood	A Satin Nickel	N No Grommet	A Satin Nickel
			Veneer	E Ebony	A Rectangular Grommet Left	E Ebony
			CWS Custom Wood Stain	7 Platinum	B Rectangular Grommet Right	7 Platinum
			K7 Very White Backpainted Glass	V Very White	C Rectangular Grommet Centered	V Very White
			K1 Storm White Backpainted Glass	X Anthracite	D Round Grommet Left	I Satin Nickel Coordinate
			J6 Gris Backpainted Glass	2 Burnished Bronze	E Round Grommet Right	X Anthracite
			K8 Graphic Steel Backpainted Glass	S Sepia Bronze	F Round Grommet Centered	2 Burnished Bronze
			MV White Solid Surface	M Graphite		S Sepia Bronze
				F Titanium Grey		M Graphite
				1 Gilded Ash		F Titanium Grey
						1 Gilded Ash

SAMPLE ORDER CODE

ZJTP C	36	90	K5	A	N	
--------	----	----	----	---	---	--

See pricing on following page.

Z J T P

Table Desk with Partial Modesty
(Continued)

DIMENSIONS
INCHES / MM

PRICING

D	W	FLINTWOOD		VENEER		SOLID SURFACE		BACKPAINTED GLASS	
		Painted Frame	Satin Nickel Frame	Painted Frame	Satin Nickel Frame	Painted Frame	Satin Nickel Frame	Painted Frame	Satin Nickel Frame
36 / 914	60 / 1524	7205	10504	7303	10601	10590	13889	10592	13891
36 / 914	66 / 1676	7455	10805	7565	10912	10796	14144	11043	14391
36 / 914	72 / 1829	7662	11080	7780	11198	10953	14373	11447	14867
36 / 914	78 / 1981	8156	11800	8284	11928	12286	15930	12140	15783
36 / 914	84 / 2134	8362	12055	8501	12193	12447	16138	234	16238
36 / 914	90 / 2286	8656	12417	8803	12565	12694	16455	728	16800
36 / 914	96 / 2438	8860	12691	9016	12848	12850	16683	1130	17274
42 / 1067	60 / 1524	7488	10790	7599	10903	10790	14095	11190	14492
42 / 1067	66 / 1676	7746	11102	7867	11223	10997	14351	11681	15033
42 / 1067	72 / 1829	7960	11386	8093	11517	11155	14580	12124	15547
42 / 1067	78 / 1981	8464	12112	8607	12256	13373	17023	543	16504
42 / 1067	84 / 2134	8677	12375	8833	12530	13533	17231	986	16994
42 / 1067	90 / 2286	8980	12746	9146	12913	13780	17547	1518	17596
42 / 1067	96 / 2438	9191	13028	9368	13205	13937	17773	1959	18107

If Rectangular Grommet, Painted is specified, add 181

If Rectangular Grommet, Satin Nickel (A) is specified, add 224

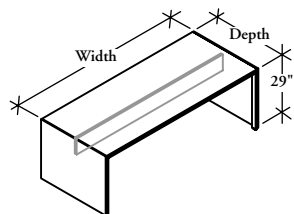
If Round Grommet, Ebony (E) is specified, add 132

If Round Grommet, Satin Nickel Coordinate (I) is specified, add 192

To order a Custom Color for Dossier please use the code ZCCWS. A one time 978 list charge per color applies.

Z J T E

Table Desk with Partial Modesty & End Panels



WHAT'S INCLUDED

1 desk with centered modesty panel, worksurface grommet (if specified).

NOTES

Round Grommet is only available in Satin Nickel Coordinate (I) and Ebony (E).

Horizontal grain direction Veneer Group 4 only.

Flintwood available in Open Pore finish only.

Modesty Panel finish is available only in Flintwood or Veneer as a standard.

PRODUCT OPTIONS

Modesty Panel Position	Grain Direction	Depth	Width (6" increments)	Top Finish
C Centered	H Horizontal V Vertical	36, 42	60 - 96	Flintwood Natural Veneer CWS Custom Wood Stain K7 Very White Backpainted Glass K1 Storm White Backpainted Glass J6 Gris Backpainted Glass K8 Graphic Steel Backpainted Glass MV White Solid Surface

SAMPLE ORDER CODE

ZJTE C	H	36	90	K5
---------------	----------	-----------	-----------	-----------

PRODUCT OPTIONS (CONTINUED)

Lower Panel Finish	Frame Finish	Grommet Style	Grommet Finish
Flintwood	A Satin Nickel	N No Grommet	A Satin Nickel
Natural Veneer	E Ebony	A Rectangular Grommet Left	E Ebony
CWS Custom Wood Stain	7 Platinum	B Rectangular Grommet Right	7 Platinum
	V Very White	C Rectangular Grommet Centered	V Very White
	X Anthracite	D Round Grommet Left	I Satin Nickel Coordinate
	2 Burnished Bronze	E Round Grommet Right	X Anthracite
	S Sepia Bronze	F Round Grommet Centered	
	M Graphite		
	F Titanium Grey		
	1 Gilded Ash		

SAMPLE ORDER CODE (CONTINUED)

DV	A	N	
-----------	----------	----------	--

See pricing on following page.

Z J T E

Table Desk with Partial Modesty & End Panels (Continued)

DIMENSIONS
INCHES / MM

D	W
36 / 914	60 / 1524
36 / 914	66 / 1676
36 / 914	72 / 1829
36 / 914	78 / 1981
36 / 914	84 / 2134
36 / 914	90 / 2286
36 / 914	96 / 2438
42 / 1067	60 / 1524
42 / 1067	66 / 1676
42 / 1067	72 / 1829
42 / 1067	78 / 1981
42 / 1067	84 / 2134
42 / 1067	90 / 2286
42 / 1067	96 / 2438

36 / 914	60 / 1524
36 / 914	66 / 1676
36 / 914	72 / 1829
36 / 914	78 / 1981
36 / 914	84 / 2134
36 / 914	90 / 2286
36 / 914	96 / 2438
42 / 1067	60 / 1524
42 / 1067	66 / 1676
42 / 1067	72 / 1829
42 / 1067	78 / 1981
42 / 1067	84 / 2134
42 / 1067	90 / 2286
42 / 1067	96 / 2438

36 / 914	60 / 1524
36 / 914	66 / 1676
36 / 914	72 / 1829
36 / 914	78 / 1981
36 / 914	84 / 2134
36 / 914	90 / 2286
36 / 914	96 / 2438
42 / 1067	60 / 1524
42 / 1067	66 / 1676
42 / 1067	72 / 1829
42 / 1067	78 / 1981
42 / 1067	84 / 2134
42 / 1067	90 / 2286
42 / 1067	96 / 2438

PRICING

FLINTWOOD			
PAINTED FRAME		SATIN NICKEL FRAME	
Vertical Grain	Horizontal Grain	Vertical Grain	Horizontal Grain
8732	8840	12031	12138
9009	9115	12357	12464
9238	9348	12656	12767
9668	9867	13310	13509
9897	10098	13589	13791
10127	10417	13889	14178
10353	10647	14184	14480
9062	9212	12364	12515
9344	9496	12699	12849
9581	9736	13006	13159
10019	10264	13668	13912
10258	10504	13955	14201
10494	10832	14262	14601
10730	11070	14566	14905

VENEER			
PAINTED FRAME		SATIN NICKEL FRAME	
Vertical Grain	Horizontal Grain	Vertical Grain	Horizontal Grain
8931	9038	12153	12336
9216	9324	12485	12672
9455	9565	12793	12984
9894	10095	13543	13739
10135	10336	13829	14028
10373	10665	14222	14426
10611	10905	14526	14736
9287	9439	12547	12743
9583	9735	12889	13088
9831	9987	13203	13408
10280	10526	13963	14173
10529	10776	14257	14472
10778	11116	14662	14882
11023	11363	14976	15198

SOLID SURFACE			
PAINTED FRAME		SATIN NICKEL FRAME	
Vertical Grain	Horizontal Grain	Vertical Grain	Horizontal Grain
12168	12325	15466	15623
12397	12554	15745	15903
12580	12740	16000	16157
13937	14099	17580	17741
14120	14282	17812	17975
14391	14557	18153	18318
14572	14738	18404	18571
12468	12631	15771	15936
12697	12862	16049	16216
12879	13046	16302	16470
15122	15291	18770	18938
15304	15476	19001	19172
15575	15750	19343	19517
15757	15932	19593	19768

Pricing and upcharges continued on the following page.

Z J T E

Table Desk with Partial Modesty & End Panels (Continued)

DIMENSIONS
INCHES / MM

PRICING

		BACKPAINTED GLASS			
		PAINTED FRAME		SATIN NICKEL FRAME	
D	W	Vertical Grain	Horizontal Grain	Vertical Grain	Horizontal Grain
36 / 914	60 / 1524	12170	12326	15468	15624
36 / 914	66 / 1676	12644	12802	15993	16151
36 / 914	72 / 1829	13073	13232	16492	16651
36 / 914	78 / 1981	13791	13952	17434	17595
36 / 914	84 / 2134	14218	14381	17911	18074
36 / 914	90 / 2286	14736	14901	18498	18661
36 / 914	96 / 2438	15164	15330	18995	19162
42 / 1067	60 / 1524	12868	13032	16171	16335
42 / 1067	66 / 1676	13380	13546	16735	16898
42 / 1067	72 / 1829	13847	14014	17270	17437
42 / 1067	78 / 1981	14603	14773	18249	18419
42 / 1067	84 / 2134	15069	15240	18767	18938
42 / 1067	90 / 2286	15625	15798	19392	19565
42 / 1067	96 / 2438	16088	16262	19924	20100

If Rectangular Grommet, Painted is specified, add 181

If Rectangular Grommet, Satin Nickel (A) is specified, add 224

If Round Grommet, Ebony (E) is specified, add 132

If Round Grommet, Satin Nickel Coordinate (I) is specified, add 192

To order a Custom Color for Dossier please use the code ZCCWS. A one time 978 list charge per color applies.

Z J T N

Table Desk without Modesty

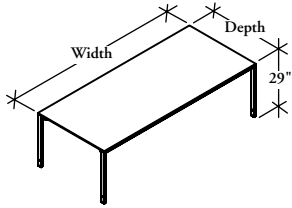
WHAT'S INCLUDED

1 desk, worksurface grommet (if specified).

NOTES

Round Grommet is only available in Satin Nickel Coordinate (I) and Ebony (E).

Flintwood available in Open Pore finish only.



PRODUCT OPTIONS

Depth	Width (6" increments)	Finish	Frame Finish	Grommet Style	Grommet Finish
30, 36, 42	60 - 96	Flintwood	A Satin Nickel	N No Grommet	A Satin Nickel
		Veneer	E Ebony	A Rectangular Grommet Left	E Ebony
		CWS Custom Wood Stain	7 Platinum	B Rectangular Grommet Right	7 Platinum
		K7 Very White Backpainted Glass	V Very White	C Rectangular Grommet Centered	V Very White
		K1 Storm White Backpainted Glass	X Anthracite	D Round Grommet Left	I Satin Nickel Coordinate
		J6 Gris Backpainted Glass	2 Burnished Bronze	E Round Grommet Right	X Anthracite
		K8 Graphic Steel Backpainted Glass	S Sepia Bronze	F Round Grommet Centered	2 Burnished Bronze
		MV White Solid Surface	M Graphite		S Sepia Bronze
			F Titanium Grey		M Graphite
			1 Gilded Ash		F Titanium Grey
				1 Gilded Ash	

SAMPLE ORDER CODE

ZJTN 36	90	DV	V	B	V
----------------	-----------	-----------	----------	----------	----------

See pricing on following page.

Z J T N

**Table Desk without Modesty
(Continued)**

**DIMENSIONS
INCHES / MM**

PRICING

D	W	VENEER		SOLID SURFACE		BACKPAINTED GLASS		FLINTWOOD	
		Painted Frame	Satin Nickel Frame	Painted Frame	Satin Nickel Frame	Painted Frame	Satin Nickel Frame	Painted Frame	Satin Nickel Frame
30 / 762	60 / 1524	6311	9585	8143	11418	9294	12570	6250	9525
30 / 762	66 / 1676	6480	9800	8264	11585	9625	12944	6412	9732
30 / 762	72 / 1829	6649	10036	8385	11773	9953	13339	6575	9963
30 / 762	78 / 1981	7107	10719	10346	13960	10574	14185	7028	10639
30 / 762	84 / 2134	7276	10935	10469	14128	10903	14561	7190	10849
30 / 762	90 / 2286	7533	11261	10679	14407	11320	15048	7440	11168
30 / 762	96 / 2438	7701	11496	10801	14594	11649	15444	7603	11397
36 / 914	60 / 1524	7062	10360	10347	13646	10348	13648	6988	10286
36 / 914	66 / 1676	7322	10672	10553	13902	10802	14149	7242	10591
36 / 914	72 / 1829	7539	10956	10713	14132	11206	14626	7449	10869
36 / 914	78 / 1981	8044	11686	12045	15690	11899	15542	7947	11590
36 / 914	84 / 2134	8259	11952	12205	15898	12305	15997	8155	11849
36 / 914	90 / 2286	8563	12325	12453	16215	12798	16559	8452	12212
36 / 914	96 / 2438	8775	12606	12608	16442	13201	17032	8657	12489
42 / 1067	60 / 1524	7331	10635	10525	13828	10925	14227	7246	10549
42 / 1067	66 / 1676	7603	10955	10730	14083	11413	14766	7508	10862
42 / 1067	72 / 1829	7827	11250	10888	14312	11856	15279	7725	11147
42 / 1067	78 / 1981	8340	11990	13107	16755	12587	16236	8229	11877
42 / 1067	84 / 2134	8565	12263	13265	16963	13030	16727	8444	12141
42 / 1067	90 / 2286	8878	12646	13514	17280	13563	17330	8750	12518
42 / 1067	96 / 2438	9103	12939	13671	17508	14003	17840	8965	12801

If Rectangular Grommet, Painted is specified, add 181

If Rectangular Grommet, Satin Nickel (A) is specified, add 224

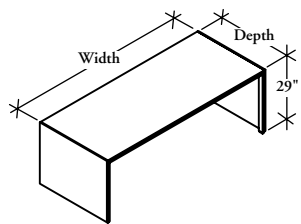
If Round Grommet, Ebony (E) is specified, add 132

If Round Grommet, Satin Nickel Coordinate (I) is specified, add 192

To order a Custom Color for Dossier please use the code ZCCWS. A one time 978 list charge per color applies.

Z J T W

Table Desk with End Panels without Modesty



WHAT'S INCLUDED

1 desk, worksurface grommet (if specified).

NOTES

Round Grommet is only available in Satin Nickel Coordinate (I) and Ebony (E).

Horizontal grain direction Veneer Group 4 only.

Flintwood available in Open Pore finish only.

PRODUCT OPTIONS

Grain Direction	Depth	Width (6" increments)	Finish
H Horizontal	30, 36, 42	60 - 96	Flintwood
V Vertical			Veneer
			CWS Custom Wood Stain
			K7 Very White Backpainted Glass
			K1 Storm White Backpainted Glass
			J6 Gris Backpainted Glass
			K8 Graphic Steel Backpainted Glass
			MV Solid Surface

SAMPLE ORDER CODE

ZJTW H	36	90	MV
---------------	-----------	-----------	-----------

PRODUCT OPTIONS (CONTINUED)

Lower Panel Finish	Frame Finish	Grommet Style	Grommet Finish
Flintwood	A Satin Nickel	N No Grommet	A Satin Nickel
Veneer	E Ebony	A Rectangular Grommet Left	E Ebony
CWS Custom Wood Stain	7 Platinum	B Rectangular Grommet Right	7 Platinum
	V Very White	C Rectangular Grommet Centered	V Very White
	X Anthracite	D Round Grommet Left	I Satin Nickel Coordinate
	2 Burnished Bronze	E Round Grommet Right	X Anthracite
	S Sepia Bronze	F Round Grommet Centered	2 Burnished Bronze
	M Graphite		S Sepia Bronze
	F Titanium Grey		M Graphite
	1 Gilded Ash		F Titanium Grey
			1 Gilded Ash

SAMPLE ORDER CODE (CONTINUED)

DV	V	B	V
-----------	----------	----------	----------

See pricing on following page.

Z J T W

Table Desk with End Panels
without Modesty (Continued)

DIMENSIONS
INCHES / MM

D	W
30 / 762	60 / 1524
30 / 762	66 / 1676
30 / 762	72 / 1829
30 / 762	78 / 1981
30 / 762	84 / 2134
30 / 762	90 / 2286
30 / 762	96 / 2438
36 / 914	60 / 1524
36 / 914	66 / 1676
36 / 914	72 / 1829
36 / 914	78 / 1981
36 / 914	84 / 2134
36 / 914	90 / 2286
36 / 914	96 / 2438
42 / 1067	60 / 1524
42 / 1067	66 / 1676
42 / 1067	72 / 1829
42 / 1067	78 / 1981
42 / 1067	84 / 2134
42 / 1067	90 / 2286
42 / 1067	96 / 2438

PRICING

FLINTWOOD			
PAINTED FRAME		SATIN NICKEL FRAME	
Vertical Grain	Horizontal Grain	Vertical Grain	Horizontal Grain
7445	7667	10718	10939
7608	7830	10929	11150
7770	7989	11158	11378
8223	8443	11835	12058
8385	8606	12045	12267
8634	8858	12364	12585
8798	9019	12595	12815
8299	8521	11598	11820
8553	8774	11901	12124
8761	8982	12180	12402
9258	9480	12901	13123
9465	9688	13158	13379
9764	9986	13524	13746
9968	10191	13799	14023
8671	8894	11974	12197
8933	9155	12286	12509
9149	9369	12574	12794
9654	9877	13303	13524
9871	10092	13569	13790
10175	10398	13942	14166
10390	10612	14226	14447

VENEER			
PAINTED FRAME		SATIN NICKEL FRAME	
Vertical Grain	Horizontal Grain	Vertical Grain	Horizontal Grain
7590	7812	10864	11084
7759	7981	11079	11300
7927	8149	11318	11537
8386	8607	12000	12221
8555	8775	12214	12436
8811	9034	12539	12762
8980	9203	12775	12996
8472	8695	11771	11993
8734	8956	12082	12305
8948	9171	12369	12589
9454	9676	13096	13319
9670	9891	13360	13583
9973	10196	13734	13957
10187	10408	14017	14240
8874	9096	12177	12399
9145	9366	12499	12721
9369	9591	12794	13015
9884	10105	13532	13754
10109	10330	13806	14027
10422	10643	14189	14412
10644	10866	14482	14704

Pricing and upcharges continued on the following page.

Z J T W

Table Desk with End Panels
without Modesty (Continued)

DIMENSIONS
INCHES / MM

D	W
30 / 762	60 / 1524
30 / 762	66 / 1676
30 / 762	72 / 1829
30 / 762	78 / 1981
30 / 762	84 / 2134
30 / 762	90 / 2286
30 / 762	96 / 2438
36 / 914	60 / 1524
36 / 914	66 / 1676
36 / 914	72 / 1829
36 / 914	78 / 1981
36 / 914	84 / 2134
36 / 914	90 / 2286
36 / 914	96 / 2438
42 / 1067	60 / 1524
42 / 1067	66 / 1676
42 / 1067	72 / 1829
42 / 1067	78 / 1981
42 / 1067	84 / 2134
42 / 1067	90 / 2286
42 / 1067	96 / 2438

PRICING

SOLID SURFACE					
PAINTED FRAME			SATIN NICKEL FRAME		
Vertical Grain	Horizontal Grain		Vertical Grain	Horizontal Grain	
9423	9644		12697	12917	
9545	9765		12865	13085	
9664	9887		13055	13276	
11625	11849		15239	15461	
11748	11969		15408	15630	
11957	12179		15685	15906	
12078	12302		15875	16097	
11759	11980		15056	15279	
11964	12186		15314	15535	
12124	12345		15542	15764	
13457	13677		17100	17322	
13617	13837		17306	17529	
13864	14084		17626	17846	
14022	14243		17851	18074	
12066	12288		15369	15591	
12272	12495		15627	15846	
12431	12652		15855	16077	
14650	14871		18297	18517	
14809	15029		18506	18727	
15056	15276		18825	19044	
15214	15436		19050	19272	

BACKPAINTED GLASS					
PAINTED FRAME			SATIN NICKEL FRAME		
Vertical Grain	Horizontal Grain		Vertical Grain	Horizontal Grain	
10575	10796		13848	14069	
10904	11124		14223	14445	
11230	11454		14622	14844	
11853	12073		15466	15687	
12181	12404		15841	16064	
12599	12819		16326	16548	
12926	13150		16722	16945	
11761	11982		15060	15280	
12211	12432		15561	15781	
12618	12838		16036	16256	
13310	13532		16954	17175	
13716	13937		17406	17629	
14209	14432		17971	18191	
14611	14833		18443	18664	
12467	12689		15770	15992	
12956	13179		16309	16530	
13399	13621		16822	17045	
14131	14352		17778	18000	
14573	14796		18270	18492	
15104	15327		18872	19095	
15546	15767		19382	19604	

If Rectangular Grommet, Painted is specified, add 181

If Rectangular Grommet, Satin Nickel (A) is specified, add 224

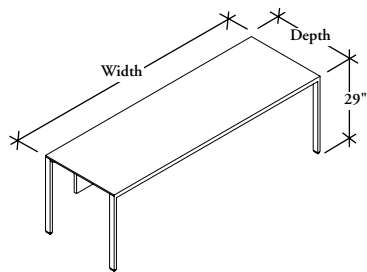
If Round Grommet, Ebony (E) is specified, add 132

If Round Grommet, Satin Nickel Coordinate (I) is specified, add 192

To order a Custom Color for Dossier please use the code ZCCWS. A one time 978 list charge per color applies.

ZJTPK

Table Desk, Knockdown Frame with Partial Modesty



WHAT'S INCLUDED

1 desk with centered modesty panel, worksurface grommet (if specified).

NOTES

Round Grommet is only available in Satin Nickel Coordinate (I) and Ebony (E).

Flintwood and Veneer available in Open Pore finish only.

Modesty Panel finish will match the worksurface finish.

Laminate worksurface along with Foundation and Mica paint frame finish is only available for the Knockdown Frame (ZJTPK and ZJTnk).

Centered (C) Modesty Panel is not available on 30" depth.

PRODUCT OPTIONS

Modesty Panel Position	Depth	Width (6" increments)	Finish	Frame Finish	Grommet Style	Grommet Finish
C Centered	30, 36, 42	60 - 96	Flintwood	Foundation Paint	N No Grommet	Foundation
R Recessed 11"			Veneer	Mica Paint	A Rectangular Grommet Left	Mica
			CWS Custom Wood Stain		B Rectangular Grommet Right	E Ebony
			RV Very White		C Rectangular Grommet Centered	
			LW Storm White		D Round Grommet Left	
			2T Crisp Grey		E Round Grommet Right	
			2U Sand		F Round Grommet Centered	
			2V Earth			

SAMPLE ORDER CODE

ZJTPK C	36	90	K7	A	N	
----------------	-----------	-----------	-----------	----------	----------	--

DIMENSIONS

INCHES / MM

D	W
36 / 914	60 / 1524
36 / 914	66 / 1676
36 / 914	72 / 1829
36 / 914	78 / 1981
36 / 914	84 / 2134
36 / 914	90 / 2286
36 / 914	96 / 2438
42 / 1067	60 / 1524
42 / 1067	66 / 1676
42 / 1067	72 / 1829
42 / 1067	78 / 1981
42 / 1067	84 / 2134
42 / 1067	90 / 2286
42 / 1067	96 / 2438

PRICING

CENTERED

Laminate	Flintwood	Veneer
4963	5511	5518
4993	5574	5581
5028	5651	5659
5058	5724	5732
5241	5849	5857
5270	5911	5920
5375	6036	6045
5043	5683	5689
5093	5750	5757
5107	5802	5810
5122	5895	5903
5320	6015	6024
5406	6082	6093
5455	6145	6154

If Rectangular Grommet, Painted is specified, add 181

If Round Grommet, Ebony (E) is specified, add 132

Pricing and upcharges continued on the following page.

Z J T P K
**Table Desk, Knockdown Frame
 with Partial Modesty (Continued)**

DIMENSIONS
INCHES / MM

D	W
30 / 762	60 / 1524
30 / 762	66 / 1676
30 / 762	72 / 1829
30 / 762	78 / 1981
30 / 762	84 / 2134
30 / 762	90 / 2286
30 / 762	96 / 2438
36 / 914	60 / 1524
36 / 914	66 / 1676
36 / 914	72 / 1829
36 / 914	78 / 1981
36 / 914	84 / 2134
36 / 914	90 / 2286
36 / 914	96 / 2438
42 / 1067	60 / 1524
42 / 1067	66 / 1676
42 / 1067	72 / 1829
42 / 1067	78 / 1981
42 / 1067	84 / 2134
42 / 1067	90 / 2286
42 / 1067	96 / 2438

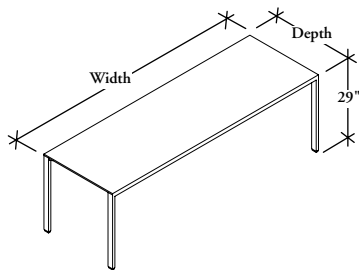
PRICING

RECESSED 11"		
Laminate	Flintwood	Veneer
4636	5079	5087
4653	5132	5139
4730	5235	5243
4834	5287	5294
4845	5420	5431
4854	5475	5482
5048	5754	5764
4963	5511	5518
4993	5574	5581
5028	5651	5659
5058	5724	5732
5241	5849	5857
5270	5911	5920
5375	6036	6045
5043	5683	5689
5093	5750	5757
5107	5802	5810
5122	5895	5903
5320	6015	6024
5406	6082	6093
5455	6145	6154

If Rectangular Grommet, Painted is specified, add 181
 If Round Grommet, Ebony (E) is specified, add 132

ZJT NK

Table Desk, Knockdown Frame without Modesty



WHAT'S INCLUDED

1 desk, worksurface grommet (if specified).

NOTES

Round Grommet is only available in Satin Nickel Coordinate (I) and Ebony (E).

Flintwood and Veneer available in Open Pore finish only.

Laminate worksurface along with Foundation and Mica paint frame finish is only available for the Knockdown Frame (ZJT PK and ZJT NK).

PRODUCT OPTIONS

Depth	Width (6" increments)	Finish	Frame Finish	Grommet Style	Grommet Finish
30, 36, 42	60 - 96	Flintwood Veneer CWS Custom Wood Stain RV Very White LW Storm White 2T Crisp Grey 2U Sand 2V Earth	Foundation Paint Mica Paint	N No Grommet A Rectangular Grommet Left B Rectangular Grommet Right C Rectangular Grommet Centered D Round Grommet Left E Round Grommet Right F Round Grommet Centered	Foundation Mica E Ebony

SAMPLE ORDER CODE

ZJT NK 36	90	DU	V	B	V
-----------	----	----	---	---	---

DIMENSIONS INCHES / MM

D	W
30 / 762	60 / 1524
30 / 762	66 / 1676
30 / 762	72 / 1829
30 / 762	78 / 1981
30 / 762	84 / 2134
30 / 762	90 / 2286
30 / 762	96 / 2438
36 / 914	60 / 1524
36 / 914	66 / 1676
36 / 914	72 / 1829
36 / 914	78 / 1981
36 / 914	84 / 2134
36 / 914	90 / 2286
36 / 914	96 / 2438

PRICING

Laminate	Flintwood	Veneer
4284	4565	4632
4292	4596	4666
4365	4680	4752
4372	4711	4787
4457	4824	4903
4464	4854	4936
4645	5116	5200
4614	4987	5060
4636	5030	5101
4660	5087	5165
4680	5133	5217
4859	5238	5326
4878	5280	5367
4973	5384	5478

DIMENSIONS INCHES / MM

D	W
42 / 1067	60 / 1524
42 / 1067	66 / 1676
42 / 1067	72 / 1829
42 / 1067	78 / 1981
42 / 1067	84 / 2134
42 / 1067	90 / 2286
42 / 1067	96 / 2438

PRICING

Laminate	Flintwood	Veneer
4690	5160	5238
4730	5200	5285
4740	5238	5315
4750	5300	5389
4934	5399	5492
5014	5445	5539
5052	5492	5586

If Rectangular Grommet, Painted is specified, add 181

If Round Grommet, Ebony (E) is specified, add 132

To order a Custom Color for Dossier please use the code ZCCWS. A one time 978 list charge per color applies.

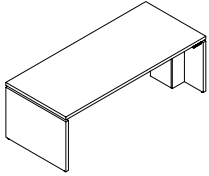
height-adjustable desks

height-adjustable desks product map

ZJSH Height-Adjustable Standard Desk with Full Modesty

Page 167

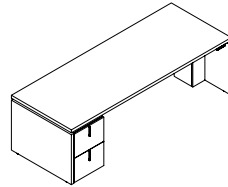
Depth : 32", 36" / Width: 60" - 96" (6" increments)



ZJPH Height-Adjustable Single Pedestal Desk with Full Modesty

Page 168

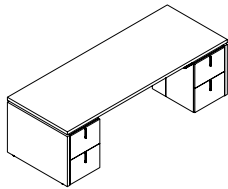
Depth : 32", 36" / Width: 66" - 96" (6" increments)



ZJDH Height-Adjustable Double Pedestal Desk with Full Modesty

Page 170

Depth : 32", 36" / Width: 72" - 96" (6" increments)



Z J S H

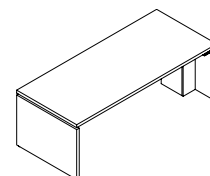
Height-Adjustable Standard Desk with Full Modesty

WHAT'S INCLUDED

1 worksurface, 1 stationary modesty and surround, 1 moving modesty, height adjustable mechanism, height adjustable switch, worksurface grommet (if specified), standard integrated wire management includes modesty grommet, wire looms, 1 Vertical Wire Carrier, four-outlet power bar, metal cable tray

NOTES

- Height Adjustable Range: 29" - 50".
- Right default HA Switch location, with pilot holes for left orientation.
- Vertical Wire Carrier can be installed on the left or right.
- There is a 1" gap under moving surfaces to avoid pinch points.
- Flush or partial modesty options are not available.
- After cable routing through the desk, the HA mechanism will have approximately two feet of cable leftover to reach a wall or floor receptacle. The power bar will have approximately four feet leftover.



PRODUCT OPTIONS

Modesty Panel Position	Grain Direction	Depth	Width (6" increments)	Finish	Grommet Style & Location		Grommet Finish
A 4" Recessed	H Horizontal	32, 36	60 - 96	Flintwood	N No Grommet	G Rectangular Grommet Left and Right	A Satin Nickel
B 8" Recessed	V Vertical			Natural Veneer	A Rectangular Grommet Left	H Rectangular Grommet Left and Center	7 Platinum
				CWS Custom Wood Stain	B Rectangular Grommet Right	I Rectangular Grommet Right and Center	V Very White
					C Rectangular Grommet Centered	J Round Grommet Left and Right	E Ebony
					D Round Grommet Left	K Round Grommet Left and Center	X Anthracite
					E Round Grommet Right	L Round Grommet Right and Center	2 Burnished Bronze
					F Round Grommet Centered		S Sepia Bronze
							M Graphite
							F Titanium Grey
							1 Gilded Ash

SAMPLE ORDER CODE

ZJSH A	V	36	78	VE	B	V
--------	---	----	----	----	---	---

DIMENSIONS INCHES / MM

D	W
32 / 813	60 / 1524
32 / 813	66 / 1676
32 / 813	72 / 1829
32 / 813	78 / 1981
32 / 813	84 / 2134
32 / 813	90 / 2286
32 / 813	96 / 2438
36 / 914	60 / 1524
36 / 914	66 / 1676
36 / 914	72 / 1829
36 / 914	78 / 1981
36 / 914	84 / 2134
36 / 914	90 / 2286
36 / 914	96 / 2438

PRICING

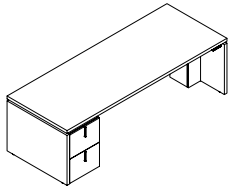
veneer	FLINTWOOD
8557	8296
8723	8448
8888	8599
9135	8833
9302	8984
9548	9216
9713	9367
8796	8522
8968	8679
9140	8839
9392	9077
9566	9236
9820	9475
9992	9632

- If Rectangular Grommet, Painted is specified, add 181 for each grommet
- If Rectangular Grommet, Satin Nickel (A) is specified, add 224 for each grommet
- If Round Grommet, Ebony (E) is specified, add 132 for each grommet
- If Round Grommet, Satin Nickel Coordinate (I) is specified, add 192 for each grommet

height-adjustable desks

Z J P H

Height-Adjustable Single Pedestal Desk with Full Modesty



WHAT'S INCLUDED

1 worksurface, 1 stationary modesty and surround, 1 moving modesty, 1 integrated pedestal, height adjustable mechanism, height adjustable switch, worksurface grommet (if specified), standard integrated wire management includes modesty grommet, wire looms, 1 Vertical Wire Carrier, four-outlet power bar, metal cable tray

NOTES

Height Adjustable Range: 29" - 50".

HA Switch should not be positioned over the Pedestal. Therefore the default HA Switch location will be on the Gable side.

Vertical Wire Carrier can be installed on the left or right.

There is a 1" gap under moving surfaces to avoid pinch points.

Flush or partial modesty options are not available.

After cable routing through the desk, the HA mechanism will have approximately two feet of cable leftover to reach a wall or floor receptacle. The power bar will have approximately three feet leftover.

PRODUCT OPTIONS

Modesty Panel Position	Pedestal Drawer Combination	Grain Direction	Depth	Width (6" increments)	Pedestal Position	Finish
A 4" Recessed	F File, File	H Horizontal	32, 36	66 - 96	L Left (Shown)	Flintwood
B 8" Recessed	B Box, Box, File	V Vertical			R Right	Natural Veneer
						CWS Custom Wood Stain

SAMPLE ORDER CODE

ZJPH A	F	H	36	78	R	VE
---------------	----------	----------	-----------	-----------	----------	-----------

PRODUCT OPTIONS (CONTINUED)

Drawer Box and/or Pencil Tray Finish	Pull Style	Pull Finish	Lock Finish	Grommet Style & Location		Grommet Finish
E Ebony Drawer Box (Only for File, File)	X Dossier Pull	A Satin Nickel	E Ebony	N No Grommet	G Rectangular Grommet Left and Right	A Satin Nickel
EE Ebony Drawer Box, Ebony Pencil Tray (Only for Box, Box, File)	R Rectangular	7 Platinum	C Polished Chrome	A Rectangular Grommet Left	H Rectangular Grommet Left and Center	7 Platinum
EC Ebony Drawer Box, Solid Surface Pencil Tray (Only for Box, Box, File)		V Very White		B Rectangular Grommet Right	I Rectangular Grommet Right and Center	V Very White
M Maple Drawer Box (Only for File, File)		E Ebony		C Rectangular Grommet Centered	J Round Grommet Left and Right	E Ebony
MM Maple Drawer Box, Maple Pencil Tray (Only for Box, Box, File)		X Anthracite		D Round Grommet Left	K Round Grommet Left and Center	X Anthracite
MC Maple Drawer Box, Solid Surface Pencil Tray (Only for Box, Box, File)		2 Burnished Bronze		E Round Grommet Right	L Round Grommet Right and Center	2 Burnished Bronze
		S Sepia Bronze		F Round Grommet Centered		S Sepia Bronze
		M Graphite				M Graphite
		F Titanium Grey				F Titanium Grey
		1 Gilded Ash				1 Gilded Ash

SAMPLE ORDER CODE (CONTINUED)

MC	X	L	C	N	V
-----------	----------	----------	----------	----------	----------

See pricing on following page.

Z J P H

Height-Adjustable Single Pedestal Desk with Full Modesty (Continued)

DIMENSIONS
INCHES / MM

D	W
32 / 813	66 / 1676
32 / 813	72 / 1829
32 / 813	78 / 1981
32 / 813	84 / 2134
32 / 813	90 / 2286
32 / 813	96 / 2438
36 / 914	66 / 1676
36 / 914	72 / 1829
36 / 914	78 / 1981
36 / 914	84 / 2134
36 / 914	90 / 2286
36 / 914	96 / 2438

PRICING

BOX, BOX, FILE (B)					
EBONY DRAWER BOX			MAPLE DRAWER BOX		
Veneer	Flintwood		Veneer	Flintwood	
10937	10611		12235	11908	
11104	10763		12402	12061	
11350	10995		12648	12293	
11516	11147		12814	12444	
11762	11378		13060	12677	
11929	11532		13227	12828	
11244	10902		12538	12196	
11416	11058		12710	12353	
11668	11297		12963	12591	
11842	11455		13136	12749	
12096	11695		13390	12989	
12268	11853		13562	13147	

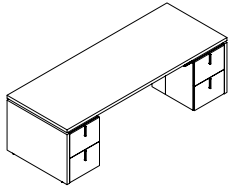
FILE, FILE (F)					
EBONY DRAWER BOX			MAPLE DRAWER BOX		
Veneer	Flintwood		Veneer	Flintwood	
10526	10218		11328	11021	
10691	10368		11494	11173	
10936	10601		11740	11406	
11102	10752		11906	11557	
11349	10985		12155	11789	
11515	11136		12318	11940	
10808	10485		12578	12255	
10980	10642		12750	12413	
11236	10882		13005	12651	
11408	11040		13178	12811	
11660	11279		13430	13048	
11832	11437		13602	13208	

- If Rectangular Grommet, Painted is specified, add 181 for each grommet
- If Rectangular Grommet, Satin Nickel (A) is specified, add 224 for each grommet
- If Round Grommet, Ebony (E) is specified, add 132 for each grommet
- If Round Grommet, Satin Nickel Coordinate (I) is specified, add 192 for each grommet
- If Solid Surface Pencil Tray is specified, add 444

height-adjustable desks

ZJDH

Height-Adjustable Double Pedestal Desk with Full Modesty



WHAT'S INCLUDED

1 worksurface, 1 stationary modesty and surround, 1 moving modesty, 2 integrated pedestals, height adjustable mechanism, height adjustable switch, worksurface grommet (if specified), standard integrated wire management includes modesty grommet, wire looms, 1 Vertical Wire Carrier, four-outlet power bar, metal cable tray

NOTES

Height Adjustable Range: 29" - 50".

Right default HA Switch location, with pilot holes for left orientation.

Vertical Wire Carrier can be installed on the left or right.

There is a 1" gap under moving surfaces to avoid pinch points.

Flush or partial modesty options are not available.

After cable routing through the desk, the HA mechanism will have approximately two feet of cable leftover to reach a wall or floor receptacle. The power bar will have approximately four feet leftover.

PRODUCT OPTIONS

Modesty Panel Position	Left Pedestal Drawer Combination	Right Pedestal Drawer Combination	Grain Direction	Depth	Width		Finish
					(6" increments)		
A 4" Recessed	F File, File	F File, File	H Horizontal	32, 36	72 - 96		Flintwood
B 8" Recessed	B Box, Box, File	B Box, Box, File	V Vertical				Natural Veneer CWS Custom Wood Stain

SAMPLE ORDER CODE

ZJDH A	F	F	V	36	78	VE
---------------	----------	----------	----------	-----------	-----------	-----------

PRODUCT OPTIONS (CONTINUED)

Drawer Box and/or Pencil Tray Finish	Pull Style	Pull Finish	Lock Finish	Grommet Style & Location		Grommet Finish
E Ebony Drawer Box (Only for File, File)	X Dossier Pull	A Satin Nickel	E Ebony	N No Grommet	G Rectangular Grommet Left and Right	A Satin Nickel
EE Ebony Drawer Box, Ebony Pencil Tray (Only for Box, Box, File)	R Rectangular	7 Platinum	C Polished Chrome	A Rectangular Grommet Left	H Rectangular Grommet Left and Center	7 Platinum
EC Ebony Drawer Box, Solid Surface Pencil Tray (Only for Box, Box, File)		V Very White		B Rectangular Grommet Right	I Rectangular Grommet Right and Center	V Very White
M Maple Drawer Box (Only for File, File)		E Ebony		C Rectangular Grommet Centered	J Round Grommet Left and Right	E Ebony
MM Maple Drawer Box, Maple Pencil Tray (Only for Box, Box, File)		X Anthracite		D Round Grommet Left	K Round Grommet Left and Center	X Anthracite
MC Maple Drawer Box, Solid Surface Pencil Tray (Only for Box, Box, File)		2 Burnished Bronze		E Round Grommet Right	L Round Grommet Right and Center	2 Burnished Bronze
		S Sepia Bronze		F Round Grommet Centered		S Sepia Bronze
		M Graphite				M Graphite
		F Titanium Grey				F Titanium Grey
		1 Gilded Ash				1 Gilded Ash

SAMPLE ORDER CODE (CONTINUED)

M	X	A	C	N	V
----------	----------	----------	----------	----------	----------

See pricing on following page.

Z J D H

Height-Adjustable Double Pedestal Desk with Full Modesty (Continued)

DIMENSIONS
INCHES / MM

D	W
32 / 813	72 / 1829
32 / 813	78 / 1981
32 / 813	84 / 2134
32 / 813	90 / 2286
32 / 813	96 / 2438
36 / 914	72 / 1829
36 / 914	78 / 1981
36 / 914	84 / 2134
36 / 914	90 / 2286
36 / 914	96 / 2438

PRICING

BOX, BOX, FILE (B), LEFT & RIGHT					BOX, BOX, FILE (B) & FILE, FILE (F)						
EBONY DRAWER BOX		MAPLE DRAWER BOX		EBONY DRAWER BOX		MAPLE DRAWER BOX		EBONY DRAWER BOX		MAPLE DRAWER BOX	
Veneer	Flintwood	Veneer	Flintwood	Veneer	Flintwood	Veneer	Flintwood	Veneer	Flintwood	Veneer	Flintwood
13319	12926	15915	15523	12907	12532	15007	14634	13318	12916	15420	15019
13566	13159	16160	15755	13153	12765	15255	14864	13318	12916	15420	15019
13732	13311	16327	15906	13564	13149	15667	15250	13318	12916	15420	15019
13978	13543	16574	16138	13730	13300	15832	15402	13318	12916	15420	15019
14144	13695	16739	16291	13730	13300	15832	15402	13318	12916	15420	15019
13692	13279	16280	15867	13256	12864	16321	15928	13318	12916	15420	15019
13944	13519	16532	16107	13508	13102	16574	16167	13318	12916	15420	15019
14118	13675	16707	16265	13683	13259	16746	16324	13318	12916	15420	15019
14371	13915	16960	16504	13936	13499	17000	16564	13318	12916	15420	15019
14543	14073	17132	16662	14108	13658	17173	16721	13318	12916	15420	15019

FILE, FILE (F), LEFT & RIGHT							
EBONY DRAWER BOX		MAPLE DRAWER BOX		EBONY DRAWER BOX		MAPLE DRAWER BOX	
Veneer	Flintwood	Veneer	Flintwood	Veneer	Flintwood	Veneer	Flintwood
12494	12137	14101	13745	12494	12137	14101	13745
12740	12370	14347	13978	12740	12370	14347	13978
12904	12521	14512	14130	12904	12521	14512	14130
13151	12753	14758	14363	13151	12753	14758	14363
13317	12907	14925	14513	13317	12907	14925	14513
12820	12448	16360	15987	12820	12448	16360	15987
13073	12686	16614	16226	13073	12686	16614	16226
13248	12845	16787	16384	13248	12845	16787	16384
13499	13084	17038	16623	13499	13084	17038	16623
13671	13242	17211	16783	13671	13242	17211	16783

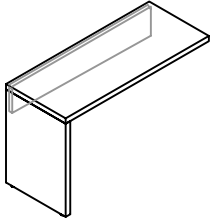
- If Rectangular Grommet, Painted is specified, add 181 for each grommet
- If Rectangular Grommet, Satin Nickel (A) is specified, add 224 for each grommet
- If Round Grommet, Ebony (E) is specified, add 132 for each grommet
- If Round Grommet, Satin Nickel Coordinate (I) is specified, add 192 for each grommet
- If Solid Surface Pencil Tray is specified, add 444 each

L returns

L returns product map

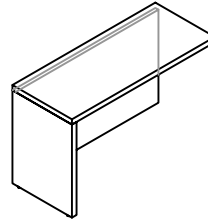
ZJRP Desk Return Shell with Partial Modesty

Page 174
 Depth : 20" & 24" / Width: 42" - 60" (6" increments)



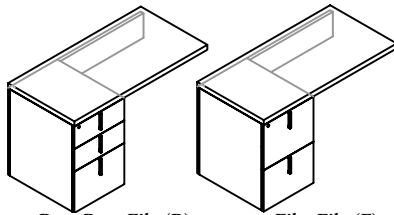
ZJRF Desk Return Shell with Full Modesty

Page 175
 Depth : 20" & 24" / Width: 42" - 60" (6" increments)



ZJUP Desk Return with Single Pedestal & Partial Flush Modesty

Page 176
 Depth : 20" & 24" / Width: 42" - 60" (6" increments)

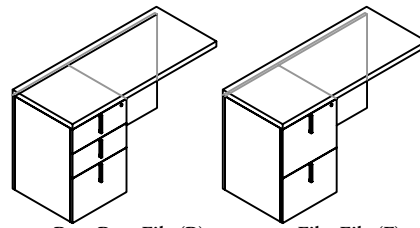


Box, Box, File (B)

File, File (F)

ZJUF Desk Return with Single Pedestal & Full Flush Modesty

Page 178
 Depth : 20" & 24" / Width: 42" - 60" (6" increments)



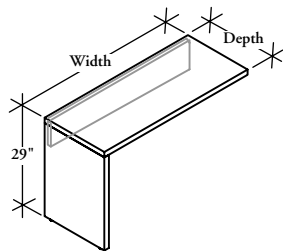
Box, Box, File (B)

File, File (F)

L returns

Z J R P

Desk Return Shell with Partial Modesty



WHAT'S INCLUDED

1 desk return with modesty panel (as specified), worksurface grommet (if specified).

NOTES

Round Grommet is only available in Satin Nickel Coordinate (I) and Ebony (E).

Horizontal grain direction Veneer Group 4 only.

Flintwood available in Open Pore finish only.

PRODUCT OPTIONS

Modesty Panel Position	Grain Direction	Depth	Width (6" increments)	Orientation	Finish	Grommet Style	Grommet Finish
F Flush	H Horizontal	20, 24	42 - 60	L Left (Shown)	Flintwood Natural Veneer CWS Custom Wood Stain	N No Grommet C Rectangular Grommet Centered F Round Grommet Centered	A Satin Nickel
	V Vertical			R Right			E Ebony 7 Platinum V Very White I Satin Nickel Coordinate X Anthracite 2 Burnished Bronze S Sepia Bronze M Graphite F Titanium Grey 1 Gilded Ash

SAMPLE ORDER CODE

ZJRP F	H	20	60	L	DV	C	V
--------	---	----	----	---	----	---	---

DIMENSIONS INCHES / MM

D	W
20 / 508	42 / 1067
20 / 508	48 / 1219
20 / 508	54 / 1372
20 / 508	60 / 1524
24 / 610	42 / 1067
24 / 610	48 / 1219
24 / 610	54 / 1372
24 / 610	60 / 1524

PRICING

FLINTWOOD

Vertical Grain	Horizontal Grain
1408	1519
1465	1580
1523	1639
1580	1700
1495	1610
1560	1678
1625	1746
1727	1850

VENEER

Vertical Grain	Horizontal Grain
1583	1706
1646	1774
1711	1843
1775	1909
1680	1809
1753	1884
1825	1961
1940	2078

If Rectangular Grommet, Painted is specified, add 181

If Rectangular Grommet, Satin Nickel (A) is specified, add 224

If Round Grommet, Ebony (E) is specified, add 132

If Round Grommet, Satin Nickel Coordinate (I) is specified, add 192

To order a Custom Color for Dossier please use the code ZCCWS. A one time 978 list charge per color applies.

WHAT'S INCLUDED

1 desk return with modesty panel (as specified), worksurface grommet (if specified).

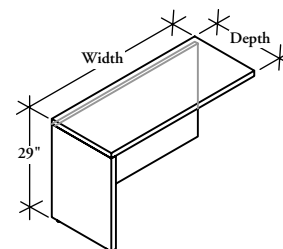
NOTES

Round Grommet is only available in Satin Nickel Coordinate and Ebony.

Horizontal grain direction Veneer Group 4 only.

Flintwood available in Open Pore finish only.

Z J R F
Desk Return Shell with Full Modesty



PRODUCT OPTIONS

Modesty Panel Position	Grain Direction	Depth	Width (6" increments)	Orientation	Finish	Grommet Style	Grommet Finish
F Flush	H Horizontal	20, 24	42 - 60	L Left (Shown)	Flintwood	N No Grommet	A Satin Nickel
	V Vertical			R Right	Natural Veneer	C Rectangular Grommet Centered	E Ebony
					CWS Custom Wood Stain	F Round Grommet Centered	7 Platinum
							V Very White
							I Satin Nickel Coordinate
							X Anthracite
							2 Burnished Bronze
							S Sepia Bronze
							M Graphite
							F Titanium Grey
							1 Gilded Ash

SAMPLE ORDER CODE

ZJRF F	H	20	60	R	DV	F	E
--------	---	----	----	---	----	---	---

DIMENSIONS

INCHES / MM

D	W
20 / 508	42 / 1067
20 / 508	48 / 1219
20 / 508	54 / 1372
20 / 508	60 / 1524
24 / 610	42 / 1067
24 / 610	48 / 1219
24 / 610	54 / 1372
24 / 610	60 / 1524

PRICING

FLINTWOOD		VENEER	
Vertical Grain	Horizontal Grain	Vertical Grain	Horizontal Grain
1622	1746	1823	1961
1705	1834	1916	2063
1789	1923	2008	2158
1870	2008	2102	2258
1710	1837	1923	2066
1799	1932	2021	2172
1888	2028	2121	2278
2015	2158	2264	2426

If Rectangular Grommet, Painted is specified, add 181

If Rectangular Grommet, Satin Nickel (A) is specified, add 224

If Round Grommet, Ebony (E) is specified, add 132

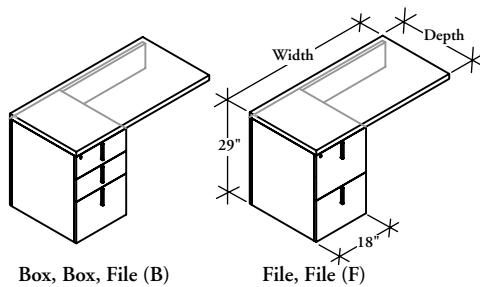
If Round Grommet, Satin Nickel Coordinate (I) is specified, add 192

To order a Custom Color for Dossier please use the code ZCCWS. A one time 978 list charge per color applies.

L returns

ZJUP

Desk Return with Single Pedestal & Partial Flush Modesty



WHAT'S INCLUDED

1 desk return with modesty panel (as specified) and pedestal file, worksurface grommet (if specified).

NOTES

Pencil Tray is only available for Box, Box, File (B) Drawer Combinations.

Pencil Tray for Ebony Drawer Boxes is available in Ebony (standard) or Solid Surface (upcharge).

Pencil Tray for Maple Drawer Boxes is available in Maple (standard) or Solid Surface (upcharge).

Round Grommet is only available in Satin Nickel Coordinate (I) and Ebony (E).

Horizontal grain direction Veneer Group 4 only.

Flintwood available in Open Pore finish only.

PRODUCT OPTIONS

Pedestal Drawer Combination	Grain Direction	Depth	Width (6" increments)	Pedestal Position	Finish
F File, File	H Horizontal	20, 24	42 - 60	L Left (Shown)	Flintwood
B Box, Box, File	V Vertical			R Right	Veneer CWS Custom Wood Stain

SAMPLE ORDER CODE

ZJUP F	H	20	48	R	DV
---------------	----------	-----------	-----------	----------	-----------

PRODUCT OPTIONS (CONTINUED)

Drawer Box and/or Pencil Tray Finish	Pull Style	Pull Finish	Lock Finish	Grommet Style	Grommet Finish
E Ebony Drawer Box (Only for File, File)	X Dossier Pull	A Satin Nickel	E Ebony	N No Grommet	A Satin Nickel
EE Ebony Drawer Box, Ebony Pencil Tray (Only for Box, Box, File)	R Rectangular	E Ebony	C Polished Chrome	C Rectangular Grommet Centered	E Ebony
EC Ebony Drawer Box, Solid Surface Pencil Tray (Only for Box, Box, File)		7 Platinum		F Round Grommet Centered	7 Platinum
M Maple Drawer Box (Only for File, File)		V Very White			V Very White
MM Maple Drawer Box, Maple Pencil Tray (Only for Box, Box, File)		X Anthracite			I Satin Nickel Coordinate
MC Maple Drawer Box, Solid Surface Pencil Tray (Only for Box, Box, File)		2 Burnished Bronze			X Anthracite
		S Sepia Bronze			2 Burnished Bronze
		M Graphite			S Sepia Bronze
		F Titanium Grey			M Graphite
		1 Gilded Ash			F Titanium Grey
					1 Gilded Ash

SAMPLE ORDER CODE (CONTINUED)

MC	R	A	C	C	A
-----------	----------	----------	----------	----------	----------

See pricing on following page.

Z J U P

Desk Return with Single Pedestal & Partial Flush Modesty (Continued)

DIMENSIONS
INCHES / MM

D	W
20 / 508	42 / 1067
20 / 508	48 / 1219
20 / 508	54 / 1372
20 / 508	60 / 1524
24 / 610	42 / 1067
24 / 610	48 / 1219
24 / 610	54 / 1372
24 / 610	60 / 1524

PRICING

FILE, FILE (F)									
EBONY DRAWER BOX					MAPLE DRAWER BOX				
FLINTWOOD		VENEER		FLINTWOOD		VENEER			
Vertical Grain	Horizontal Grain	Vertical Grain	Horizontal Grain	Vertical Grain	Horizontal Grain	Vertical Grain	Horizontal Grain	Vertical Grain	Horizontal Grain
2758	2980	2904	3134	2904	3134	3050	3291		
2820	3039	2967	3201	2967	3201	3117	3362		
2880	3103	3031	3267	3032	3267	3183	3431		
2984	3210	3138	3379	3138	3379	3297	3548		
2864	3088	3015	3250	3016	3250	3166	3412		
2932	3159	3087	3326	3087	3326	3240	3492		
2999	3229	3158	3400	3158	341	3316	3569		
3108	3343	3273	3518	3273	3518	3436	3695		

BOX, BOX, FILE (B)									
EBONY DRAWER BOX, EBONY PENCIL TRAY					MAPLE DRAWER BOX, MAPLE PENCIL TRAY				
FLINTWOOD		VENEER		FLINTWOOD		VENEER			
Vertical Grain	Horizontal Grain	Vertical Grain	Horizontal Grain	Vertical Grain	Horizontal Grain	Vertical Grain	Horizontal Grain	Vertical Grain	Horizontal Grain
3092	3308	3254	3482	3285	3518	3448	3693		
3152	3372	3317	3549	3350	3585	3516	3763		
3211	3436	3380	3617	3413	3652	3581	3834		
3311	3542	3489	3727	3523	3766	3697	3952		
3195	3420	3364	3598	3398	3635	3566	3813		
3264	3491	3434	3673	3471	3710	3641	3894		
3331	3562	3506	3748	3542	3786	3717	3973		
3442	3673	3622	3867	3659	3907	3839	4101		

If Solid Surface Pencil Tray is specified, add 444

If Rectangular Grommet, Painted is specified, add 181

If Rectangular Grommet, Satin Nickel (A) is specified, add 224

If Round Grommet, Ebony (E) is specified, add 132

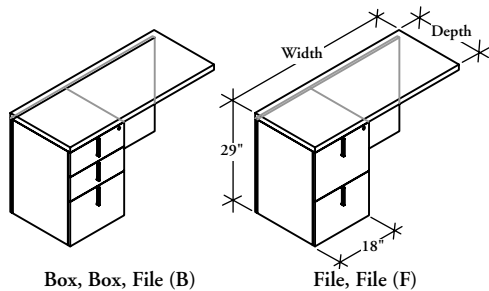
If Round Grommet, Satin Nickel Coordinate (I) is specified, add 192

To order a Custom Color for Dossier please use the code ZCCWS. A one time 978 list charge per color applies.

L returns

ZJUF

Desk Return with Pedestal & Full Flush Modesty



WHAT'S INCLUDED

1 desk return with modesty panel (as specified) and pedestal file, worksurface grommet (if specified).

NOTES

Pencil Tray is only available for Box, Box, File (B) Drawer Combinations.

Pencil Tray for Ebony Drawer Boxes is available in Ebony (standard) or Solid Surface (upcharge).

Pencil Tray for Maple Drawer Boxes is available in Maple (standard) or Solid Surface (upcharge).

Round Grommet is only available in Satin Nickel Coordinate (I) and Ebony (E).

Horizontal grain direction Veneer Group 4 only.

Flintwood available in Open Pore finish only.

PRODUCT OPTIONS

Pedestal Drawer Combination	Grain Direction	Depth	Width (6" increments)	Pedestal Position	Veneer Finish
F File, File	H Horizontal	20, 24	42 - 60	L Left (Shown)	Flintwood
B Box, Box, File	V Vertical			R Right	Veneer CWS Custom Wood Stain

SAMPLE ORDER CODE

ZJUF B	V	20	60	L	DV
---------------	----------	-----------	-----------	----------	-----------

PRODUCT OPTIONS (CONTINUED)

Drawer Box and/or Pencil Tray Finish	Pull Style	Pull Finish	Lock Finish	Grommet Style	Grommet Finish
E Ebony Drawer Box (Only for File, File)	X Dossier Pull	A Satin Nickel	E Ebony	N No Grommet	A Satin Nickel
EE Ebony Drawer Box, Ebony Pencil Tray (Only for Box, Box, File)	R Rectangular	E Ebony	C Polished Chrome	C Rectangular Grommet Centered	E Ebony
EC Ebony Drawer Box, Solid Surface Pencil Tray (Only for Box, Box, File)		7 Platinum		F Round Grommet Centered	7 Platinum
M Maple Drawer Box (Only for File, File)		V Very White			V Very White
MM Maple Drawer Box, Maple Pencil Tray (Only for Box, Box, File)		X Anthracite			I Satin Nickel Coordinate
MC Maple Drawer Box, Solid Surface Pencil Tray (Only for Box, Box, File)		2 Burnished Bronze			X Anthracite
		S Sepia Bronze			2 Burnished Bronze
		M Graphite			S Sepia Bronze
		F Titanium Grey			M Graphite
		1 Gilded Ash			F Titanium Grey
					1 Gilded Ash

SAMPLE ORDER CODE (CONTINUED)

EE	R	A	C	N	I
-----------	----------	----------	----------	----------	----------

See pricing on following page.

ZJUF

Desk Return with Single Pedestal & Full Flush Modesty (Continued)

DIMENSIONS
INCHES / MM

D	W
20 / 508	42 / 1067
20 / 508	48 / 1219
20 / 508	54 / 1372
20 / 508	60 / 1524
24 / 610	42 / 1067
24 / 610	48 / 1219
24 / 610	54 / 1372
24 / 610	60 / 1524

PRICING

FILE, FILE (F)									
EBONY DRAWER BOX					MAPLE DRAWER BOX				
FLINTWOOD		VENEER		FLINTWOOD		VENEER			
Vertical Grain	Horizontal Grain	Vertical Grain	Horizontal Grain	Vertical Grain	Horizontal Grain	Vertical Grain	Horizontal Grain	Vertical Grain	Horizontal Grain
3069	3304	3231	3477	3231	3477	3392	3651		
3161	3403	3328	3580	3328	3580	3494	3761		
3254	3499	3425	3685	3425	3684	3596	3868		
3388	3639	3567	3832	3567	3832	3744	4022		
3174	3413	3341	3594	3340	3594	3507	3773		
3274	3520	3446	3703	3446	3705	3618	3890		
3373	3624	3550	3814	3551	3814	3728	4007		
3516	3773	3700	3972	3700	3972	3885	4172		

BOX, BOX, FILE (B)									
EBONY DRAWER BOX, EBONY PENCIL TRAY					MAPLE DRAWER BOX, MAPLE PENCIL TRAY				
FLINTWOOD		VENEER		FLINTWOOD		VENEER			
Vertical Grain	Horizontal Grain	Vertical Grain	Horizontal Grain	Vertical Grain	Horizontal Grain	Vertical Grain	Horizontal Grain	Vertical Grain	Horizontal Grain
3401	3636	3578	3828	3616	3865	3795	4055		
3493	3734	3675	3931	3714	3968	3896	4163		
3585	3832	3773	4034	3811	4074	4001	4274		
3719	3972	3914	4181	3954	4222	4151	4430		
3505	3744	3691	3942	3726	3981	3911	4179		
3603	3848	3795	4053	3833	4093	4021	4297		
3705	3956	3902	4163	3939	4207	4134	4414		
3846	4105	4050	4321	4089	4364	4291	4580		

If Solid Surface Pencil Tray is specified, add 444

If Rectangular Grommet, Painted is specified, add 181

If Rectangular Grommet, Satin Nickel (A) is specified, add 224

If Round Grommet, Ebony (E) is specified, add 132

If Round Grommet, Satin Nickel Coordinate (I) is specified, add 192

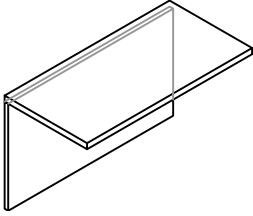
To order a Custom Color for Dossier please use the code ZCCWS. A one time 978 list charge per color applies.

bridge returns

bridge returns product map

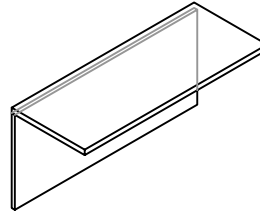
ZJBF Bridge Return for Standard Desk with Full Back Panel & Flush Credenza Connection

Page 182
Depth : 20" & 24" / Width: 42" - 54" (6" increments)



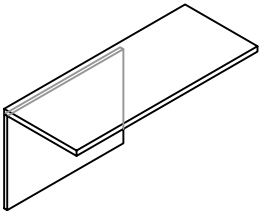
ZJBG Bridge Return for Standard Desk with Full Back Panel & Overlap Credenza End Connection

Page 183
Depth : 20" & 24" / Width: 60" - 72" (6" increments)



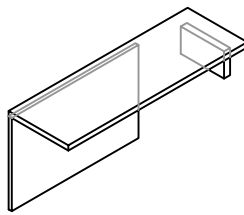
ZJBH Bridge Return for Standard Desk with Full Back Panel & Overlap Credenza Connection

Page 184
Credenza Depth : 20" & 24" / Depth : 20" & 24" / Width: 60" - 78" (6" increments)



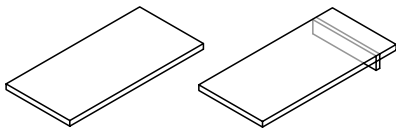
ZJBJ Bridge Return for Standard Desk with Full Back Panel & Overlap Low Credenza Connection

Page 185
Depth : 20" & 24" / Width: 60" - 78" (6" increments)



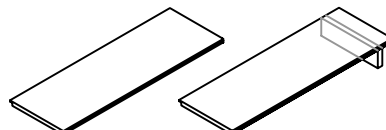
ZJBN Bridge Return for Standard Desk with Flush & Overlap Credenza Connection

Page 186
Depth : 20" & 24" / Width: 42" - 78" (6" increments)



ZJCN Bridge Return for Table Desk

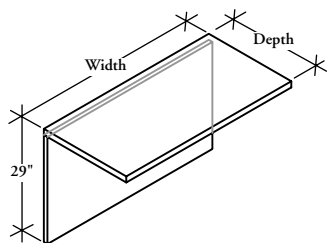
Page 187
Depth : 20" & 24" / Width: 42" - 78" (6" increments)



bridge returns

Z J B F

Bridge Return for Standard Desk with Full Back Panel & Flush Credenza Connection



WHAT'S INCLUDED

1 bridge return with full back panel, worksurface grommet (if specified), connection hardware.

NOTES

Round Grommet is only available in Satin Nickel Coordinate (I) and Ebony (E).

Horizontal grain direction Veneer Group 4 only.

Flintwood available in Open Pore finish only.

PRODUCT OPTIONS

Grain Direction	Depth	Width (6" increments)	Finish	Grommet Style	Grommet Finish
H Horizontal	20, 24	42 - 54	Flintwood	N No Grommet	A Satin Nickel
V Vertical			Natural Veneer	C Rectangular Grommet Centered	E Ebony
			CWS Custom Wood Stain	F Round Grommet Centered	7 Platinum
					V Very White
					I Satin Nickel Coordinate
					X Anthracite
					2 Burnished Bronze
					S Sepia Bronze
					M Graphite
					F Titanium Grey
					1 Gilded Ash

SAMPLE ORDER CODE

ZJBF H	24	48	DV	C	A
---------------	-----------	-----------	-----------	----------	----------

DIMENSIONS

INCHES / MM

D	W
20 / 508	42 / 1067
20 / 508	48 / 1219
20 / 508	54 / 1372
24 / 610	42 / 1067
24 / 610	48 / 1219
24 / 610	54 / 1372

PRICING

FLINTWOOD

Vertical Grain	Horizontal Grain
1237	1353
1324	1444
1410	1538
1286	1403
1379	1503
1470	1601

VENEER

Vertical Grain	Horizontal Grain
1389	1520
1488	1625
1586	1728
1443	1577
1549	1688
1654	1799

If Rectangular Grommet, Painted is specified, add 181

If Rectangular Grommet, Satin Nickel (A) is specified, add 224

If Round Grommet, Ebony (E) is specified, add 132

If Round Grommet, Satin Nickel Coordinate (I) is specified, add 192

To order a Custom Color for Dossier please use the code ZCCWS. A one time 978 list charge per color applies.

WHAT'S INCLUDED

1 bridge return with full back panel, worksurface grommet (if specified), connection hardware.

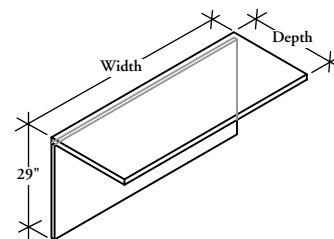
NOTES

Round Grommet is only available in Satin Nickel Coordinate (I) and Ebony (E).

Horizontal grain direction Veneer Group 4 only.

Flintwood available in Open Pore finish only.

Z J B G
Bridge Return for Standard Desk
with Full Back Panel & Overlap
Credenza End Connection



PRODUCT OPTIONS

Grain Direction	Depth	Width (6" increments)	Finish	Grommet Style	Grommet Finish
H Horizontal	20, 24	60 - 72	Flintwood	N No Grommet	A Satin Nickel
V Vertical			Natural Veneer	C Rectangular Grommet Centered	E Ebony
			CWS Custom Wood Stain	F Round Grommet Centered	7 Platinum
					V Very White
					I Satin Nickel Coordinate
					X Anthracite
					2 Burnished Bronze
					S Sepia Bronze
					M Graphite
					F Titanium Grey
					1 Gilded Ash

SAMPLE ORDER CODE

ZJBG H	24	72	DV	C	A
---------------	-----------	-----------	-----------	----------	----------

DIMENSIONS
INCHES / MM

D	W
20 / 508	60 / 1524
20 / 508	66 / 1676
20 / 508	72 / 1829
24 / 610	60 / 1524
24 / 610	66 / 1676
24 / 610	72 / 1829

PRICING

FLINTWOOD		VENEER	
Vertical Grain	Horizontal Grain	Vertical Grain	Horizontal Grain
1499	1630	1682	1831
1585	1722	1780	1934
1670	1813	1877	2038
1564	1700	1758	1909
1659	1799	1863	2021
1753	1899	1969	2133

If Rectangular Grommet, Painted is specified, add 181

If Rectangular Grommet, Satin Nickel (A) is specified, add 224

If Round Grommet, Ebony (E) is specified, add 132

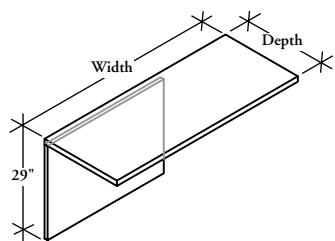
If Round Grommet, Satin Nickel Coordinate (I) is specified, add 192

To order a Custom Color for Dossier please use the code ZCCWS. A one time 978 list charge per color applies.

bridge returns

ZJBH

Bridge Return for Standard Desk with Full Back Panel & Overlap Credenza Connection



WHAT'S INCLUDED

1 bridge return with full back panel, worksurface grommet (if specified), connection hardware.

NOTES

Round Grommet is only available in Satin Nickel Coordinate (I) and Ebony (E).

Horizontal grain direction Veneer Group 4 only.

Flintwood available in Open Pore finish only.

PRODUCT OPTIONS

Grain Direction	Credenza Depth	Depth	Width (6" increments)	Orientation	Finish	Grommet Style	Grommet Finish
H Horizontal	1 20	20, 24	60 - 78	L Left R Right	Flintwood	N No Grommet C Rectangular Grommet Centered F Round Grommet Centered	A Satin Nickel
V Vertical	2 24				Natural Veneer CWS Custom Wood Stain		E Ebony 7 Platinum V Very White I Satin Nickel Coordinate X Anthracite 2 Burnished Bronze S Sepia Bronze M Graphite F Titanium Grey 1 Gilded Ash

SAMPLE ORDER CODE

ZJBH H	1	24	72	R	DV	C	A
---------------	----------	-----------	-----------	----------	-----------	----------	----------

DIMENSIONS

INCHES / MM

CREDENZA		
D	D	W
20 / 508	20 / 508	60 / 1524
20 / 508	20 / 508	66 / 1676
20 / 508	20 / 508	72 / 1829
20 / 508	20 / 508	78 / 1981
20 / 508	24 / 610	60 / 1524
20 / 508	24 / 610	66 / 1676
20 / 508	24 / 610	72 / 1829
20 / 508	24 / 610	78 / 1981

PRICING

FLINTWOOD

Vertical Grain	Horizontal Grain
1499	1630
1585	1722
1670	1813
1758	1905
1564	1700
1659	1799
1753	1878
1845	1975

VENEER

Vertical Grain	Horizontal Grain
1682	1831
1780	1934
1877	2038
1974	2141
1758	1909
1863	2021
1969	2133
2073	2219

If Rectangular Grommet, Painted is specified, add 181

If Rectangular Grommet, Satin Nickel (A) is specified, add 224

If Round Grommet, Ebony (E) is specified, add 132

If Round Grommet, Satin Nickel Coordinate (I) is specified, add 192

To order a Custom Color for Dossier please use the code ZCCWS. A one time 978 list charge per color applies.

WHAT'S INCLUDED

1 bridge return with full back panel, worksurface grommet (if specified), connection hardware.

NOTES

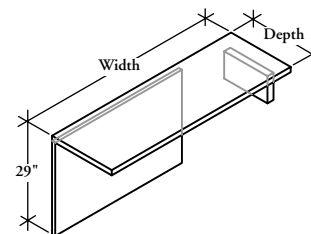
Round Grommet is only available in Satin Nickel Coordinate (I) and Ebony (E).

Horizontal grain direction Veneer Group 4 only.

Flintwood available in Open Pore finish only.

Z J B J

Bridge Return for Standard Desk with Full Back Panel & Overlap Low Credenza Connection



PRODUCT OPTIONS

Grain Direction	Credenza Type	Depth	Width (6" increments)	Orientation	Finish	Grommet Style	Grommet Finish
H Horizontal V Vertical	1 20" deep, low without top 19-5/8"	20, 24	60 - 78	L Left R Right	Flintwood Natural Veneer CWS Custom Wood Stain	N No Grommet C Rectangular Grommet Centered F Round Grommet Centered	A Satin Nickel
	2 20" deep, low with top 21-1/8"						E Ebony
	3 24" deep, low without top 19-5/8"						7 Platinum
	4 24" deep, low with top 21-1/8"						V Very White
							I Satin Nickel Coordinate
							X Anthracite
							2 Burnished Bronze
							S Sepia Bronze
							M Graphite
							F Titanium Grey
							1 Gilded Ash

SAMPLE ORDER CODE

ZJBJ V	3	24	78	R	DV	C	V
--------	---	----	----	---	----	---	---

**DIMENSIONS
INCHES / MM**

D	W
20 / 508	60 / 1524
20 / 508	66 / 1676
20 / 508	72 / 1829
20 / 508	78 / 1981
24 / 610	60 / 1524
24 / 610	66 / 1676
24 / 610	72 / 1829
24 / 610	78 / 1981

PRICING

FLINTWOOD		VENEER	
Vertical Grain	Horizontal Grain	Vertical Grain	Horizontal Grain
1587	1723	1782	1935
1674	1814	1879	2040
1759	1906	1977	2142
1846	1999	2074	2245
1664	1803	1870	2027
1758	1902	1974	2138
1850	1980	2078	2224
1944	2077	2183	2336

If Rectangular Grommet, Painted is specified, add 181

If Rectangular Grommet, Satin Nickel (A) is specified, add 224

If Round Grommet, Ebony (E) is specified, add 132

If Round Grommet, Satin Nickel Coordinate (I) is specified, add 192

To order a Custom Color for Dossier please use the code ZCCWS. A one time 978 list charge per color applies.

bridge returns

Z J B N

Bridge Return for Standard Desk with Flush & Overlap Credenza Connection

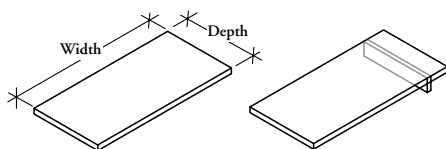
WHAT'S INCLUDED

1 bridge return, worksurface grommet (if specified), connection hardware.

NOTES

Round Grommet is only available in Satin Nickel Coordinate (I) and Ebony (E).

Flintwood available in Open Pore finish only.



PRODUCT OPTIONS

Depth	Width (6" increments)	Finish	Grommet Style	Grommet Finish	Credenza Connection
20, 24	42 - 78	Flintwood Natural Veneer CWS Custom Wood Stain	N No Grommet C Rectangular Grommet Centered F Round Grommet Centered	A Satin Nickel E Ebony 7 Platinum V Very White I Satin Nickel Coordinate X Anthracite 2 Burnished Bronze S Sepia Bronze M Graphite F Titanium Grey 1 Gilded Ash	F Flush L Overlap Low Storage with no Credenza Top T Overlap Low Storage with Credenza Top H Overlap High Credenza

SAMPLE ORDER CODE

ZJBN 20	60	DV	N		F
---------	----	----	---	--	---

DIMENSIONS INCHES / MM

D	W
20 / 508	42 / 1067
20 / 508	48 / 1219
20 / 508	54 / 1372
20 / 508	60 / 1524
20 / 508	66 / 1676
20 / 508	72 / 1829
20 / 508	78 / 1981
24 / 610	42 / 1067
24 / 610	48 / 1219
24 / 610	54 / 1372
24 / 610	60 / 1524
24 / 610	66 / 1676
24 / 610	72 / 1829
24 / 610	78 / 1981

PRICING

Flintwood	Veneer
643	720
676	760
713	801
747	840
782	879
856	962
930	1047
692	777
734	822
775	872
817	918
860	965
943	1059
1023	1150

If Rectangular Grommet, Painted is specified, add 181

If Rectangular Grommet, Satin Nickel (A) is specified, add 224

If Round Grommet, Ebony (E) is specified, add 132

If Round Grommet, Satin Nickel Coordinate (I) is specified, add 192

To order a Custom Color for Dossier please use the code ZCCWS. A one time 978 list charge per color applies.

WHAT'S INCLUDED

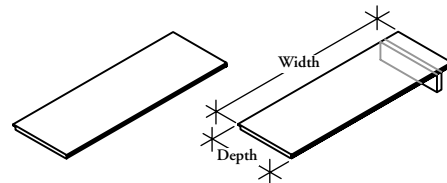
1 bridge return, worksurface grommet (if specified), connection hardware.

NOTES

Round Grommet is only available in Satin Nickel Coordinate (I) and Ebony (E).

Flintwood available in Open Pore finish only.

Z J C N
Bridge Return for Table Desk



PRODUCT OPTIONS

Depth	Width (6" increments)	Finish	Frame Finish	Grommet Style	Grommet Finish	Credenza Connection
20, 24	42 - 78	Flintwood	A Satin Nickel	N No Grommet	A Satin Nickel	F Flush
		Natural Veneer	E Ebony	C Rectangular Grommet Centered	E Ebony	L Overlap Low Storage with no Credenza Top
		CWS Custom Wood Stain	7 Platinum	F Round Grommet Centered	7 Platinum	T Overlap Low Storage with Credenza Top
			V Very White		V Very White	H Overlap High Credenza
			X Anthracite		I Satin Nickel Coordinate	
			2 Burnished Bronze		X Anthracite	
			S Sepia Bronze		2 Burnished Bronze	
			M Graphite		S Sepia Bronze	
			F Titanium Grey		M Graphite	
			1 Gilded Ash		F Titanium Grey	
				1 Gilded Ash		

SAMPLE ORDER CODE

ZJCN 20	42	DV	A	C	V	F
----------------	-----------	-----------	----------	----------	----------	----------

DIMENSIONS
INCHES / MM

D	W
20 / 508	42 / 1067
20 / 508	48 / 1219
20 / 508	54 / 1372
20 / 508	60 / 1524
20 / 508	66 / 1676
20 / 508	72 / 1829
20 / 508	78 / 1981
24 / 610	42 / 1067
24 / 610	48 / 1219
24 / 610	54 / 1372
24 / 610	60 / 1524
24 / 610	66 / 1676
24 / 610	72 / 1829
24 / 610	78 / 1981

PRICING

FLINTWOOD		VENEER	
Painted Frame	Satin Nickel Frame	Painted Frame	Satin Nickel Frame
1670	1843	1699	1843
1733	1928	1765	1928
1797	2035	1833	2035
1859	2119	1900	2119
1921	2216	1967	2216
2028	2344	2076	2344
2154	2486	2210	2486
1722	1899	1756	1899
1790	1992	1830	1992
1860	2106	1904	2106
1929	2198	1978	2198
2000	2302	2052	2302
2114	2440	2173	2440
2248	2588	2313	2588

If Rectangular Grommet, Painted is specified, add 181

If Rectangular Grommet, Satin Nickel (A) is specified, add 224

If Round Grommet, Ebony (E) is specified, add 132

If Round Grommet, Satin Nickel Coordinate (I) is specified, add 192

To order a Custom Color for Dossier please use the code ZCCWS. A one time 978 list charge per color applies.

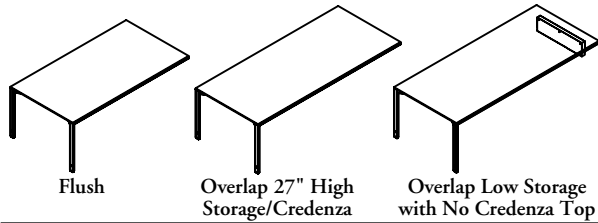
run-offs

run-offs product map

ZJMN Run-Off with Metal Frame, No Modesty

Page 196

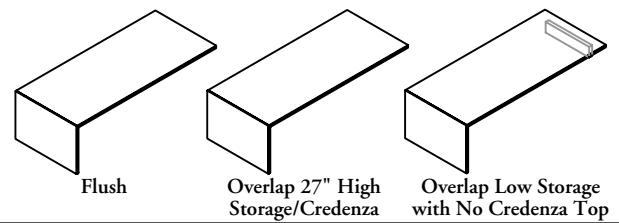
Depth : 30", 36", 42" / Width: 60" - 96" (6" increments)



ZJMW Run-Off with Metal Frame & End Panel, No Modesty

Page 198

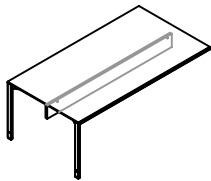
Depth : 30" - 30", 36", 42" / Width: 60" - 96" (6" increments)



ZJMP Run-Off with Metal Frame, Partial Centered Modesty & Flush Credenza Connection

Page 202

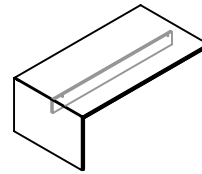
Depth : 30", 36", 42" / Width: 60" - 78" (6" increments)



ZJME Run-Off with Metal Frame, Partial Centered Modesty, End Panel & Flush Credenza Connection

Page 204

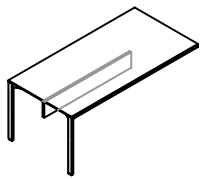
Depth : 36" & 42" / Width: 60" - 78" (6" increments)



ZJMQ Run-Off with Metal Frame, Partial Centered Modesty & Overlap Credenza Connection

Page 206

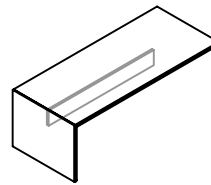
Credenza Depth : 20" & 24" / Depth : 36" & 42" / Width: 60" - 96" (6" increments)



ZJMX Run-Off with Metal Frame, Partial Centered Modesty, End Panel & Overlap Credenza Connection

Page 208

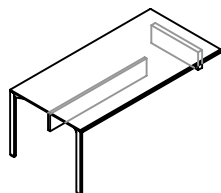
Credenza Depth : 20" & 24" / Depth : 36" & 42" / Width: 60" - 96" (6" increments)



ZJMR Run-Off with Metal Frame, Partial Centered Modesty & Overlap Low Credenza Connection

Page 212

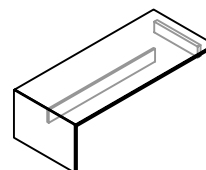
Depth : 36" & 42" / Width: 60" - 96" (6" increments)



ZJMY Run-Off with Metal Frame, Partial Centered Modesty, End Panel & Overlap Low Credenza Connection

Page 214

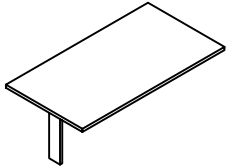
Depth : 36" & 42" / Width: 60" - 96" (6" increments)



run-offs product map

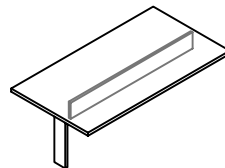
ZJNL Run-Off with Post Leg, No Modesty, Flush Credenza Connection

Page 218
Depth : 30", 36", 42" / Width: 60" - 78"



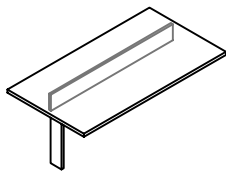
ZJNC Run-Off with Post Leg, Centered Modesty, Flush Credenza Connection

Page 220
Depth : 36" / Width: 60" - 78"



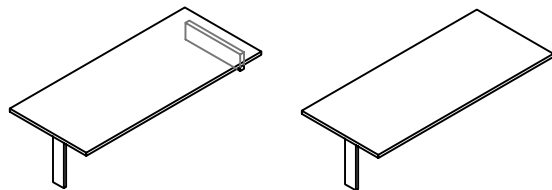
ZJNI Run-Off with Post Leg, Inset Modesty, Flush Credenza Connection

Page 222
Depth : 30", 36", 42" / Width: 60" - 78"



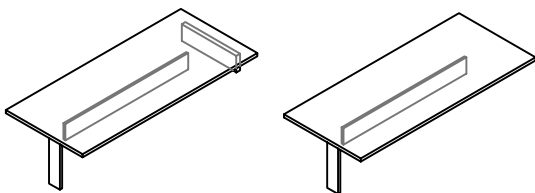
ZJNN Run-Off with Post Leg, No Modesty, Overlap Credenza Connection

Page 224
Depth : 30" & 36" / Width: 60" - 96"



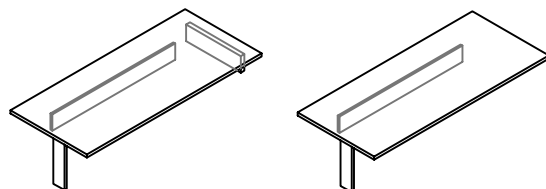
ZJNM Run-Off with Post Leg, Centered Modesty, Overlap Credenza Connection

Page 226
Credenza Depth : 36" / Width: 60" - 96"



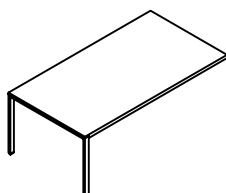
ZJNO Run-Off with Post Leg, Inset Modesty, Overlap Credenza Connection

Page 228
Credenza Depth : 30" & 36" / Width: 60" - 96"



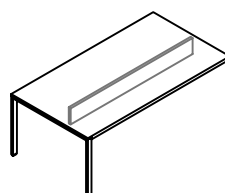
ZJNU Run-Off with "U" Leg, No Modesty, Flush Credenza Connection

Page 230
Depth : 30", 36", 42" / Width: 60" - 78"



ZJNV Run-Off with "U" Leg, Centered Modesty, Flush Credenza Connection

Page 232
Depth : 36" & 42" / Width: 60" - 78"

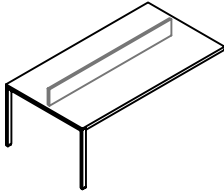


run-offs product map

ZJNW Run-Off with "U" Leg, Inset Modesty, Flush Credenza Connection

Page 234

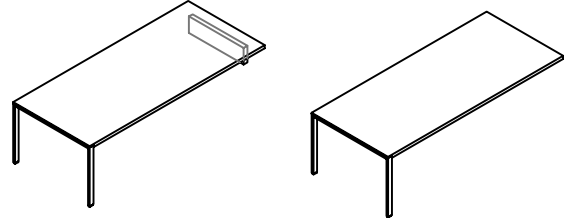
Depth : 30", 36", 42" / Width: 60" - 78"



ZJNX Run-Off with "U" Leg, No Modesty, Overlap Credenza Connection

Page 236

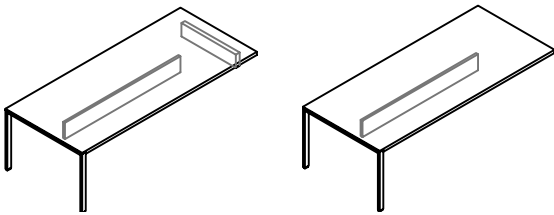
Depth : 30", 36", 42" / Width: 60" - 96"



ZJNY Run-Off with "U" Leg, Centered Modesty, Overlap Credenza Connection

Page 238

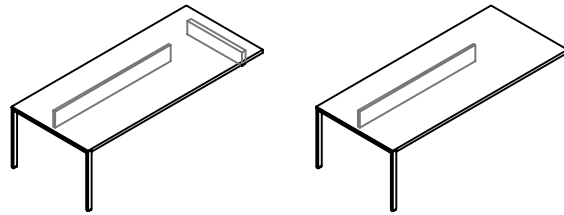
Depth : 36" & 42" / Width: 60" - 96"



ZJNZ Run-Off with "U" Leg, Inset Modesty, Overlap Credenza Connection

Page 240

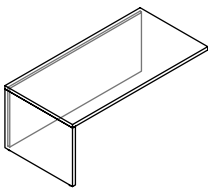
Depth: 30", 36", 42" / Width: 60" - 96"



ZJNG Run-Off Shell with Full Modesty & Overlap Credenza End Connection

Page 242

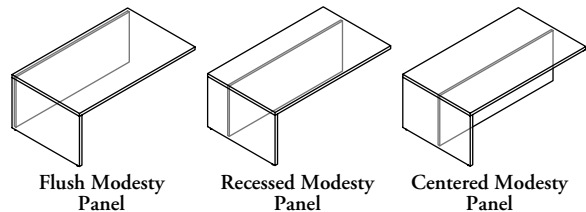
Credenza Depth : 20" & 24" / Depth : 30", 36", 42" / Width: 60" - 96" (6" increments)



ZJNF Run-Off Shell with Full Modesty & Flush Credenza End Connection

Page 244

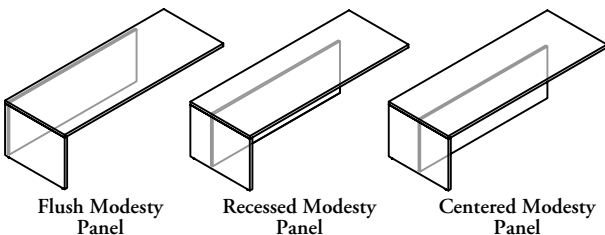
Depth : 30", 36", 42" / Width: 60" - 78" (6" increments)



ZJNH Run-Off Shell with Full Modesty & Overlap Credenza Connection

Page 246

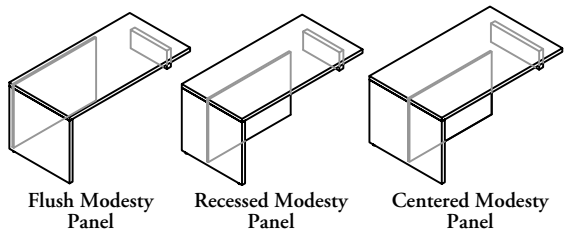
Depth : 30", 36", 42" / Width: 60" - 96" (6" increments)



ZJNJ Run-Off Shell with Full Modesty & Overlap Low Credenza Connection

Page 248

Credenza Depth : 20" & 24" / Depth : 30", 36", 42" / Width: 60" - 96" (6" increments)

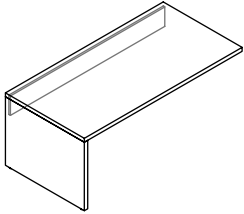


run-offs product map

ZJNS Run-Off Shell with Partial Modesty & Overlap Credenza End Connection

Page 250

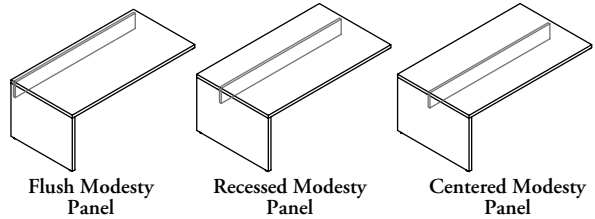
Credenza Depth : 20" & 24" / Depth : 30", 36", 42" / Width: 60" - 96" (6" increments)



ZJNP Run-Off Shell with Partial Modesty & Flush Credenza Connection

Page 252

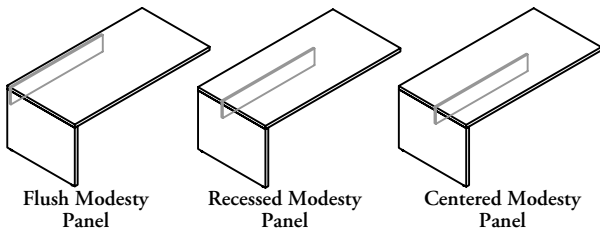
Depth : 30", 36", 42" / Width: 60" - 78" (6" increments)



ZJNQ Run-Off Shell with Partial Modesty & Overlap Credenza Connection

Page 254

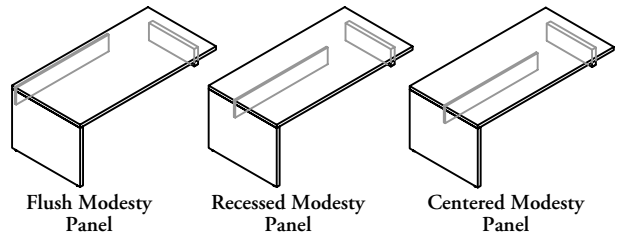
Credenza Depth : 20" & 24" / Depth : 30", 36", 42" / Width: 60" - 96" (6" increments)



ZJNR Run-Off Shell with Partial Modesty & Overlap Low Credenza Connection

Page 256

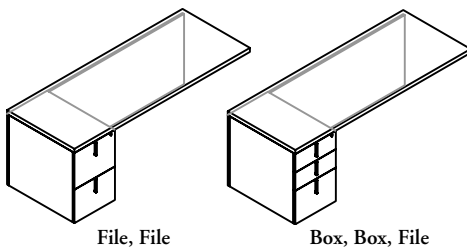
Depth : 30", 36", 42" / Width: 60" - 96" (6" increments)



ZJEG Run-Off with Pedestal, Full Flush Modesty & Overlap Credenza End Connection

Page 258

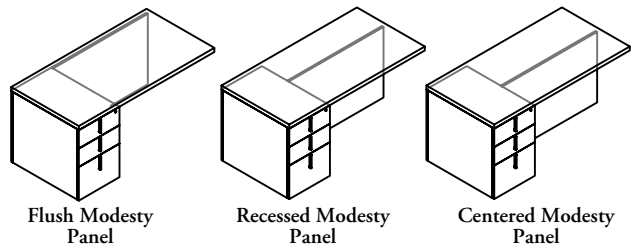
Depth : 30" & 36" / Width: 78" - 96" (6" increments)



ZJEF Run-Off with Pedestal, Full Modesty & Flush Credenza Connection

Page 260

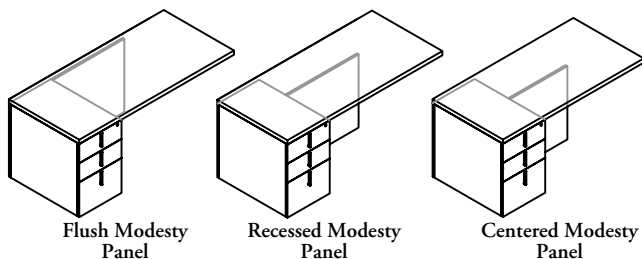
Depth : 30" & 36" / Width: 60" - 78" (6" increments)



ZJEH Run-Off with Pedestal, Full Modesty & Overlap Credenza Connection

Page 262

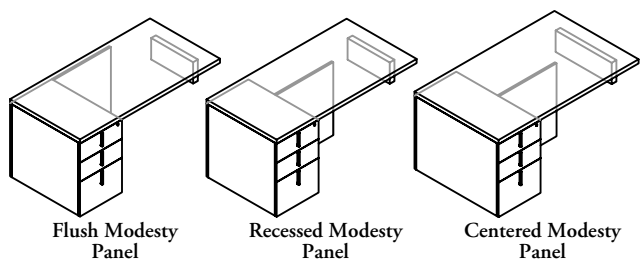
Credenza Depth : 20" & 24" / Depth : 30" & 36" / Width: 60" - 96" (6" increments)



ZJEJ Run-Off with Pedestal, Full Modesty & Overlap Low Credenza Connection

Page 264

Depth : 30" & 36" / Width: 60" - 96" (6" increments)

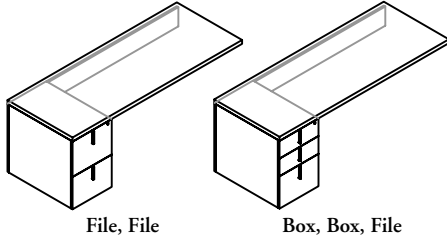


run-offs product map

ZJES Run-Off with Pedestal, Partial Flush Modesty & Overlap Credenza End Connection

Page 266

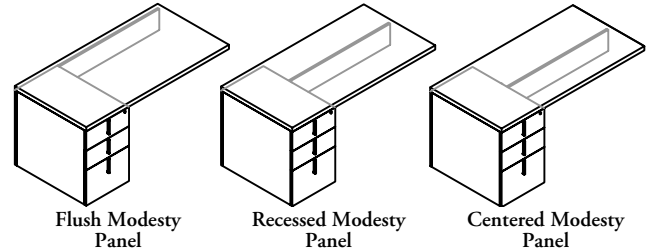
Credenza Depth : 20" & 24" / Depth : 30" & 36" / Width: 78" - 96" (6" increments)



ZJEP Run-Off with Pedestal, Partial Modesty & Flush Credenza Connection

Page 268

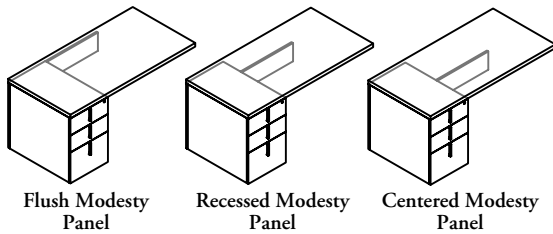
Depth : 30" & 36" / Width: 60" - 78" (6" increments)



ZJEQ Run-Off with Pedestal, Partial Modesty & Overlap Credenza Connection

Page 270

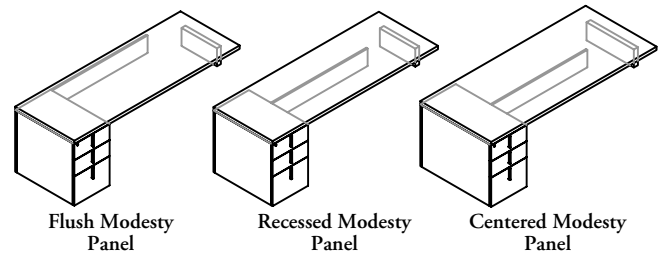
Credenza Depth : 20" & 24" / Depth : 30" & 36" / Width: 60" - 96" (6" increments)



ZJER Run-Off with Pedestal, Partial Modesty & Overlap Low Credenza Connection

Page 272

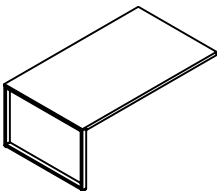
Depth : 30" & 36" / Width: 60" - 96" (6" increments)



ZJLU Run-Off with Loop Leg, No Modesty, Flush Credenza Connection

Page 274

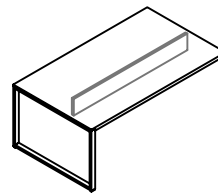
Credenza Depth : 20" & 24" / Depth : 30", 36" & 42" / Width: 60" - 78" (6" Increments)



ZJLV Run-Off with Loop Leg, Centered Modesty, Flush Credenza Connection

Page 276

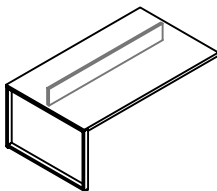
Credenza Depth : 20" & 24" / Depth : 36" & 42" / Width: 60" - 78" (6" Increments)



ZJLW Run-Off with Loop Leg, Inset Modesty, Flush Credenza Connection

Page 278

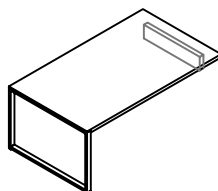
Credenza Depth : 20" & 24" / Depth : 30", 36" & 42" / Width: 60" - 78" (6" Increments)



ZJLX Run-Off with Loop Leg, No Modesty, Overlap Credenza Connection

Page 280

Credenza Depth : 20" & 24" / Depth : 30", 36" & 42" / Width: 60" - 96" (6" Increments)

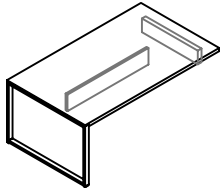


run-offs product map

ZJLY Run-Off with Loop Leg, Centered Modesty, Overlap Credenza Connection

Page 282

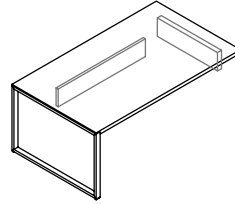
Credenza Depth : 20" & 24" / Depth : 36" & 42"
Width: 60" - 96" (6" Increments)



ZJLZ Run-Off with Loop Leg, Inset Modesty, Overlap Credenza Connection

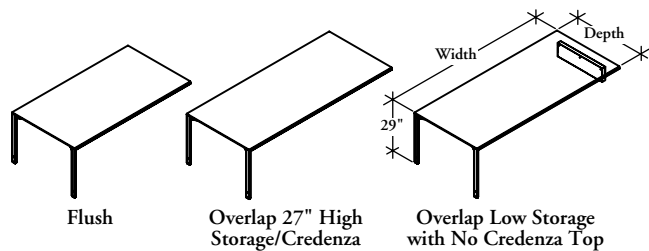
Page 284

Credenza Depth : 20" & 24" / Depth : 30", 36" & 42"
Width: 60" - 96" (6" Increments)



Z J M N

Run-Off with Metal Frame, No Modesty



WHAT'S INCLUDED

1 run-off with metal frame, worksurface grommet (if specified), connection hardware.

NOTES

Flush Credenza Connection is **not** available with widths 84", 90" and 96".

Grommet Styles A and D are **not** available with Right Orientation.

Grommet Styles B and E are **not** available with Left Orientation.

Round Grommet is only available in Satin Nickel Coordinate (I) and Ebony (E).

Flintwood available in Open Pore finish only.

PRODUCT OPTIONS

Credenza Connection	Depth	Width (6" increments)	Orientation
F Flush	30, 36, 42	60 - 96	L Left (Shown)
L Overlap Low Storage with No Credenza Top, 19-5/8" High			R Right
T Overlap Low Storage with Credenza Top, 21-1/8" High			
H Overlap 27" Hight Storage/ Credenza			

SAMPLE ORDER CODE

ZJMN F	36	60	L
---------------	-----------	-----------	----------

PRODUCT OPTIONS (CONTINUED)

Finish	Frame Finish	Grommet Style	Grommet Finish
Flintwood	A Satin Nickel	N No Grommet	A Satin Nickel
Natural Veneer	E Ebony	A Rectangular Grommet Left	E Ebony
CWS Custom Wood Stain	7 Platinum	B Rectangular Grommet Right	7 Platinum
K7 Very White Backpainted Glass	V Very White	C Rectangular Grommet Centered	V Very White
K1 Storm White Backpainted Glass	X Anthracite	D Round Grommet Left	I Satin Nickel Coordinate
J6 Gris Backpainted Glass	2 Burnished Bronze	E Round Grommet Right	X Anthracite
K8 Graphic Steel Backpainted Glass	S Sepia Bronze	F Round Grommet Centered	2 Burnished Bronze
MV White Solid Surface	M Graphite		S Sepia Bronze
	F Titanium Grey		M Graphite
	1 Gilded Ash		F Titanium Grey
			1 Gilded Ash

SAMPLE ORDER CODE (CONTINUED)

MV	7	D	E
-----------	----------	----------	----------

See pricing on following page.

Z J M N

Run-Off with Metal Frame,
No Modesty (Continued)

DIMENSIONS
INCHES / MM

PRICING

D	W	FLINTWOOD		VENEER		SOLID SURFACE		BACKPAINTED GLASS	
		Painted Frame	Satin Nickel Frame	Painted Frame	Satin Nickel Frame	Painted Frame	Satin Nickel Frame	Painted Frame	Satin Nickel Frame
30 / 762	60 / 1524	5443	7962	5505	8025	7004	9524	8360	10879
30 / 762	66 / 1676	5600	8163	5668	8230	7121	9683	8675	11239
30 / 762	72 / 1829	5754	8383	5828	8457	7236	9865	8990	11618
30 / 762	78 / 1981	6233	8994	6313	9073	9158	11919	9629	12389
30 / 762	84 / 2134	6389	8520	6474	9281	9276	12079	9944	12748
30 / 762	90 / 2286	6712	8797	6805	9676	9559	12431	10427	13298
30 / 762	96 / 2438	6867	9051	6965	9882	9676	12591	10741	13658
36 / 914	60 / 1524	5981	8759	6080	8618	8970	11510	9223	11763
36 / 914	66 / 1676	6213	9066	6287	8870	9120	11706	9613	12198
36 / 914	72 / 1829	6401	9336	6491	9141	9272	11924	9997	12649
36 / 914	78 / 1981	6926	9998	7023	9804	10595	13379	10709	13495
36 / 914	84 / 2134	7169	7962	7272	10102	10790	13623	11142	13973
36 / 914	90 / 2286	7537	8163	7646	10545	11115	14011	11698	14594
36 / 914	96 / 2438	7732	8383	7851	10796	11264	14209	12082	15027
43 / 1104	62 / 1577	6219	9193	6304	8844	9107	11646	9742	12281
43 / 1104	68 / 1735	6478	9583	6571	9159	9309	11896	10216	12804
43 / 1104	75 / 1893	6681	9783	6785	9439	9459	12114	10637	13293
43 / 1104	81 / 2050	7211	8544	7323	10111	11629	14416	11387	14173
43 / 1104	87 / 2209	7463	8791	7584	10417	11825	14659	11854	14689
43 / 1104	93 / 2366	7838	9051	7965	10869	12146	15049	12448	15348
43 / 1104	99 / 2523	8043	9710	8180	11127	12296	15243	12869	15817

If Rectangular Grommet, Painted is specified, add 181

If Rectangular Grommet, Satin Nickel (A) is specified, add 224

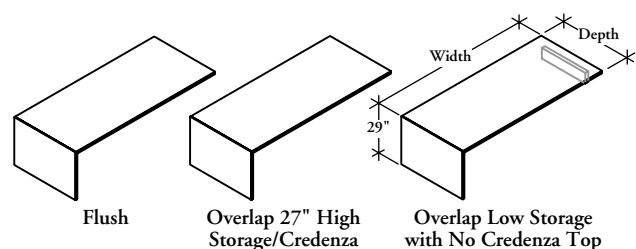
If Round Grommet, Ebony (E) is specified, add 132

If Round Grommet, Satin Nickel Coordinate (I) is specified, add 192

To order a Custom Color for Dossier please use the code ZCCWS. A one time 978 list charge per color applies.

Z J M W

Run-Off with Metal Frame & End Panel, No Modesty



WHAT'S INCLUDED

1 run-off with metal frame, worksurface grommet (if specified), connection hardware.

NOTES

Flush Credenza Connection is **not** available with widths 84", 90" and 96".

Grommet Styles A and D are **not** available with Right Orientation.

Grommet Styles B and E are **not** available with Left Orientation.

Round Grommet is only available in Satin Nickel Coordinate (I) and Ebony (E).

Horizontal grain direction Veneer Group 4 only.

Flintwood available in Open Pore finish only.

PRODUCT OPTIONS

Credenza Connection	Grain Direction	Depth	Width (6" increments)
F Flush	H Horizontal	30, 36, 42	60 - 96
L Overlap Low Storage with No Credenza Top, 19-5/8" High	V Vertical		
T Overlap Low Storage with Credenza Top, 21-1/8" High			
H Overlap 27" High Storage/Credenza			

SAMPLE ORDER CODE

ZJMW F	H	30	72
---------------	----------	-----------	-----------

PRODUCT OPTIONS (CONTINUED)

Orientation	Finish	Frame Finish	Grommet Style	Grommet Finish
L Left (Shown)	Flintwood	A Satin Nickel	N No Grommet	A Satin Nickel
R Right	Veneer	E Ebony	A Rectangular Grommet Left	E Ebony
	CWS Custom Wood Stain	7 Platinum	B Rectangular Grommet Right	7 Platinum
	K7 Very White Backpainted Glass	V Very White	C Rectangular Grommet Centered	V Very White
	K1 Storm White Backpainted Glass	X Anthracite	D Round Grommet Left	I Satin Nickel Coordinate
	J6 Gris Backpainted Glass	2 Burnished Bronze	E Round Grommet Right	X Anthracite
	K8 Graphic Steel Backpainted Glass	S Sepia Bronze	F Round Grommet Centered	2 Burnished Bronze
	MV White Solid Surface	M Graphite		S Sepia Bronze
		F Titanium Grey		M Graphite
		1 Gilded Ash		F Titanium Grey
				1 Gilded Ash

SAMPLE ORDER CODE (CONTINUED)

L	K5	L	N
----------	-----------	----------	----------

See pricing on following page.

Z J M W

Run-Off with Metal Frame & End Panel, No Modesty (Continued)

DIMENSIONS
INCHES / MM

D	W
30 / 914	60 / 1524
30 / 914	66 / 1676
30 / 914	72 / 1829
30 / 914	78 / 1981
36 / 914	60 / 1524
36 / 914	66 / 1676
36 / 914	72 / 1829
36 / 914	78 / 1981
42 / 1067	60 / 1524
42 / 1067	66 / 1676
42 / 1067	72 / 1829
42 / 1067	78 / 1981

30 / 762	60 / 1524
30 / 762	66 / 1676
30 / 762	72 / 1829
30 / 762	78 / 1981
36 / 914	60 / 1524
36 / 914	66 / 1676
36 / 914	72 / 1829
36 / 914	78 / 1981
42 / 1067	60 / 1524
42 / 1067	66 / 1676
42 / 1067	72 / 1829
42 / 1067	78 / 1981

30 / 762	60 / 1524
30 / 762	66 / 1676
30 / 762	72 / 1829
30 / 762	78 / 1981
36 / 914	60 / 1524
36 / 914	66 / 1676
36 / 914	72 / 1829
36 / 914	78 / 1981
42 / 1067	60 / 1524
42 / 1067	66 / 1676
42 / 1067	72 / 1829
42 / 1067	78 / 1981

PRICING

FLINTWOOD			
PAINTED FRAME		SATIN NICKEL FRAME	
Vertical Grain	Horizontal Grain	Vertical Grain	Horizontal Grain
5900	6024	8419	8544
6052	6181	8615	8744
6207	6335	8835	8965
6684	6814	9443	9575
6502	6637	9040	9173
6698	6834	9283	9419
6892	7031	9544	9681
7414	7553	10197	10339
6671	6813	9212	9354
6926	7071	9512	9658
7128	7275	9782	9929
7656	7807	10444	10594

VENEER			
PAINTED FRAME		SATIN NICKEL FRAME	
Vertical Grain	Horizontal Grain	Vertical Grain	Horizontal Grain
6003	6128	8522	8648
6162	6290	8726	8853
6322	6451	8949	9079
6805	6936	9565	9697
6626	6760	9163	9299
6831	6965	9415	9550
7031	7171	9681	9821
7560	7701	10343	10485
6816	6958	9356	9497
7078	7223	9666	9811
7289	7437	9944	10091
7824	7977	10614	10764

SOLID SURFACE			
PAINTED FRAME		SATIN NICKEL FRAME	
Vertical Grain	Horizontal Grain	Vertical Grain	Horizontal Grain
7522	7626	10040	10144
7640	7744	10202	10307
7755	7859	10383	10489
9677	9782	12438	12543
9543	9650	12078	12187
9695	9802	12279	12386
9845	9953	12496	12603
11167	11274	13951	14060
9646	9756	12184	12297
9848	9961	12436	12548
9997	10110	12652	12766
12168	12281	14956	15069

If Rectangular Grommet, Painted is specified, add 181
 If Rectangular Grommet, Satin Nickel (A) is specified, add 224
 If Round Grommet, Ebony (E) is specified, add 132

If Round Grommet, Satin Nickel Coordinate (I) is specified, add 192
 To order a Custom Color for Dossier please use the code ZCCWS. A one time 978 list charge per color applies.

Z J M W

Run-Off with Metal Frame &
End Panel, No Modesty (Continued)DIMENSIONS
INCHES / MM

PRICING

		BACKPAINTED GLASS			
		PAINTED FRAME		SATIN NICKEL FRAME	
D	W	Vertical Grain	Horizontal Grain	Vertical Grain	Horizontal Grain
30 / 762	60 / 1524	8878	8982	11397	11501
30 / 762	66 / 1676	9192	9299	11757	11861
30 / 762	72 / 1829	9508	9613	12137	12242
30 / 762	78 / 1981	10148	10252	12909	13013
36 / 914	60 / 1524	9796	9905	12334	12442
36 / 914	66 / 1676	10184	10294	12769	12876
36 / 914	72 / 1829	10569	10679	13221	13329
36 / 914	78 / 1981	11281	11390	14065	14173
42 / 1067	60 / 1524	10281	10393	12820	12935
42 / 1067	66 / 1676	10756	10869	13343	13457
42 / 1067	72 / 1829	11178	11290	13832	13943
42 / 1067	78 / 1981	11927	12038	14714	14826

If Rectangular Grommet, Painted is specified, add 181

If Rectangular Grommet, Satin Nickel (A) is specified, add 224

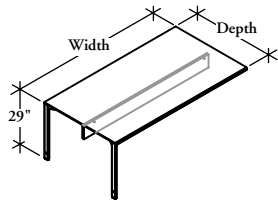
If Round Grommet, Ebony (E) is specified, add 132

If Round Grommet, Satin Nickel Coordinate (I) is specified, add 192

To order a Custom Color for Dossier please use the code ZCCWS. A one time 978 list charge per color applies.

Z J M P

Run-Off with Metal Frame, Partial Centered Modesty & Flush Credenza Connection



WHAT'S INCLUDED

1 run-off with metal frame, worksurface grommet (if specified), connection hardware.

NOTES

Grommet Styles A and D are **not** available with Right Orientation.

Grommet Styles B and E are **not** available with Left Orientation.

Round Grommet is only available in Satin Nickel Coordinate (I) and Ebony (E).

Flintwood available in Open Pore finish only.

Modesty Panel finish is available only in Flintwood or Veneer as a standard.

PRODUCT OPTIONS

Depth	Width (6" increments)	Orientation	Finish	Frame Finish	Grommet Style	Grommet Finish
36, 42	60 - 78	L Left (Shown) R Right	Flintwood	A Satin Nickel	N No Grommet	A Satin Nickel
			Veneer	E Ebony	A Rectangular Grommet Left	E Ebony
			CWS Custom Wood Stain	7 Platinum	B Rectangular Grommet Right	7 Platinum
			K7 Very White Backpainted Glass	V Very White	C Rectangular Grommet Centered	V Very White
			K1 Storm White Backpainted Glass	X Anthracite	D Round Grommet Left	I Satin Nickel Coordinate
			J6 Gris Backpainted Glass	2 Burnished Bronze	E Round Grommet Right	X Anthracite
			K8 Graphic Steel Backpainted Glass	S Sepia Bronze	F Round Grommet Centered	2 Burnished Bronze
			MV White Solid Surface	M Graphite		S Sepia Bronze
				F Titanium Grey		M Graphite
				1 Gilded Ash		F Titanium Grey
			I Gilded Ash			

SAMPLE ORDER CODE

ZJMP 36	78	L	K5	7	D	7
---------	----	---	----	---	---	---

See pricing on following page.

Z J M P

Run-Off with Metal Frame, Partial Centered Modesty & Flush Credenza Connection (Continued)

DIMENSIONS
INCHES / MM

PRICING

DIMENSIONS		FLINTWOOD		VENEER		SOLID SURFACE		BACKPAINTED GLASS		
D	W	Painted Frame	Satin Nickel Frame	Painted Frame	Satin Nickel Frame	Painted Frame	Satin Nickel Frame	Painted Frame Flintwood	Satin Nickel Frame Flintwood	Flintwood
36 / 914	60 / 1524	6289	8826	6388	8925	9278	11814	9532	12071	12346
36 / 914	66 / 1676	6503	9087	6611	9195	9449	12032	9937	12522	12807
36 / 914	72 / 1829	6716	9365	6834	9484	9615	12266	10341	12990	13284
36 / 914	78 / 1981	7253	10037	7381	10165	10956	13742	11072	13855	14166
42 / 1067	60 / 1524	6417	8958	6528	9068	9327	11867	9964	12503	12782
42 / 1067	66 / 1676	6690	9279	6812	9401	9549	12137	10456	13044	13332
42 / 1067	72 / 1829	6910	9565	7043	9698	9718	12373	10898	13551	13848
42 / 1067	78 / 1981	7455	10244	7600	10389	11905	14693	11663	14452	14765

If Rectangular Grommet, Painted is specified, add 181

If Rectangular Grommet, Satin Nickel (A) is specified, add 224

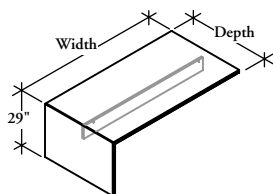
If Round Grommet, Ebony (E) is specified, add 132

If Round Grommet, Satin Nickel Coordinate (I) is specified, add 192

To order a Custom Color for Dossier please use the code ZCCWS. A one time 978 list charge per color applies.

Z J M E

Run-Off with Metal Frame, Partial Centered Modesty, End Panel & Flush Credenza Connection



WHAT'S INCLUDED

1 run-off with metal frame, worksurface grommet (if specified), connection hardware.

NOTES

Grommet Styles A and D are **not** available with Right Orientation.

Grommet Styles B and E are **not** available with Left Orientation.

Round Grommet is only available in Satin Nickel Coordinate (I) and Ebony (E).

Horizontal grain direction Veneer Group 4 only.

Flintwood available in Open Pore finish only.

Modesty Panel finish is available only in Flintwood or Veneer as a standard.

PRODUCT OPTIONS

Grain Direction	Depth	Width (6" increments)	Orientation
H Horizontal	36, 42	60 - 78	L Left (Shown)
V Vertical			R Right

SAMPLE ORDER CODE

ZJME H	36	66	L
---------------	-----------	-----------	----------

PRODUCT OPTIONS (CONTINUED)

Top Finish	Lower Panel Finish	Frame Finish	Grommet Style	Grommet Finish
Flintwood	Flintwood	A Satin Nickel	N No Grommet	A Satin Nickel
Veneer	Veneer	E Ebony	A Rectangular Grommet Left	E Ebony
CWS Custom Wood Stain	V Veneer Vertical Grain Only	7 Platinum	B Rectangular Grommet Right	7 Platinum
K7 Very White Backpainted Glass	CWS Custom Wood Stain	V Very White	C Rectangular Grommet Centered	V Very White
K1 Storm White Backpainted Glass		X Anthracite	D Round Grommet Left	I Satin Nickel Coordinate
J6 Gris Backpainted Glass		2 Burnished Bronze	E Round Grommet Right	X Anthracite
K8 Graphic Steel Backpainted Glass		S Sepia Bronze	F Round Grommet Centered	2 Burnished Bronze
MV White Solid Surface		M Graphite		S Sepia Bronze
		F Titanium Grey		M Graphite
		1 Gilded Ash		F Titanium Grey
				1 Gilded Ash

SAMPLE ORDER CODE (CONTINUED)

K5	V	E	D	I
-----------	----------	----------	----------	----------

See pricing on following page.

Z J M E

Run-Off with Metal Frame, Partial Centered Modesty, End Panel & Flush Credenza Connection (Continued)

**DIMENSIONS
INCHES / MM**

D	W
36 / 914	60 / 1524
36 / 914	66 / 1676
36 / 914	72 / 1829
36 / 914	78 / 1981
42 / 1067	66 / 1676
42 / 1067	72 / 1829
42 / 1067	78 / 1981
42 / 1067	78 / 1981

36 / 914	60 / 1524
36 / 914	66 / 1676
36 / 914	72 / 1829
36 / 914	78 / 1981
42 / 1067	60 / 1524
42 / 1067	66 / 1676
42 / 1067	72 / 1829
42 / 1067	78 / 1981

36 / 914	60 / 1524
36 / 914	66 / 1676
36 / 914	72 / 1829
36 / 914	78 / 1981
42 / 1067	60 / 1524
42 / 1067	66 / 1676
42 / 1067	72 / 1829
42 / 1067	78 / 1981

36 / 914	60 / 1524
36 / 914	60 / 1524
36 / 914	66 / 1676
36 / 914	72 / 1829
36 / 914	78 / 1981
42 / 1067	60 / 1524
42 / 1067	66 / 1676
42 / 1067	72 / 1829
42 / 1067	78 / 1981

PRICING

FLINTWOOD

PAINTED FRAME		SATIN NICKEL FRAME	
Vertical Grain	Horizontal Grain	Vertical Grain	Horizontal Grain
6773	6919	9311	9455
6984	7132	9570	9717
7193	7345	9844	9995
7729	7883	10512	10666
6941	7098	9482	9634
7211	7369	9801	9957
7427	7589	10083	10243
6933	8134	10757	10923

VENEER

PAINTED FRAME		SATIN NICKEL FRAME	
Vertical Grain	Horizontal Grain	Vertical Grain	Horizontal Grain
6922	7067	9459	9605
7144	7291	9727	9876
7362	7515	10013	10164
7907	8061	10691	10845
7110	7267	9650	9803
7392	7548	9982	10137
7619	7780	10273	10434
8171	8337	10958	11124

SOLID SURFACE

PAINTED FRAME		SATIN NICKEL FRAME	
Vertical Grain	Horizontal Grain	Vertical Grain	Horizontal Grain
9881	9956	12417	12495
10050	10128	12634	12712
10216	10296	12868	12945
11556	11637	14340	14420
9985	10065	12522	12603
10203	10286	12793	12875
10370	10454	13023	13109
12556	12642	15343	15429

BACKPAINTED GLASS

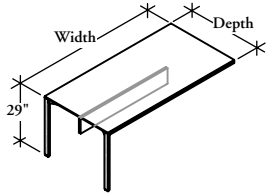
PAINTED FRAME		SATIN NICKEL FRAME	
Vertical Grain	Horizontal Grain	Vertical Grain	Horizontal Grain
9881	9956	12417	12495
10135	10212	12672	12749
10539	10617	13123	13202
10942	11021	13592	13672
11669	11751	14455	14534
10619	10701	13159	13240
11111	11194	13700	13784
11550	11634	14205	14288
12315	12399	15102	15188

If Rectangular Grommet, Painted is specified, add 181
 If Rectangular Grommet, Satin Nickel (A) is specified, add 224
 If Round Grommet, Ebony (E) is specified, add 132

If Round Grommet, Satin Nickel Coordinate (I) is specified, add 192
 To order a Custom Color for Dossier please use the code ZCCWS. A one time 978 list charge per color applies.

Z J M Q

Run-Off with Metal Frame, Partial Centered Modesty & Overlap Credenza Connection



WHAT'S INCLUDED

1 run-off with metal frame, worksurface grommet (if specified), connection hardware.

NOTES

Grommet Styles A and D are **not** available with Right Orientation.

Grommet Styles B and E are **not** available with Left Orientation.

Round Grommet is only available in Satin Nickel Coordinate (I) and Ebony (E).

Flintwood available in Open Pore finish only.

Modesty Panel finish is available only in Flintwood or Veneer as a standard.

PRODUCT OPTIONS

Credenza Depth	Depth	Width (6" increments)	Orientation
1 20"	36, 42	60 - 96	L Left (Shown)
2 24"			R Right

SAMPLE ORDER CODE

ZJMQ 2	36	90	R
---------------	-----------	-----------	----------

PRODUCT OPTIONS (CONTINUED)

Finish	Frame Finish	Grommet Style	Grommet Finish
Flintwood	A Satin Nickel	N No Grommet	A Satin Nickel
Veneer	E Ebony	A Rectangular Grommet Left	E Ebony
CWS Custom Wood Stain	7 Platinum	B Rectangular Grommet Right	7 Platinum
K7 Very White Backpainted Glass	V Very White	C Rectangular Grommet Centered	V Very White
K1 Storm White Backpainted Glass	X Anthracite	D Round Grommet Left	I Satin Nickel Coordinate
J6 Gris Backpainted Glass	2 Burnished Bronze	E Round Grommet Right	X Anthracite
K8 Graphic Steel Backpainted Glass	S Sepia Bronze	F Round Grommet Centered	2 Burnished Bronze
MV White Solid Surface	M Graphite		S Sepia Bronze
	F Titanium Grey		M Graphite
	1 Gilded Ash		F Titanium Grey
			1 Gilded Ash

SAMPLE ORDER CODE (CONTINUED)

MV	7	N	
-----------	----------	----------	--

See pricing on following page.

Z J M Q

Run-Off with Metal Frame, Partial Centered Modesty & Overlap Credenza Connection (Continued)

DIMENSIONS
INCHES / MM

PRICING

D	W	FLINTWOOD		VENEER		SOLID SURFACE		BACKPAINTED GLASS	
		Painted Frame	Satin Nickel Frame	Painted Frame	Satin Nickel Frame	Painted Frame	Satin Nickel Frame	Painted Frame	Satin Nickel Frame
36 / 914	60 / 1524	6228	8766	6327	8865	9216	11754	9473	12010
36 / 914	66 / 1676	6443	9028	6551	9136	9387	11972	9879	12462
36 / 914	72 / 1829	6655	9307	6774	9425	9555	12206	10281	12933
36 / 914	78 / 1981	7194	9978	7321	10105	10898	13681	11010	13794
36 / 914	84 / 2134	7452	10284	7590	10422	11111	13942	11460	14291
36 / 914	90 / 2286	7837	10735	7984	10882	11451	14349	12035	14932
36 / 914	96 / 2438	8049	10993	8205	11151	11618	14563	12438	15383
42 / 1067	60 / 1524	6357	8897	6467	9008	9267	11808	9904	12443
42 / 1067	66 / 1676	6629	9217	6752	9339	9488	12076	10398	12985
42 / 1067	72 / 1829	6851	9505	6982	9638	9657	12311	10837	13491
42 / 1067	78 / 1981	7397	10184	7541	10329	11845	14632	11602	14390
42 / 1067	84 / 2134	7663	10497	7817	10654	12060	14895	12088	14923
42 / 1067	90 / 2286	8054	10955	8221	11122	12399	15300	12700	15602
42 / 1067	96 / 2438	8273	11222	8451	11398	12567	15514	13139	16087

If Rectangular Grommet, Painted is specified, add 181

If Rectangular Grommet, Satin Nickel (A) is specified, add 224

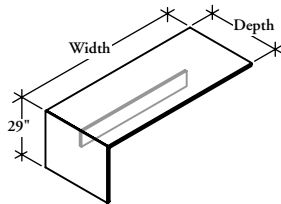
If Round Grommet, Ebony (E) is specified, add 132

If Round Grommet, Satin Nickel Coordinate (I) is specified, add 192

To order a Custom Color for Dossier please use the code ZCCWS. A one time 978 list charge per color applies.

Z J M X

Run-Off with Metal Frame, Partial Centered Modesty, End Panel & Overlap Credenza Connection



WHAT'S INCLUDED

1 run-off with metal frame, worksurface grommet (if specified), connection hardware.

NOTES

Grommet Styles A and D are **not** available with Right Orientation.

Grommet Styles B and E are **not** available with Left Orientation.

Round Grommet is only available in Satin Nickel Coordinate (I) and Ebony (E).

Horizontal grain direction Veneer Group 4 only.

Flintwood available in Open Pore finish only.

Modesty Panel finish is available only in Flintwood or Veneer as a standard.

PRODUCT OPTIONS

Grain Direction	Credenza Depth	Depth	Width (6" increments)
H Horizontal	1 20"	36, 42	60 - 96
V Vertical	2 24"		

SAMPLE ORDER CODE

ZJMX H	2	36	90
---------------	----------	-----------	-----------

PRODUCT OPTIONS (CONTINUED)

Orientation	Top Finish	Panel Finish	Frame Finish	Grommet Style	Grommet Finish
L Left (Shown)	Flintwood	Flintwood	A Satin Nickel	N No Grommet	A Satin Nickel
R Right	Veneer	Veneer	E Ebony	A Rectangular Grommet Left	E Ebony
	CWS Custom Wood Stain	CWS Custom Wood Stain	7 Platinum	B Rectangular Grommet Right	7 Platinum
	K7 Very White Backpainted Glass		V Very White	C Rectangular Grommet Centered	V Very White
	K1 Storm White Backpainted Glass		X Anthracite	D Round Grommet Left	I Satin Nickel Coordinate
	J6 Gris Backpainted Glass		2 Burnished Bronze	E Round Grommet Right	X Anthracite
	K8 Graphic Steel Backpainted Glass		S Sepia Bronze	F Round Grommet Centered	2 Burnished Bronze
	MV White Solid Surface		M Graphite		S Sepia Bronze
			F Titanium Grey		M Graphite
		1 Gilded Ash		F Titanium Grey	
					1 Gilded Ash

SAMPLE ORDER CODE (CONTINUED)

R	MV	V	7	N	
----------	-----------	----------	----------	----------	--

See pricing on following page.

Z J M X

Run-Off with Metal Frame, Partial Centered Modesty, End Panel & Overlap Credenza Connection (Continued)

DIMENSIONS
INCHES / MM

D	W
36 / 914	60 / 1524
36 / 914	66 / 1676
36 / 914	72 / 1829
36 / 914	78 / 1981
36 / 914	84 / 2134
36 / 914	90 / 2286
36 / 914	96 / 2438
42 / 1067	60 / 1524
42 / 1067	66 / 1676
42 / 1067	72 / 1829
42 / 1067	78 / 1981
42 / 1067	84 / 2134
42 / 1067	90 / 2286
42 / 1067	96 / 2438

PRICING

FLINTWOOD			
PAINTED FRAME		SATIN NICKEL FRAME	
Vertical Grain	Horizontal Grain	Vertical Grain	Horizontal Grain
6717	6858	9256	9397
6928	7073	9511	9657
7135	7284	9786	9934
7671	7822	10456	10609
7925	8082	10757	10912
8304	8466	11203	11364
8514	8677	11460	11622
6887	7036	9426	9576
7154	7309	9744	9897
7372	7527	10026	10183
7914	8076	10701	10863
8174	8340	11010	11177
8563	8732	11465	11635
8778	8951	11727	11901

VENEER			
PAINTED FRAME		SATIN NICKEL FRAME	
Vertical Grain	Horizontal Grain	Vertical Grain	Horizontal Grain
6866	7006	9405	9546
7085	7232	9672	9817
7305	7453	9955	10103
7851	8001	10635	10786
8114	8270	10946	11102
8504	8664	11401	11562
8723	8885	11667	11830
7056	7205	9595	9745
7334	7489	9923	10076
7562	7718	10216	10373
8116	8276	10904	11066
8387	8554	11223	11390
8787	8958	11688	11858
9013	9188	11962	12137

If Rectangular Grommet, Painted is specified, add 181

If Rectangular Grommet, Satin Nickel (A) is specified, add 224

If Round Grommet, Ebony (E) is specified, add 132

If Round Grommet, Satin Nickel Coordinate (I) is specified, add 192

To order a Custom Color for Dossier please use the code ZCCWS. A one time 978 list charge per color applies.

See pricing on following page.

Z J M X

Run-Off with Metal Frame, Partial Centered Modesty, End Panel & Overlap Credenza Connection (Continued)

**DIMENSIONS
INCHES / MM**

D	W
36 / 914	60 / 1524
36 / 914	66 / 1676
36 / 914	72 / 1829
36 / 914	78 / 1981
36 / 914	84 / 2134
36 / 914	90 / 2286
36 / 914	96 / 2438
42 / 1067	60 / 1524
42 / 1067	66 / 1676
42 / 1067	72 / 1829
42 / 1067	78 / 1981
42 / 1067	84 / 2134
42 / 1067	90 / 2286
42 / 1067	96 / 2438
36 / 914	60 / 1524
36 / 914	66 / 1676
36 / 914	72 / 1829
36 / 914	78 / 1981
36 / 914	84 / 2134
36 / 914	90 / 2286
36 / 914	96 / 2438
42 / 1067	60 / 1524
42 / 1067	66 / 1676
42 / 1067	72 / 1829
42 / 1067	78 / 1981
42 / 1067	84 / 2134
42 / 1067	90 / 2286
42 / 1067	96 / 2438

PRICING

SOLID SURFACE			
PAINTED FRAME		SATIN NICKEL FRAME	
Vertical Grain	Horizontal Grain	Vertical Grain	Horizontal Grain
9780	9897	12318	12436
9950	10067	12534	12651
10118	10236	12769	12887
11458	11577	14243	14362
11669	11790	14502	14623
12008	12131	14907	15028
12176	12298	15122	15242
9885	10004	12426	12545
10105	10226	12693	12814
10271	10393	12924	13047
12458	12581	15246	15368
12671	12795	15507	15631
13011	13134	15911	16037
13179	13304	16126	16253
BACKPAINTED GLASS			
PAINTED FRAME		SATIN NICKEL FRAME	
Vertical Grain	Horizontal Grain	Vertical Grain	Horizontal Grain
10036	10153	12575	12691
10441	10558	13023	13142
10842	10960	13495	13611
11571	11690	14356	14476
12021	12139	14852	14971
12595	12714	15491	15612
12994	13118	15940	16064
10520	10640	13060	13182
11012	11133	13601	13722
11451	11572	14106	14227
12214	12338	15002	15126
12701	12825	15536	15660
13310	13435	16212	16338
13750	13875	16698	16823

If Rectangular Grommet, Painted is specified, add 181

If Rectangular Grommet, Satin Nickel (A) is specified, add 224

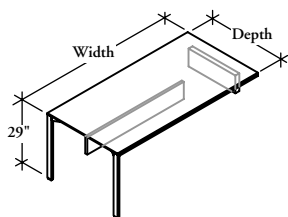
If Round Grommet, Ebony (E) is specified, add 132

If Round Grommet, Satin Nickel Coordinate (I) is specified, add 192

To order a Custom Color for Dossier please use the code ZCCWS. A one time 978 list charge per color applies.

Z J M R

Run-Off with Metal Frame, Partial Centered Modesty & Overlap Low Credenza Connection



WHAT'S INCLUDED

1 run-off with metal frame, worksurface grommet (if specified), connection hardware.

NOTES

Grommet Styles A and D are **not** available with Right Orientation.

Grommet Styles B and E are **not** available with Left Orientation.

Round Grommet is only available in Satin Nickel Coordinate (I) and Ebony (E).

Flintwood available in Open Pore finish only.

Modesty Panel finish is available only in Flintwood or Veneer as a standard.

PRODUCT OPTIONS

Credenza Type	Depth	Width (6" increments)	Orientation
1 20" deep, low without top 19-5/8"	36, 42	60 - 96	L Left (Shown)
2 20" deep, low with top 21-1/8"			R Right
3 24" deep, low without top 19-5/8"			
4 24" deep, low with top 21-1/8"			

SAMPLE ORDER CODE

ZJMR 3	42	96	R
--------	----	----	---

PRODUCT OPTIONS (CONTINUED)

Finish	Frame Finish	Grommet Style	Grommet Finish
Flintwood	A Satin Nickel	N No Grommet	A Satin Nickel
Veneer	E Ebony	A Rectangular Grommet Left	E Ebony
CWS Custom Wood Stain	7 Platinum	B Rectangular Grommet Right	7 Platinum
K7 Very White Backpainted Glass	V Very White	C Rectangular Grommet Centered	V Very White
K1 Storm White Backpainted Glass	X Anthracite	D Round Grommet Left	I Satin Nickel Coordinate
J6 Gris Backpainted Glass	2 Burnished Bronze	E Round Grommet Right	X Anthracite
K8 Graphic Steel Backpainted Glass	S Sepia Bronze	F Round Grommet Centered	2 Burnished Bronze
MV White Solid Surface	M Graphite		S Sepia Bronze
	F Titanium Grey		M Graphite
	1 Gilded Ash		F Titanium Grey
			1 Gilded Ash

SAMPLE ORDER CODE (CONTINUED)

MV	A	N	
----	---	---	--

See pricing on following page.

Z J M R

Run-Off with Metal Frame, Partial Centered Modesty & Overlap Low Credenza Connection (Continued)

DIMENSIONS
INCHES / MM

PRICING

D	W	FLINTWOOD		VENEER		SOLID SURFACE		BACKPAINTED GLASS	
		Painted Frame	Satin Nickel Frame	Painted Frame	Satin Nickel Frame	Painted Frame	Satin Nickel Frame	Painted Frame	Satin Nickel Frame
36 / 914	60 / 1524	6580	9117	6677	9216	9526	12064	9782	12319
36 / 914	66 / 1676	6794	9380	6903	9487	9697	12281	10187	12771
36 / 914	72 / 1829	7006	9657	7126	9776	9864	12515	10590	13240
36 / 914	78 / 1981	7544	10329	7672	10456	11206	13990	11320	14103
36 / 914	84 / 2134	7804	10635	7942	10772	11419	14250	11769	14602
36 / 914	90 / 2286	8188	11084	8335	11231	11759	14657	12344	15241
36 / 914	96 / 2438	8399	11344	8556	11501	11928	14874	12746	15692
42 / 1067	60 / 1524	6728	9267	6838	9380	9597	12137	10234	12773
42 / 1067	66 / 1676	7002	9590	7124	9712	9819	12407	10727	13313
42 / 1067	72 / 1829	7220	9877	7353	10010	9987	12642	11165	13821
42 / 1067	78 / 1981	7768	10557	7912	10700	12174	14961	11931	14719
42 / 1067	84 / 2134	8032	10870	8189	11025	12387	15225	12417	15255
42 / 1067	90 / 2286	8424	11327	8591	11494	12727	15631	13028	15932
42 / 1067	96 / 2438	8646	11594	8823	11771	12896	15844	13468	16418

If Rectangular Gommel, Painted is specified, add 181

If Rectangular Grommet, Satin Nickel (A) is specified, add 224

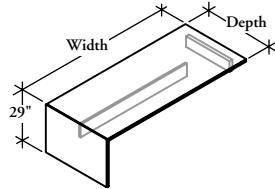
If Round Grommet, Ebony (E) is specified, add 132

If Round Grommet, Satin Nickel Coordinate (I) is specified, add 192

To order a Custom Color for Dossier please use the code ZCCWS. A one time 978 list charge per color applies.

Z J M Y

Run-Off with Metal Frame, Partial Centered Modesty, End Panel & Overlap Low Credenza Connection



WHAT'S INCLUDED

1 run-off with metal frame, worksurface grommet (if specified), connection hardware.

NOTES

Grommet Styles A and D are **not** available with Right Orientation.

Grommet Styles B and E are **not** available with Left Orientation.

Round Grommet is only available in Satin Nickel Coordinate (I) and Ebony (E).

Horizontal grain direction Veneer Group 4 only.

Flintwood available in Open Pore finish only.

Modesty Panel finish is available only in Flintwood or Veneer as a standard.

PRODUCT OPTIONS

Grain Direction	Credenza Type	Depth	Width (6" increments)
H Horizontal	1 20" deep, low without top 19-5/8"	36, 42	60 - 96
V Vertical	2 20" deep, low with top 21-1/8"		
	3 24" deep, low without top 19-5/8"		
	4 24" deep, low with top 21-1/8"		

SAMPLE ORDER CODE

ZJMY V	3	42	96
---------------	----------	-----------	-----------

PRODUCT OPTIONS (CONTINUED)

Orientation	Finish	Frame Finish	Grommet Style	Grommet Finish
L Left (Shown)	Flintwood	A Satin Nickel	N No Grommet	A Satin Nickel
R Right	Natural Veneer	E Ebony	A Rectangular Grommet Left	E Ebony
	CWS Custom Wood Stain	7 Platinum	B Rectangular Grommet Right	7 Platinum
	K7 Very White Backpainted Glass	V Very White	C Rectangular Grommet Centered	V Very White
	K1 Storm White Backpainted Glass	X Anthracite	D Round Grommet Left	I Satin Nickel Coordinate
	J6 Gris Backpainted Glass	2 Burnished Bronze	E Round Grommet Right	X Anthracite
	K8 Graphic Steel Backpainted Glass	S Sepia Bronze	F Round Grommet Centered	2 Burnished Bronze
	MV White Solid Surface	M Graphite		S Sepia Bronze
		F Titanium Grey		M Graphite
		1 Gilded Ash		F Titanium Grey
				1 Gilded Ash

SAMPLE ORDER CODE (CONTINUED)

R	K5	A	N
----------	-----------	----------	----------

See pricing on following page.

Z J M Y

Run-Off with Metal Frame, Partial Centered Modesty, End Panel & Overlap Low Credenza Connection (Continued)

**DIMENSIONS
INCHES / MM**

D	W
36 / 914	60 / 1524
36 / 914	66 / 1676
36 / 914	72 / 1829
36 / 914	78 / 1981
36 / 914	84 / 2134
36 / 914	90 / 2286
36 / 914	96 / 2438
42 / 1067	60 / 1524
42 / 1067	66 / 1676
42 / 1067	72 / 1829
42 / 1067	78 / 1981
42 / 1067	84 / 2134
42 / 1067	90 / 2286
42 / 1067	96 / 2438

PRICING

FLINTWOOD			
PAINTED FRAME		SATIN NICKEL FRAME	
Vertical Grain	Horizontal Grain	Vertical Grain	Horizontal Grain
7083	7278	9623	9818
7295	7492	9880	10076
7502	7707	10154	10357
8037	8244	10824	11028
8294	8503	11124	11334
8673	8887	11570	11785
8881	9098	11827	12042
7306	7512	9846	10052
7574	7783	10163	10371
7790	8004	10445	10659
8334	8551	11121	11339
8594	8817	11430	11653
8982	9209	11885	12109
9197	9427	12146	12376

VENEER					
PAINTED FRAME		SATIN NICKEL FRAME			
Vertical Grain	Horizontal Grain	Vertical Grain	Horizontal Grain		
36 / 914	60 / 1524	7233	7427	9772	9966
36 / 914	66 / 1676	7453	7650	10037	10236
36 / 914	72 / 1829	7671	7876	10322	10526
36 / 914	78 / 1981	8217	8422	11002	11207
36 / 914	84 / 2134	8482	8691	11314	11522
36 / 914	90 / 2286	8870	9085	11769	11983
36 / 914	96 / 2438	9089	9307	12035	12250
42 / 1067	60 / 1524	7474	7680	10015	10221
42 / 1067	66 / 1676	7755	7962	10343	10551
42 / 1067	72 / 1829	7982	8195	10636	10849
42 / 1067	78 / 1981	8535	8752	11323	11540
42 / 1067	84 / 2134	8806	9030	11643	11865
42 / 1067	90 / 2286	9208	9431	12108	12334
42 / 1067	96 / 2438	9433	9662	12381	12610

If Rectangular Grommet, Painted is specified, add 181

If Rectangular Grommet, Satin Nickel (A) is specified, add 224

If Round Grommet, Ebony (E) is specified, add 132

If Round Grommet, Satin Nickel Coordinate (I) is specified, add 192

To order a Custom Color for Dossier please use the code ZCCWS. A one time 978 list charge per color applies.

See pricing on following page.

Z J M Y**Run-Off with Metal Frame, Partial Centered Modesty, End Panel & Overlap Low Credenza Connection (Continued)****DIMENSIONS**
INCHES / MM

D	W
36 / 914	60 / 1524
36 / 914	66 / 1676
36 / 914	72 / 1829
36 / 914	78 / 1981
36 / 914	84 / 2134
36 / 914	90 / 2286
36 / 914	96 / 2438
42 / 1067	60 / 1524
42 / 1067	66 / 1676
42 / 1067	72 / 1829
42 / 1067	78 / 1981
42 / 1067	84 / 2134
42 / 1067	90 / 2286
42 / 1067	96 / 2438

PRICING**SOLID SURFACE****PAINTED FRAME**

Vertical Grain Horizontal Grain

10149	10318
10318	10489
10485	10656
11825	11998
12037	12211
12376	12552
12544	12720
10305	10479
10526	10701
10692	10869
12877	13057
13090	13270
13430	13610
13598	13778

SATIN NICKEL FRAME

Vertical Grain Horizontal Grain

12688	12855
12901	13073
13134	13306
14609	14782
14869	15045
15273	15450
15488	15665
12845	13019
13113	13289
13347	13523
15666	15843
15927	16107
16330	16513
16546	16725

BACKPAINTED GLASS**PAINTED FRAME**

Vertical Grain Horizontal Grain

10404	10574
10807	10978
11211	11384
11938	12110
12386	12561
12960	13134
13361	13538
10942	11117
11433	11610
11870	12047
12637	12814
13120	13300
13731	13911
14170	14351

SATIN NICKEL FRAME

Vertical Grain Horizontal Grain

12942	13112
13392	13563
13861	14033
14725	14896
15219	15393
15860	16034
16307	16483
13481	13656
14022	14197
14525	14704
15424	15602
15957	16136
16634	16814
17119	17300

If Rectangular Grommet, Painted is specified, add 181

If Rectangular Grommet, Satin Nickel (A) is specified, add 224

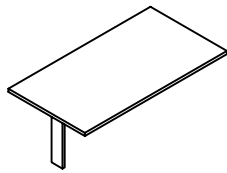
If Round Grommet, Ebony (E) is specified, add 132

If Round Grommet, Satin Nickel Coordinate (I) is specified, add 192

To order a Custom Color for Dossier please use the code ZCCWS. A one time 978 list charge per color applies.

ZJNL

Run-Off with Post Leg, No Modesty, Flush Credenza Connection



WHAT'S INCLUDED

1 run-off with metal post leg (with or no wire), worksurface grommet (if specified), connection hardware.

NOTES

Grommet Styles A and D are **not** available with Right Orientation.

Grommet Styles B and E are **not** available with Left Orientation.

Round Grommet is only available in Satin Nickel Coordinate (I) and Ebony (E).

Flintwood available in Open Pore finish only.

PRODUCT OPTIONS

Post Leg Type	Depth	Width	Orientation
W Wire Access Panel	30, 36	60, 66, 72, 78	L Left
N No Wire Access Panel			R Right

SAMPLE ORDER CODE

ZJNL W	36	60	L
---------------	-----------	-----------	----------

PRODUCT OPTIONS (CONTINUED)

Finish	Post Leg Finish	Grommet	Grommet Finish
Flintwood	A Satin Nickel	A Rectangular Grommet Left	A Satin Nickel
Natural Veneer	7 Platinum	D Round Grommet Left	7 Platinum
CWS Custom Wood Stain	V Very White	B Rectangular Grommet Right	E Ebony
	E Ebony	E Round Grommet Right	V Very White
	X Anthracite	C Rectangular Grommet Centered	E Ebony
	2 Burnished Bronze	F Round Grommet Centered	I Satin Nickel Coordinate
	S Sepia Bronze		X Anthracite
	M Graphite		2 Burnished Bronze
	F Titanium Grey		S Sepia Bronze
	1 Gilded Ash		M Graphite
			F Titanium Grey
			1 Gilded Ash

SAMPLE ORDER CODE (CONTINUED)

DM	7	D	E
-----------	----------	----------	----------

See pricing on following page.

Z J N L

Run-Off with Post Leg, No Modesty,
Flush Credenza Connection
(Continued)

DIMENSIONS
INCHES / MM

D	W
30 / 762	60 / 1524
30 / 762	66 / 1676
30 / 762	72 / 1829
30 / 762	78 / 1981
36 / 914	60 / 1524
36 / 914	66 / 1676
36 / 914	72 / 1829
36 / 914	78 / 1981

PRICING

NO WIRE ACCESS

FLINTWOOD		VENEER	
Paint Finish	Satin Nickel Finish	Paint Finish	Satin Nickel Finish
2676	2897	2736	2928
2726	2949	2794	2987
2823	3046	2897	3090
2876	3096	2954	3147
2778	2998	2851	3043
2840	3060	2921	3112
2947	3168	3034	3227
3007	3229	3103	3297

WIRE ACCESS

FLINTWOOD		VENEER	
Paint Finish	Satin Nickel Finish	Paint Finish	Satin Nickel Finish
2757	2981	2819	3012
2808	3030	2877	3069
2905	3128	2981	3172
2957	3178	3036	3229
2860	3082	2933	3127
2922	3142	3002	3195
3029	3250	3118	3308
3090	3310	3186	3378

If Rectangular Grommet, Painted is specified, add 181

If Rectangular Grommet, Satin Nickel (A) is specified, add 224

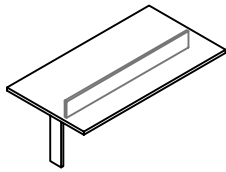
If Round Grommet, Ebony (E) is specified, add 132

If Round Grommet, Satin Nickel Coordinate (I) is specified, add 192

To order a Custom Color for Dossier, please use the code ZCCWS. A one time 978 list charge per color applies.

ZJNC

**Run-Off with Post Leg,
Centered Modesty, Flush Credenza
Connection**



WHAT'S INCLUDED

1 run-off with metal post leg (with or no wire), worksurface grommet (if specified), connection hardware.

NOTES

Grommet Styles A and D are **not** available with Right Orientation.

Grommet Styles B and E are **not** available with Left Orientation.

Round Grommet is only available in Satin Nickel Coordinate (I) and Ebony (E).

Flintwood available in Open Pore finish only.

PRODUCT OPTIONS

Post Leg Type	Depth	Width	Orientation
W Wire Access Panel N No Wire Access Panel	36	60, 66, 72, 78	L Left R Right

SAMPLE ORDER CODE

ZJNC W	36	60	L
--------	----	----	---

PRODUCT OPTIONS (CONTINUED)

Post Leg Type Finish	Post Leg Finish	Grommet	Grommet Finish
Flintwood	A Satin Nickel	A Rectangular Grommet Left	A Satin Nickel
Natural Veneer	7 Platinum	D Round Grommet Left	7 Platinum
CWS Custom Wood Stain	V Very White	B Rectangular Grommet Right	E Ebony
	E Ebony	E Round Grommet Right	V Very White
	X Anthracite	C Rectangular Grommet Centered	E Ebony
	2 Burnished Bronze	F Round Grommet Centered	I Satin Nickel Coordinate
	S Sepia Bronze		X Anthracite
	M Graphite		2 Burnished Bronze
	F Titanium Grey		S Sepia Bronze
	1 Gilded Ash		M Graphite
			F Titanium Grey
			1 Gilded Ash

SAMPLE ORDER CODE (CONTINUED)

V2	7	D	E
----	---	---	---

See pricing on following page.

ZJNC
Run-Off with Post Leg,
Centered Modesty, Flush Credenza
Connection (Continued)

DIMENSIONS
INCHES / MM

D	W
36 / 914	60 / 1524
36 / 914	66 / 1676
36 / 914	72 / 1829
36 / 914	78 / 1981

PRICING

NO WIRE ACCESS

FLINTWOOD		VENEER	
Paint Finish	Satin Nickel Finish	Paint Frame Finish	Satin Nickel Finish
3390	3581	3527	3719
3478	3671	3623	3814
3613	3805	3764	3955
3700	3893	3860	4052

WIRE ACCESS

FLINTWOOD		VENEER	
Paint Finish	Satin Nickel Finish	Paint Finish	Satin Nickel Finish
36 / 914	60 / 1524	3473	3665
36 / 914	66 / 1676	3562	3755
36 / 914	72 / 1829	3695	3886
36 / 914	78 / 198	3784	3976
		3611	3802
		3705	3899
		3845	4038
		3941	4134

If Rectangular Grommet, Painted is specified, add 181

If Rectangular Grommet, Satin Nickel (A) is specified, add 224

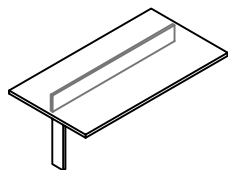
If Round Grommet, Ebony (E) is specified, add 132

If Round Grommet, Satin Nickel Coordinate (I) is specified, add 192

To order a Custom Color for Dossier please use the code ZCCWS. A one time 978 list charge per color applies.

ZJNI

Run-Off with Post Leg, Inset Modesty, Flush Credenza Connection



WHAT'S INCLUDED

1 run-off with metal post leg (with or no wire), worksurface grommet (if specified), connection hardware.

NOTES

Grommet Styles A and D are **not** available with Right Orientation.

Grommet Styles B and E are **not** available with Left Orientation.

Round Grommet is only available in Satin Nickel Coordinate (I) and Ebony (E).

Flintwood available in Open Pore finish only.

PRODUCT OPTIONS

Post Leg Type	Depth	Width	Orientation
W Wire Access Panel	30, 36	60, 66, 72, 78	L Left
N No Wire Access Panel			R Right

SAMPLE ORDER CODE

ZJNI W	36	60	L
---------------	-----------	-----------	----------

PRODUCT OPTIONS (CONTINUED)

Post Leg Type Finish	Post Leg Finish	Grommet	Grommet Finish
Flintwood	A Satin Nickel	A Rectangular Grommet Left	A Satin Nickel
Natural Veneer	7 Platinum	D Round Grommet Left	7 Platinum
CWS Custom Wood Stain	V Very White	B Rectangular Grommet Right	E Ebony
	E Ebony	E Round Grommet Right	V Very White
	X Anthracite	C Rectangular Grommet Centered	E Ebony
	2 Burnished Bronze	F Round Grommet Centered	I Satin Nickel Coordinate
	S Sepia Bronze		X Anthracite
	M Graphite		2 Burnished Bronze
	F Titanium Grey		S Sepia Bronze
	1 Gilded Ash		M Graphite
			F Titanium Grey
			1 Gilded Ash

SAMPLE ORDER CODE (CONTINUED)

DV	7	D	E
-----------	----------	----------	----------

See pricing on following page.

ZJNI

**Run-Off with Post Leg,
Inset Modesty, Flush Credenza
Connection (Continued)**

**DIMENSIONS
INCHES / MM**

D	W
30 / 762	60 / 1524
30 / 762	66 / 1676
30 / 762	72 / 1829
30 / 762	78 / 1981
36 / 914	60 / 1524
36 / 914	66 / 1676
36 / 914	72 / 1829
36 / 914	78 / 1981

PRICING

NO WIRE ACCESS

FLINTWOOD		VENEER	
Paint Finish	Satin Nickel Finish	Paint Finish	Satin Nickel Finish
3283	3475	3412	3603
3362	3553	3496	3688
3483	3675	3625	3819
3561	3752	3709	3904
3390	3581	3527	3719
3478	3671	3623	3814
3613	3805	3764	3955
3700	3893	3860	4052

WIRE ACCESS

FLINTWOOD		VENEER	
Paint Finish	Satin Nickel Finish	Paint Finish	Satin Nickel Finish
3367	3558	3495	3687
3444	3636	3578	3770
3567	3760	3708	3902
3659	3665	3792	3985
3558	3749	3611	3802
3636	3829	3705	3899
3760	3951	3845	4038
3837	4028	3941	4134

If Rectangular Grommet, Painted is specified, add 181

If Rectangular Grommet, Satin Nickel (A) is specified, add 224

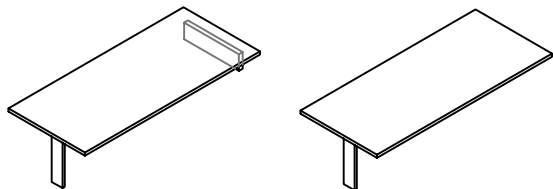
If Round Grommet, Ebony (E) is specified, add 132

If Round Grommet, Satin Nickel Coordinate (I) is specified, add 192

To order a Custom Color for Dossier, please use the code ZCCWS. A one time 978 list charge per color applies.

ZJNN

Run-Off with Post Leg, No Modesty, Overlap Credenza Connection



WHAT'S INCLUDED

1 run-off with metal post leg (with or no wire), worksurface grommet (if specified), connection hardware.

NOTES

Grommet Styles A and D are **not** available with Right Orientation.

Grommet Styles B and E are **not** available with Left Orientation.

Round Grommet is only available in Satin Nickel Coordinate (I) and Ebony (E).

Flintwood available in Open Pore finish only.

PRODUCT OPTIONS

Credenza Type	Post Leg Type	Depth	Width
1 20" deep, low without top 19.625"	W Wire Access Panel	30, 36	60, 66, 72, 78, 84, 90, 96
2 20" deep, low with top 21.125 "	N No Wire Access Panel		
3 24" deep, low without top 19.625"			
4 24" deep, low with top 21.125"			
5 20" deep, high with top			
6 24" deep, high with top			

SAMPLE ORDER CODE

ZJNN 5	W	36	60
--------	---	----	----

PRODUCT OPTIONS (CONTINUED)

Orientation	Finish	Post Leg Finish	Grommet	Grommet Finish
L Left	Flintwood	A Satin Nickel	A Rectangular Grommet Left	A Satin Nickel
R Right	Natural Veneer	7 Platinum	D Round Grommet Left	7 Platinum
	CWS Custom Wood Stain	V Very White	B Rectangular Grommet Right	E Ebony
		E Ebony	E Round Grommet Right	V Very White
		X Anthracite	C Rectangular Grommet Centered	E Ebony
		2 Burnished Bronze	F Round Grommet Centered	L Graphic Steel
		S Sepia Bronze		I Satin Nickel Coordinate
		M Graphite		X Anthracite
		F Titanium Grey		2 Burnished Bronze
		1 Gilded Ash		S Sepia Bronze
				M Graphite
				F Titanium Grey
				1 Gilded Ash

SAMPLE ORDER CODE (CONTINUED)

L	V2	7	D	E
---	----	---	---	---

See pricing on following page.

Z J N N
**Run-Off with Post Leg,
 No Modesty, Overlap
 Credenza Connection (Continued)**

DIMENSIONS
INCHES / MM

D	W
30 / 762	60 / 1524
30 / 762	66 / 1676
30 / 762	72 / 1829
30 / 762	78 / 1981
30 / 762	84 / 2133
30 / 762	90 / 2286
30 / 762	96 / 2438
36 / 914	60 / 1524
36 / 914	66 / 1676
36 / 914	72 / 1829
36 / 914	78 / 1981
36 / 914	84 / 2133
36 / 914	90 / 2286
36 / 914	96 / 2438

PRICING

NO WIRE ACCESS			
FLINTWOOD		VENEER	
Paint Finish	Satin Nickel Finish	Paint Finish	Satin Nickel Finish
3013	3204	3030	3223
3066	3259	3088	3279
3166	3358	3191	3383
3219	3411	3248	3441
3320	3511	3351	3544
3373	3566	3407	3600
3427	3619	3466	3659
3120	3310	3143	3336
3185	3377	3212	3405
3297	3489	3328	3520
3359	3551	3398	3590
3471	3663	3511	3703
3534	3726	3579	3771
3599	3792	3649	3841

D	W
30 / 762	60 / 1524
30 / 762	66 / 1676
30 / 762	72 / 1829
30 / 762	78 / 1981
30 / 762	84 / 2133
30 / 762	90 / 2286
30 / 762	96 / 2438
36 / 914	60 / 1524
36 / 914	66 / 1676
36 / 914	72 / 1829
36 / 914	78 / 1981
36 / 914	84 / 2133
36 / 914	90 / 2286
36 / 914	96 / 2438

WIRE ACCESS			
FLINTWOOD		VENEER	
Paint Finish	Satin Nickel Finish	Paint Finish	Satin Nickel Finish
3013	3204	3112	3304
3066	3259	3170	3363
3166	3358	3273	3466
3219	3411	3330	3523
3320	3511	3433	3625
3373	3566	3491	3684
3427	3619	3548	3740
3120	3310	3227	3420
3185	3377	3297	3420
3297	3489	3409	3601
3359	3551	3478	3671
3471	3663	3594	3786
3534	3726	3663	3855
3599	3792	3733	3924

If Rectangular Grommet, Painted is specified, add 181

If Rectangular Grommet, Satin Nickel (A) is specified, add 224

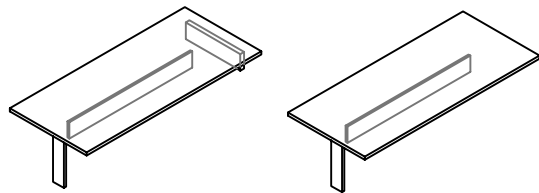
If Round Grommet, Ebony (E) is specified, add 132

If Round Grommet, Satin Nickel Coordinate (I) is specified, add 192

To order a Custom Color for Dossier, please use the code ZCCWS. A one time 978 list charge per color applies.

ZJNM

Run-Off with Post Leg, Centered Modesty, Overlap Credenza Connection



WHAT'S INCLUDED

1 run-off with metal post leg (with or no wire), worksurface grommet (if specified), connection hardware.

NOTES

Grommet Styles A and D are **not** available with Right Orientation.

Grommet Styles B and E are **not** available with Left Orientation.

Round Grommet is only available in Satin Nickel Coordinate (I) and Ebony (E).

Flintwood available in Open Pore finish only.

PRODUCT OPTIONS

Credenza Type	Post Leg Type	Depth	Width
1 20" deep, low without top 19.625"	W Wire Access Panel	36	60, 66, 72, 78, 84, 90, 96
2 20" deep, low with top 21.125"	N No Wire Access Panel		
3 24" deep, low without top 19.625"			
4 24" deep, low with top 21.125"			
5 20" deep, high with top			
6 24" deep, high with top			

SAMPLE ORDER CODE

ZJNM 5	W	36	60
---------------	----------	-----------	-----------

PRODUCT OPTIONS (CONTINUED)

Orientation	Finish	Post Leg Finish	Grommet	Grommet Finish
L Left	Flintwood	A Satin Nickel	A Rectangular Grommet Left	A Satin Nickel
R Right	Natural Veneer	7 Platinum	D Round Grommet Left	7 Platinum
	CWS Custom Wood Stain	V Very White	B Rectangular Grommet Right	E Ebony
		E Ebony	E Round Grommet Right	V Very White
		X Anthracite	C Rectangular Grommet Centered	E Ebony
		2 Burnished Bronze	F Round Grommet Centered	I Satin Nickel Coordinate
		S Sepia Bronze		X Anthracite
		M Graphite		2 Burnished Bronze
		F Titanium Grey		S Sepia Bronze
		1 Gilded Ash		M Graphite
				F Titanium Grey
				1 Gilded Ash

SAMPLE ORDER CODE (CONTINUED)

L	V2	7	D	E
----------	-----------	----------	----------	----------

See pricing on following page.

ZJNM
**Run-Off with Post Leg,
 Centered Modesty, Overlap
 Credenza Connection (Continued)**

DIMENSIONS
INCHES / MM

D	W
36 / 914	60 / 1524
36 / 914	66 / 1676
36 / 914	72 / 1829
36 / 914	78 / 1981
36 / 914	84 / 2133
36 / 914	90 / 2286
36 / 914	96 / 2438

PRICING

NO WIRE ACCESS / 20" and 24" deep high with and without top flush mount					
FLINTWOOD			VENEER		
Paint Finish	Satin Nickel Finish		Paint Finish	Satin Nickel Finish	
3390	3581		3733	3924	
3478	3671		3828	4017	
3613	3805		3967	4158	
3700	3893		4060	4255	
3835	4027		4203	4395	
3921	4114		4298	4491	
4011	4203		4393	4584	

WIRE ACCESS / 20" and 24" deep high with and without top flush mount					
FLINTWOOD			VENEER		
Paint Finish	Satin Nickel Finish		Paint Finish	Satin Nickel Finish	
3473	3665		3802	4007	
3562	3755		3909	4102	
3695	3886		4050	4242	
3784	3976		4144	4338	
3795	3986		4285	4477	
4006	4197		4380	4573	
4093	4285		4475	4667	

If Rectangular Grommet, Painted is specified, add 181

If Rectangular Grommet, Satin Nickel (A) is specified, add 224

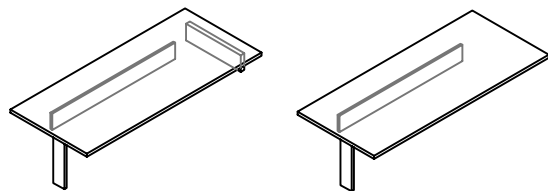
If Round Grommet, Ebony (E) is specified, add 132

If Round Grommet, Satin Nickel Coordinate (I) is specified, add 192

To order a Custom Color for Dossier please use the code ZCCWS. A one time 978 list charge per color applies.

ZJNO

Run-Off with Post Leg, Inset Modesty, Overlap Credenza Connection



WHAT'S INCLUDED

1 run-off with metal post leg (with or no wire), worksurface grommet (if specified), connection hardware.

NOTES

Grommet Styles A and D are **not** available with Right Orientation.

Grommet Styles B and E are **not** available with Left Orientation.

Round Grommet is only available in Satin Nickel Coordinate (I) and Ebony (E).

Flintwood available in Open Pore finish only.

PRODUCT OPTIONS

Credenza Type	Post Leg Type	Depth	Width
1 20" deep, low without top 19.625"	W Wire Access Panel	30, 36	60, 66, 72, 78, 84, 90, 96
2 20" deep, low with top 21.125"	N No Wire Access Panel		
3 24" deep, low without top 19.625"			
4 24" deep, low with top 21.125"			
5 20" deep, high with top			
6 24" deep, high with top			

SAMPLE ORDER CODE

ZJNO 5	W	36	60
---------------	----------	-----------	-----------

PRODUCT OPTIONS (CONTINUED)

Orientation	Finish	Post Leg Finish	Grommet	Grommet Finish
L Left	Flintwood	A Satin Nickel	A Rectangular Grommet Left	A Satin Nickel
R Right	Natural Veneer	7 Platinum	D Round Grommet Left	7 Platinum
	CWS Custom Wood Stain	V Very White	B Rectangular Grommet Right	E Ebony
		E Ebony	E Round Grommet Right	V Very White
		X Anthracite	C Rectangular Grommet Centered	E Ebony
		2 Burnished Bronze	F Round Grommet Centered	I Satin Nickel Coordinate
		S Sepia Bronze		X Anthracite
		M Graphite		2 Burnished Bronze
		F Titanium Grey		S Sepia Bronze
		1 Gilded Ash		M Graphite
				F Titanium Grey
				1 Gilded Ash

SAMPLE ORDER CODE (CONTINUED)

L	V2	7	D	E
----------	-----------	----------	----------	----------

See pricing on following page.

ZJNO

Run-Off with Post Leg, Inset Modesty, Overlap Credenza Connection (Continued)

DIMENSIONS
INCHES / MM

D	W
30 / 762	60 / 1524
30 / 762	66 / 1676
30 / 762	72 / 1829
30 / 762	78 / 1981
30 / 762	84 / 2133
30 / 762	90 / 2286
30 / 762	96 / 2438
36 / 914	60 / 1524
36 / 914	66 / 1676
36 / 914	72 / 1829
36 / 914	78 / 1981
36 / 914	84 / 2133
36 / 914	90 / 2286
36 / 914	96 / 2438

PRICING

NO WIRE ACCESS / 20" and 24" deep high with and without top flush mount					
FLINTWOOD			VENEER		
Paint Finish	Satin Nickel Finish		Paint Finish	Satin Nickel Finish	
3479	3672		3616	3809	
3556	3748		3699	3893	
3679	3871		3830	4021	
3759	3949		3912	4105	
3881	4074		4041	4234	
3957	4151		4125	4319	
4036	4227		4209	4401	
3589	3780		3733	3924	
3675	3868		3828	4017	
3809	4002		3967	4158	
3899	4089		4060	4255	
4032	4223		4203	4395	
4119	4312		4298	4491	
4207	4398		4393	4584	

D	W
30 / 762	60 / 1524
30 / 762	66 / 1676
30 / 762	72 / 1829
30 / 762	78 / 1981
30 / 762	84 / 2133
30 / 762	90 / 2286
30 / 762	96 / 2438
36 / 914	60 / 1524
36 / 914	66 / 1676
36 / 914	72 / 1829
36 / 914	78 / 1981
36 / 914	84 / 2133
36 / 914	90 / 2286
36 / 914	96 / 2438

WIRE ACCESS / 20" and 24" deep high with and without top flush mount					
FLINTWOOD			VENEER		
Paint Finish	Satin Nickel Finish		Paint Finish	Satin Nickel Finish	
3563	3756		3698	3891	
3639	3832		3782	3975	
3763	3954		3911	4105	
3840	4033		3996	4186	
3964	4155		4124	4317	
4040	4231		4208	4399	
4117	4308		4291	4483	
3670	3863		3813	4007	
3760	3951		3909	4102	
3891	4083		4050	4242	
3980	4174		4144	4338	
4113	4305		4285	4477	
4202	4394		4380	4573	
4289	4481		4475	4667	

If Rectangular Grommet, Painted is specified, add 181

If Rectangular Grommet, Satin Nickel (A) is specified, add 224

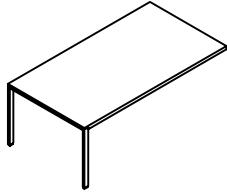
If Round Grommet, Ebony (E) is specified, add 132

If Round Grommet, Satin Nickel Coordinate (I) is specified, add 192

To order a Custom Color for Dossier, please use the code ZCCWS. A one time 978 list charge per color applies.

ZJNU

Run-Off with “U” Leg, No Modesty, Flush Credenza Connection



WHAT'S INCLUDED

1 run-off with metal “U” leg, worksurface grommet (if specified), connection hardware.

NOTES

Grommet Styles A and D are **not** available with Right Orientation.

Grommet Styles B and E are **not** available with Left Orientation.

Round Grommet is only available in Satin Nickel Coordinate (I) and Ebony (E).

Flintwood available in Open Pore finish only.

PRODUCT OPTIONS

Credenza Type	Depth	Width	Orientation
1 20" deep, high with top Flush Mount	30, 36, 42	60, 66, 72, 78	L Left R Right
2 24" deep, high with top Flush Mount			

SAMPLE ORDER CODE

ZJNU 1	36	60	L
--------	----	----	---

PRODUCT OPTIONS (CONTINUED)

Finish	U Leg Finish	Grommet	Grommet Finish
Flintwood	A Satin Nickel	A Rectangular Grommet Left	A Satin Nickel
Natural Veneer	7 Platinum	D Round Grommet Left	7 Platinum
CWS Custom Wood Stain	V Very White	B Rectangular Grommet Right	E Ebony
	E Ebony	E Round Grommet Right	V Very White
	X Anthracite	C Rectangular Grommet Centered	E Ebony
	2 Burnished Bronze	F Round Grommet Centered	I Satin Nickel Coordinate
	S Sepia Bronze		X Anthracite
	M Graphite		2 Burnished Bronze
	F Titanium Grey		S Sepia Bronze
	1 Gilded Ash		M Graphite
			F Titanium Grey
		1 Gilded Ash	

SAMPLE ORDER CODE (CONTINUED)

DM	7	D	E
----	---	---	---

See pricing on following page.

ZJNU

**Run-Off with “U” Leg, No Modesty,
Flush Credenza Connection
(Continued)**

**DIMENSIONS
INCHES / MM**

D	W
30 / 762	60 / 1524
30 / 762	66 / 1676
30 / 762	72 / 1829
30 / 762	78 / 1981
36 / 914	60 / 1524
36 / 914	66 / 1676
36 / 914	72 / 1829
36 / 914	78 / 1981
42 / 1067	60 / 1524
42 / 1067	66 / 1676
42 / 1067	72 / 1829
42 / 1067	78 / 1981

PRICING

20" AND 24" DEEP HIGH WITHOUT TOP FLUSH MOUNT			
FLINTWOOD		VENEER	
Paint Finish	Satin Nickel Finish	Paint Finish	Satin Nickel Finish
3106	3478	3171	3545
3169	3542	3236	3611
3232	3603	3302	3674
3296	3667	3368	3740
3380	3768	3450	3839
3455	3843	3528	3915
3531	3918	3608	3996
3608	3996	3686	4075
3691	4197	3765	4272
3779	4285	3856	4363
3866	4373	3946	4454
3954	4461	4038	4545

If Rectangular Grommet, Painted is specified, add 181

If Rectangular Grommet, Satin Nickel (A) is specified, add 224

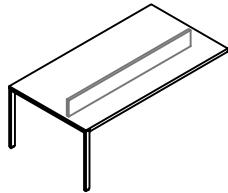
If Round Grommet, Ebony (E) is specified, add 132

If Round Grommet, Satin Nickel Coordinate (I) is specified, add 192

To order a Custom Color for Dossier, please use the code ZCCWS. A one time 978 list charge per color applies.

ZJNV

**Run-Off with “U” Leg,
Centered Modesty, Flush Credenza
Connection**



WHAT'S INCLUDED

1 run-off with metal “U” leg, worksurface grommet (if specified), connection hardware.

NOTES

Grommet Styles A and D are **not** available with Right Orientation.

Grommet Styles B and E are **not** available with Left Orientation.

Round Grommet is only available in Satin Nickel Coordinate (I) and Ebony (E).

Flintwood available in Open Pore finish only.

PRODUCT OPTIONS

Credenza Condition	Depth	Width	Orientation
1 20" deep, high with top Flush Mount	36, 42	60, 66, 72, 78	L Left R Right
2 24" deep, high with top Flush Mount			

SAMPLE ORDER CODE

ZJNV 1	36	60	L
--------	----	----	---

PRODUCT OPTIONS (CONTINUED)

Finish	U Leg Finish	Grommet	Grommet Finish
Flintwood	A Satin Nickel	A Rectangular Grommet Left	A Satin Nickel
Natural Veneer	7 Platinum	D Round Grommet Left	7 Platinum
CWS Custom Wood Stain	V Very White	B Rectangular Grommet Right	E Ebony
	E Ebony	E Round Grommet Right	V Very White
	X Anthracite	C Rectangular Grommet Centered	E Ebony
	2 Burnished Bronze	F Round Grommet Centered	I Satin Nickel Coordinate
	S Sepia Bronze		X Anthracite
	M Graphite		2 Burnished Bronze
	F Titanium Grey		S Sepia Bronze
	1 Gilded Ash		M Graphite
		F Titanium Grey	
		1 Gilded Ash	

SAMPLE ORDER CODE (CONTINUED)

DM	7	D	E
----	---	---	---

See pricing on following page.

ZJNV
Run-Off with “U” Leg,
Centered Modesty, Flush Credenza
Connection (Continued)

DIMENSIONS
INCHES / MM

D	W
36 / 914	60 / 1524
36 / 914	66 / 1676
36 / 914	72 / 1829
36 / 914	78 / 1981
42 / 1067	60 / 1524
42 / 1067	66 / 1676
42 / 1067	72 / 1829
42 / 1067	78 / 1981

PRICING

20" AND 24" DEEP HIGH WITHOUT TOP FLUSH MOUNT			
FLINTWOOD		VENEER	
Paint Finish	Satin Nickel Finish	Paint Finish	Satin Nickel Finish
3948	4336	4027	4414
4046	4433	4127	4516
4143	4531	4228	4617
4239	4626	4329	4718
4257	4764	4341	4849
4366	4874	4456	4962
4476	4984	4569	5075
4585	5094	4682	5189

If Rectangular Grommet, Painted is specified, add 181

If Rectangular Grommet, Satin Nickel (A) is specified, add 224

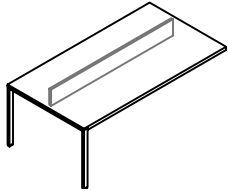
If Round Grommet, Ebony (E) is specified, add 132

If Round Grommet, Satin Nickel Coordinate (I) is specified, add 192

To order a Custom Color for Dossier, please use the code ZCCWS. A one time 978 list charge per color applies.

ZJNW

Run-Off with “U” Leg, Inset Modesty, Flush Credenza Connection



WHAT'S INCLUDED

1 run-off with metal “U” leg, worksurface grommet (if specified), connection hardware.

NOTES

Grommet Styles A and D are **not** available with Right Orientation.

Grommet Styles B and E are **not** available with Left Orientation.

Round Grommet is only available in Satin Nickel Coordinate (I) and Ebony (E).

Flintwood available in Open Pore finish only.

PRODUCT OPTIONS

Credenza Condition	Depth	Width	Orientation
1 20" deep, high with top Flush Mount	30, 36, 42	60, 66, 72, 78	L Left R Right
2 24" deep, high with top Flush Mount			

SAMPLE ORDER CODE

ZJNW 1	36	60	L
--------	----	----	---

PRODUCT OPTIONS (CONTINUED)

Finish	U Leg Finish	Grommet	Grommet Finish
Flintwood	A Satin Nickel	A Rectangular Grommet Left	A Satin Nickel
Natural Veneer	7 Platinum	D Round Grommet Left	7 Platinum
CWS Custom Wood Stain	V Very White	B Rectangular Grommet Right	E Ebony
	E Ebony	E Round Grommet Right	V Very White
	X Anthracite	C Rectangular Grommet Centered	E Ebony
	2 Burnished Bronze	F Round Grommet Centered	I Satin Nickel Coordinate
	S Sepia Bronze		X Anthracite
	M Graphite		2 Burnished Bronze
	F Titanium Grey		S Sepia Bronze
	1 Gilded Ash		M Graphite
			F Titanium Grey
		1 Gilded Ash	

SAMPLE ORDER CODE (CONTINUED)

DM	7	D	E
----	---	---	---

See pricing on following page.

ZJNW

Run-Off with “U” Leg, Inset Modesty, Flush Credenza Connection (Continued)

**DIMENSIONS
INCHES / MM**

D	W
30 / 762	60 / 1524
30 / 762	66 / 1676
30 / 762	72 / 1829
30 / 762	78 / 1981
36 / 914	60 / 1524
36 / 914	66 / 1676
36 / 914	72 / 1829
36 / 914	78 / 1981
42 / 1067	60 / 1524
42 / 1067	66 / 1676
42 / 1067	72 / 1829
42 / 1067	78 / 1981

PRICING

20" AND 24" DEEP HIGH WITH TOP FLUSH MOUNT					
VENEER			FLINTWOOD		
Paint Finish	Satin Nickel Finish		Paint Finish	Satin Nickel Finish	
3673	4047		3747	4120	
3759	4130		3835	4208	
3842	4216		3924	4297	
3927	4299		4011	4385	
3948	4336		4027	4414	
4046	4433		4127	4516	
4143	4531		4228	4617	
4239	4626		4329	4718	
4257	4764		4341	4849	
4366	4874		4456	4962	
4476	4984		4569	5075	
4585	5094		4682	5189	

If Rectangular Grommet, Painted is specified, add 181

If Rectangular Grommet, Satin Nickel (A) is specified, add 224

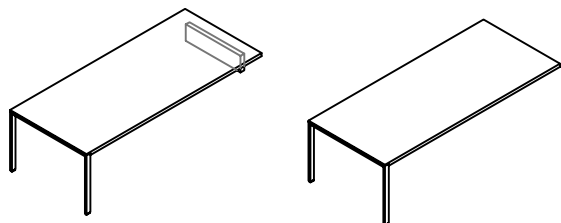
If Round Grommet, Ebony (E) is specified, add 132

If Round Grommet, Satin Nickel Coordinate (I) is specified, add 192

To order a Custom Color for Dossier, please use the code ZCCWS. A one time 978 list charge per color applies.

ZJNX

Run-Off with "U" Leg, No Modesty, Overlap Credenza Connection



WHAT'S INCLUDED

1 run-off with metal "U" leg, worksurface grommet (if specified), connection hardware.

NOTES

Grommet Styles A and D are **not** available with Right Orientation.

Grommet Styles B and E are **not** available with Left Orientation.

Round Grommet is only available in Satin Nickel Coordinate (I) and Ebony (E).

Flintwood available in Open Pore finish only.

PRODUCT OPTIONS

Credenza Condition	Depth	Width	Orientation
1 20" deep, low without top 19.625"	30, 36, 42	60, 66, 72, 78, 84, 90, 96	L Left R Right
2 20" deep, low with top 21.125"			
3 24" deep, low without top 19.625"			
4 24" deep, low with top 21.125"			
5 20" deep, high with top			
6 24" deep, high with top			

SAMPLE ORDER CODE

ZJNX 1	36	60	L
--------	----	----	---

PRODUCT OPTIONS (CONTINUED)

Finish	U Leg Finish	Grommet	Grommet Finish
Flintwood	A Satin Nickel	A Rectangular Grommet Left	A Satin Nickel
Natural Veneer	7 Platinum	D Round Grommet Left	7 Platinum
CWS Custom Wood Stain	V Very White	B Rectangular Grommet Right	E Ebony
	E Ebony	E Round Grommet Right	V Very White
	X Anthracite	C Rectangular Grommet Centered	E Ebony
	2 Burnished Bronze	F Round Grommet Centered	I Satin Nickel Coordinate
	S Sepia Bronze		X Anthracite
	M Graphite		2 Burnished Bronze
	F Titanium Grey		S Sepia Bronze
	1 Gilded Ash		M Graphite
			F Titanium Grey
		1 Gilded Ash	

SAMPLE ORDER CODE (CONTINUED)

DV	7	D	E
----	---	---	---

See pricing on following page.

ZJNX

**Run-Off with “U” Leg, No Modesty,
Overlap Credenza Connection
(Continued)**

**DIMENSIONS
INCHES / MM**

D	W
30 / 762	60 / 1524
30 / 762	66 / 1676
30 / 762	72 / 1829
30 / 762	78 / 1981
30 / 762	84 / 2134
30 / 762	90 / 2286
30 / 762	96 / 2438
36 / 914	60 / 1524
36 / 914	66 / 1676
36 / 914	72 / 1829
36 / 914	78 / 1981
36 / 914	84 / 2134
36 / 914	90 / 2286
36 / 914	96 / 2438
42 / 1067	60 / 1524
42 / 1067	66 / 1676
42 / 1067	72 / 1829
42 / 1067	78 / 1981
42 / 1067	84 / 2134
42 / 1067	90 / 2286
42 / 1067	96 / 2438

PRICING

20" AND 24" DEEP HIGH WITHOUT TOP FLUSH MOUNT			
FLINTWOOD		VENEER	
Paint Finish	Satin Nickel Finish	Paint Finish	Satin Nickel Finish
3106	3478	3171	3545
3169	3542	3236	3611
3232	3603	3302	3674
3296	3667	3368	3740
3400	3771	3474	3846
3462	3835	3540	3912
3525	3899	3603	3978
3380	3768	3450	3839
3455	3843	3528	3915
3531	3918	3608	3996
3608	3996	3686	4075
3724	4112	3806	4193
3800	4187	3884	4272
3875	4263	3963	4350
3727	4235	3802	4308
3814	4323	3893	4399
3905	4411	3984	4492
3990	4498	4077	4583
4122	4629	4209	4717
4209	4717	4300	4807
4298	4805	4392	4898

If Rectangular Grommet, Painted is specified, add 181

If Rectangular Grommet, Satin Nickel (A) is specified, add 224

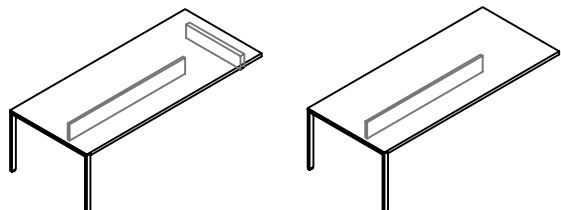
If Round Grommet, Ebony (E) is specified, add 132

If Round Grommet, Satin Nickel Coordinate (I) is specified, add 192

To order a Custom Color for Dossier, please use the code ZCCWS. A one time 978 list charge per color applies.

ZJNY

Run-Off with "U" Leg, Centered Modesty, Overlap Credenza Connection



WHAT'S INCLUDED

1 run-off with metal "U" leg, worksurface grommet (if specified), connection hardware.

NOTES

Grommet Styles A and D are **not** available with Right Orientation.

Grommet Styles B and E are **not** available with Left Orientation.

Round Grommet is only available in Satin Nickel Coordinate (I) and Ebony (E).

Flintwood available in Open Pore finish only.

PRODUCT OPTIONS

Credenza Condition	Depth	Width	Orientation
1 20" deep, low without top 19.625"	36, 42	60, 66, 72, 78, 84, 90, 96	L Left R Right
2 20" deep, low with top 21.125"			
3 24" deep, low without top 19.625"			
4 24" deep, low with top 21.125"			
5 20" deep, high with top			
6 24" deep, high with top			

SAMPLE ORDER CODE

ZJNY 1	36	60	L
--------	----	----	---

PRODUCT OPTIONS (CONTINUED)

Finish	U Leg Finish	Grommet	Grommet Finish
Flintwood	A Satin Nickel	A Rectangular Grommet Left	A Satin Nickel
Natural Veneer	7 Platinum	D Round Grommet Left	7 Platinum
CWS Custom Wood Stain	V Very White	B Rectangular Grommet Right	E Ebony
	E Ebony	E Round Grommet Right	V Very White
	X Anthracite	C Rectangular Grommet Centered	E Ebony
	2 Burnished Bronze	F Round Grommet Centered	I Satin Nickel Coordinate
	S Sepia Bronze		X Anthracite
	M Graphite		2 Burnished Bronze
	F Titanium Grey		S Sepia Bronze
	1 Gilded Ash		M Graphite
			F Titanium Grey
		1 Gilded Ash	

SAMPLE ORDER CODE (CONTINUED)

DV	7	D	E
----	---	---	---

See pricing on following page.

ZJNY
Run-Off with “U” Leg,
Centered Modesty, Overlap
Credenza Connection (Continued)

DIMENSIONS
INCHES / MM

D	W
36 / 914	60 / 1524
36 / 914	66 / 1676
36 / 914	72 / 1829
36 / 914	78 / 1981
36 / 914	84 / 2134
36 / 914	90 / 2286
36 / 914	96 / 2438
42 / 1067	60 / 1524
42 / 1067	66 / 1676
42 / 1067	72 / 1829
42 / 1067	78 / 1981
42 / 1067	84 / 2134
42 / 1067	90 / 2286
42 / 1067	96 / 2438

PRICING

20" AND 24" DEEP HIGH WITHOUT TOP FLUSH MOUNT

FLINTWOOD		VENEER	
Paint Finish	Satin Nickel Finish	Paint Finish	Satin Nickel Finish
3948	4336	4027	4414
4046	4433	4127	4516
4143	4531	4228	4617
4239	4626	4329	4718
4377	4765	4472	4859
4475	4863	4573	4960
4573	4960	4674	5062
4295	4803	4378	4887
4405	4913	4493	4999
4515	5022	4605	5113
4623	5132	4720	5228
4774	5282	4875	5383
4885	5391	4990	5496
4994	5501	5102	5609

If Rectangular Grommet, Painted is specified, add 181

If Rectangular Grommet, Satin Nickel (A) is specified, add 224

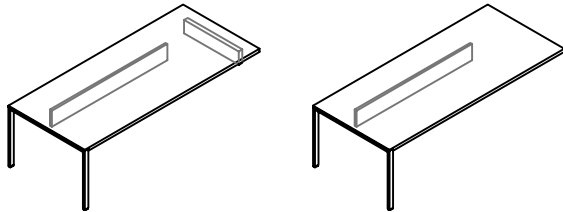
If Round Grommet, Ebony (E) is specified, add 132

If Round Grommet, Satin Nickel Coordinate (I) is specified, add 192

To order a Custom Color for Dossier please use the code ZCCWS. A one time 978 list charge per color applies.

ZJNZ

Run-Off with "U" Leg, Inset Modesty, Overlap Credenza Connection



WHAT'S INCLUDED

1 run-off with metal "U" leg, worksurface grommet (if specified), connection hardware.

NOTES

Grommet Styles A and D are **not** available with Right Orientation.

Grommet Styles B and E are **not** available with Left Orientation.

Round Grommet is only available in Satin Nickel Coordinate (I) and Ebony (E).

Flintwood available in Open Pore finish only.

PRODUCT OPTIONS

Credenza Condition	Depth	Width	Orientation
1 20" deep, low without top 19.625"	30, 36, 42	60, 66, 72, 78, 84, 90, 96	L Left
2 20" deep, low with top 21.125"			R Right
3 24" deep, low without top 19.625"			
4 24" deep, low with top 21.125"			
5 20" deep, high with top			
6 24" deep, high with top			

SAMPLE ORDER CODE

ZJNZ 1	36	60	L
--------	----	----	---

PRODUCT OPTIONS (CONTINUED)

Finish	U Leg Finish	Grommet	Grommet Finish
Flintwood	A Satin Nickel	A Rectangular Grommet Left	A Satin Nickel
Natural Veneer	7 Platinum	D Round Grommet Left	7 Platinum
CWS Custom Wood Stain	V Very White	B Rectangular Grommet Right	E Ebony
	E Ebony	E Round Grommet Right	V Very White
	X Anthracite	C Rectangular Grommet Centered	E Ebony
	2 Burnished Bronze	F Round Grommet Centered	I Satin Nickel Coordinate
	S Sepia Bronze		X Anthracite
	M Graphite		2 Burnished Bronze
	F Titanium Grey		S Sepia Bronze
	1 Gilded Ash		M Graphite
			F Titanium Grey
			1 Gilded Ash

SAMPLE ORDER CODE (CONTINUED)

DM	7	D	E
----	---	---	---

See pricing on following page.

ZJNZ
Run-Off with “U” Leg,
Inset Modesty, Overlap Credenza
Connection (Continued)

DIMENSIONS
INCHES / MM

D	W
30 / 762	60 / 1524
30 / 762	66 / 1676
30 / 762	72 / 1829
30 / 762	78 / 1981
30 / 762	84 / 2134
30 / 762	90 / 2286
30 / 762	96 / 2438
36 / 914	60 / 1524
36 / 914	66 / 1676
36 / 914	72 / 1829
36 / 914	78 / 1981
36 / 914	84 / 2134
36 / 914	90 / 2286
36 / 914	96 / 2438
42 / 1067	60 / 1524
42 / 1067	66 / 1676
42 / 1067	72 / 1829
42 / 1067	78 / 1981
42 / 1067	84 / 2134
42 / 1067	90 / 2286
42 / 1067	96 / 2438

PRICING

20" AND 24" DEEP HIGH WITHOUT TOP FLUSH MOUNT

FLINTWOOD		VENEER	
Paint Finish	Satin Nickel Finish	Paint Finish	Satin Nickel Finish
3673	4047	3747	4120
3759	4130	3835	4208
3842	4216	3924	4297
3927	4299	4011	4385
4053	4426	4140	4513
4137	4510	4227	4600
4222	4595	4315	4688
3948	4336	4027	4414
4046	4433	4127	4516
4143	4531	4228	4617
4239	4626	4329	4718
4377	4765	4472	4859
4475	4863	4573	4960
4573	4960	4674	5062
4295	4803	4378	4887
4405	4913	4493	4999
4515	5022	4605	5113
4623	5132	4720	5228
4774	5282	4875	5383
4885	5391	4990	5496
4994	5501	5102	5609

If Rectangular Grommet, Painted is specified, add 181

If Rectangular Grommet, Satin Nickel (A) is specified, add 224

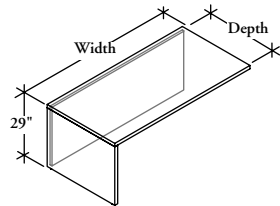
If Round Grommet, Ebony (E) is specified, add 132

If Round Grommet, Satin Nickel Coordinate (I) is specified, add 192

To order a Custom Color for Dossier, please use the code ZCCWS. A one time 978 list charge per color applies.

Z J N G

Run-Off Shell with Full Modesty & Overlap Credenza End Connection



WHAT'S INCLUDED

1 run-off shell, worksurface grommet (if specified), connection hardware.

NOTES

Grommet Styles A and D are **not** available with Right Orientation.

Grommet Styles B and E are **not** available with Left Orientation.

Round Grommet is only available in Satin Nickel Coordinate (I) and Ebony (E).

Horizontal grain direction Veneer Group 4 only.

Flintwood available in Open Pore finish only.

PRODUCT OPTIONS

Modesty Panel Position	Grain Direction	Credenza Depth	Depth (6" increments)
F Flush	H Horizontal V Vertical	1 20" 2 24"	30 - 42

SAMPLE ORDER CODE

ZJNG F	H	2	42
--------	---	---	----

PRODUCT OPTIONS (CONTINUED)

Width (6" increments)	Orientation	Finish	Grommet Style	Grommet Finish
60 - 96	L Left (Shown) R Right	Flintwood Natural Veneer CWS Custom Wood Stain	N No Grommet A Rectangular Grommet Left B Rectangular Grommet Right C Rectangular Grommet Centered D Round Grommet Left E Round Grommet Right F Round Grommet Centered	A Satin Nickel E Ebony 7 Platinum V Very White I Satin Nickel Coordinate X Anthracite 2 Burnished Bronze S Sepia Bronze M Graphite F Titanium Grey 1 Gilded Ash

SAMPLE ORDER CODE (CONTINUED)

78	L	DV	A	A
----	---	----	---	---

See pricing on following page.

Z J N G
**Run-Off Shell with Full Modesty &
 Overlap Credenza End Connection
 (Continued)**

DIMENSIONS

INCHES / MM

D	W
30 / 762	60 / 1524
30 / 762	66 / 1676
30 / 762	72 / 1829
30 / 762	78 / 1981
30 / 762	84 / 2134
30 / 762	90 / 2286
30 / 762	96 / 2438
36 / 914	60 / 1524
36 / 914	66 / 1676
36 / 914	72 / 1829
36 / 914	78 / 1981
36 / 914	84 / 2134
36 / 914	90 / 2286
36 / 914	96 / 2438
42 / 1067	60 / 1524
42 / 1067	66 / 1676
42 / 1067	72 / 1829
42 / 1067	78 / 1981
42 / 1067	84 / 2134
42 / 1067	90 / 2286
42 / 1067	96 / 2438

PRICING

FLINTWOOD

Vertical Grain	Horizontal Grain
2215	2366
2314	2471
2412	2577
2548	2718
2648	2823
2746	2927
2845	3033
2375	2535
2485	2649
2593	2765
2740	2917
2848	3032
2956	3147
3064	3262
2573	2742
2693	2865
2811	2991
2965	3155
3085	3278
3241	3443
3359	3567

VENEER

Vertical Grain	Horizontal Grain
2488	2658
2598	2777
2710	2893
2863	3055
2976	3171
3087	3289
3198	3407
2668	2848
2790	2977
2913	3106
3078	3277
3200	3406
3322	3535
3444	3665
2890	3081
3025	3222
3158	3362
3332	3544
3466	3684
3641	3867
3774	4008

If Rectangular Grommet, Painted is specified, add 181

If Rectangular Grommet, Satin Nickel (A) is specified, add 224

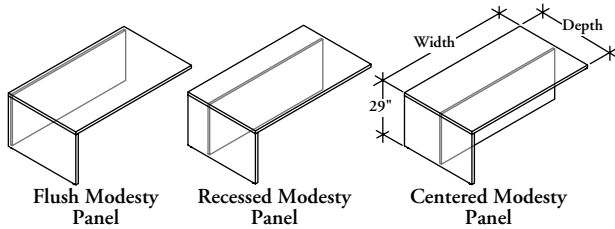
If Round Grommet, Ebony (E) is specified, add 132

If Round Grommet, Satin Nickel Coordinate (I) is specified, add 192

To order a Custom Color for Dossier, please use the code ZCCWS. A one time 978 list charge per color applies.

Z J N F

Run-Off Shell with Full Modesty & Flush Credenza End Connection



WHAT'S INCLUDED

1 run-off shell, worksurface grommet (if specified), connection hardware.

NOTES

Centered Modesty Panel Position is **not** available with 30" depth.

Grommet Styles A and D are **not** available with Right Orientation.

Grommet Styles B and E are **not** available with Left Orientation.

Round Grommet is only available in Satin Nickel Coordinate (I) and Ebony (E).

Horizontal grain direction Veneer Group 4 only.

Flintwood available in Open Pore finish only.

PRODUCT OPTIONS

Modesty Panel Position	Grain Direction	Depth (6" increments)	Width (6" increments)
F Flush C Centered R Recessed	H Horizontal V Vertical	30 - 42	60 - 78

SAMPLE ORDER CODE

ZJNF F	V	36	78
---------------	----------	-----------	-----------

PRODUCT OPTIONS (CONTINUED)

Orientation	Finish	Grommet Style	Grommet Finish
L Left (Shown) R Right	Flintwood Natural Veneer CWS Custom Wood Stain	N No Grommet A Rectangular Grommet Left B Rectangular Grommet Right C Rectangular Grommet Centered D Round Grommet Left E Round Grommet Right F Round Grommet Centered	A Satin Nickel E Ebony 7 Platinum V Very White I Satin Nickel Coordinate X Anthracite 2 Burnished Bronze S Sepia Bronze M Graphite F Titanium Grey 1 Gilded Ash

SAMPLE ORDER CODE (CONTINUED)

L	DV	N	
----------	-----------	----------	--

See pricing on following page.

Z J N F

**Run-Off Shell with Full Modesty
& Flush Credenza End Connection
(Continued)**

**DIMENSIONS
INCHES / MM**

D	W
30 / 762	60 / 1524
30 / 762	66 / 1676
30 / 762	72 / 1829
30 / 762	78 / 1981
36 / 914	60 / 1524
36 / 914	66 / 1676
36 / 914	72 / 1829
36 / 914	78 / 1981
42 / 1067	60 / 1524
42 / 1067	66 / 1676
42 / 1067	72 / 1829
42 / 1067	78 / 1981

PRICING

FLINTWOOD		VENEER	
Vertical Grain	Horizontal Grain	Vertical Grain	Horizontal Grain
2215	2366	2488	2658
2314	2471	2598	2777
2412	2577	2710	2893
2548	2718	2863	3055
2375	2535	2668	2848
2485	2649	2790	2977
2593	2765	2913	3106
2740	2917	3078	3277
2573	2742	2890	3081
2693	2865	3025	3222
2811	2991	3158	3362
2965	3155	3332	3544

If Rectangular Grommet, Painted is specified, add 181

If Rectangular Grommet, Satin Nickel (A) is specified, add 224

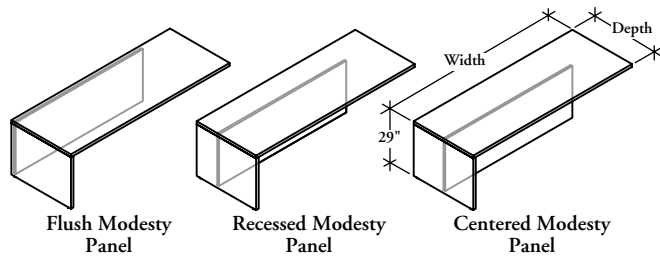
If Round Grommet, Ebony (E) is specified, add 132

If Round Grommet, Satin Nickel Coordinate (I) is specified, add 192

To order a Custom Color for Dossier, please use the code ZCCWS. A one time 978 list charge per color applies.

Z J N H

Run-Off Shell with Full Modesty & Overlap Credenza Connection



WHAT'S INCLUDED

1 run-off shell, worksurface grommet (if specified), connection hardware.

NOTES

Centered Modesty Panel Position is **not** available with 30" depth.

Grommet Styles A and D are **not** available with Right Orientation.

Grommet Styles B and E are **not** available with Left Orientation.

Round Grommet is only available in Satin Nickel Coordinate (I) and Ebony (E).

Horizontal grain direction Veneer Group 4 only.

Flintwood available in Open Pore finish only.

PRODUCT OPTIONS

Modesty Panel Position	Grain Direction	Credenza Depth	Depth (6" increments)
F Flush	H Horizontal	1 20"	30 - 42
C Centered	V Vertical	2 24"	
R Recessed			

SAMPLE ORDER CODE

ZJNH C	H	1	36
--------	---	---	----

PRODUCT OPTIONS (CONTINUED)

Width (6" increments)	Orientation	Finish	Grommet Style	Grommet Finish
60 - 96	L Left (Shown)	Flintwood	N No Grommet	A Satin Nickel
	R Right	Natural Veneer CWS Custom Wood Stain	A Rectangular Grommet Left B Rectangular Grommet Right C Rectangular Grommet Centered D Round Grommet Left E Round Grommet Right F Round Grommet Centered	E Ebony 7 Platinum V Very White I Satin Nickel Coordinate X Anthracite 2 Burnished Bronze S Sepia Bronze M Graphite F Titanium Grey 1 Gilded Ash

SAMPLE ORDER CODE (CONTINUED)

84	L	DV	C	A
----	---	----	---	---

See pricing on following page.

Z J N H

Run-Off Shell with Full Modesty & Overlap Credenza Connection
(Continued)

DIMENSIONS

INCHES / MM

D	W
30 / 762	60 / 1524
30 / 762	66 / 1676
30 / 762	72 / 1829
30 / 762	78 / 1981
30 / 762	84 / 2134
30 / 762	90 / 2286
30 / 762	96 / 2438
36 / 914	60 / 1524
36 / 914	66 / 1676
36 / 914	72 / 1829
36 / 914	78 / 1981
36 / 914	84 / 2134
36 / 914	90 / 2286
36 / 914	96 / 2438
42 / 1067	60 / 1524
42 / 1067	66 / 1676
42 / 1067	72 / 1829
42 / 1067	78 / 1981
42 / 1067	84 / 2134
42 / 1067	90 / 2286
42 / 1067	96 / 2438

PRICING

FLINTWOOD		VENEER	
Vertical Grain	Horizontal Grain	Vertical Grain	Horizontal Grain
2046	2185	2298	2455
2145	2290	2409	2573
2244	2395	2522	2691
2382	2537	2676	2851
2480	2642	2786	2967
2615	2784	2940	3129
2716	2889	3051	3246
2209	2354	2480	2644
2316	2468	2602	2775
2424	2584	2722	2902
2571	2735	2888	3073
2679	2851	3011	3203
2825	3004	3175	3374
2934	3119	3298	3504
2406	2559	2702	2877
2524	2685	2836	3017
2642	2811	2967	3158
2799	2972	3143	3340
2917	3097	3277	3479
3072	3261	3452	3664
3192	3385	3585	3805

If Rectangular Grommet, Painted is specified, add 181

If Rectangular Grommet, Satin Nickel (A) is specified, add 224

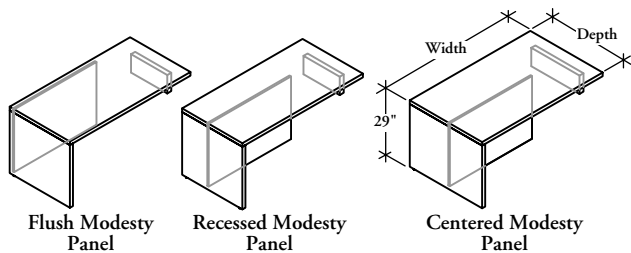
If Round Grommet, Ebony (E) is specified, add 132

If Round Grommet, Satin Nickel Coordinate (I) is specified, add 192

To order a Custom Color for Dossier, please use the code ZCCWS. A one time 978 list charge per color applies.

Z J N J

Run-Off Shell with Full Modesty & Overlap Low Credenza Connection



WHAT'S INCLUDED

1 run-off shell, worksurface grommet (if specified), connection hardware.

NOTES

Centered Modesty Panel Position is **not** available with 30" depth.

Grommet Styles A and D are **not** available with Right Orientation.

Grommet Styles B and E are **not** available with Left Orientation.

Round Grommet is only available in Satin Nickel Coordinate (I) and Ebony (E).

Horizontal grain direction Veneer Group 4 only.

Flintwood available in Open Pore finish only.

PRODUCT OPTIONS

Modesty Panel Position	Grain Direction	Credenza Type	Depth (6" increments)
F Flush	H Horizontal	1 20" deep, low without top 19-5/8"	30 - 42
C Centered	V Vertical	2 20" deep, low with top 21-1/8"	
R Recessed		3 24" deep, low without top 19-5/8"	
		4 24" deep, low with top 21-1/8"	

SAMPLE ORDER CODE

ZJNJ R	H	1	36
--------	---	---	----

PRODUCT OPTIONS (CONTINUED)

Width (6" increments)	Orientation	Finish	Grommet Style	Grommet Finish
60 - 96	L Left (Shown)	Flintwood	N No Grommet	A Satin Nickel
	R Right	Natural Veneer	A Rectangular Grommet Left	E Ebony
		CWS Custom Wood Stain	B Rectangular Grommet Right	7 Platinum
			C Rectangular Grommet Centered	V Very White
			D Round Grommet Left	I Satin Nickel Coordinate
			E Round Grommet Right	X Anthracite
			F Round Grommet Centered	2 Burnished Bronze
				S Sepia Bronze
				M Graphite
				F Titanium Grey
				1 Gilded Ash

SAMPLE ORDER CODE (CONTINUED)

90	R	DV	C	O
----	---	----	---	---

See pricing on following page.

Z J N J

Run-Off Shell with Full Modesty & Overlap Low Credenza Connection
(Continued)

DIMENSIONS
INCHES / MM

D	W
30 / 762	60 / 1524
30 / 762	66 / 1676
30 / 762	72 / 1829
30 / 762	78 / 1981
30 / 762	84 / 2134
30 / 762	90 / 2286
30 / 762	96 / 2438
36 / 914	60 / 1524
36 / 914	66 / 1676
36 / 914	72 / 1829
36 / 914	78 / 1981
36 / 914	84 / 2134
36 / 914	90 / 2286
36 / 914	96 / 2438
42 / 1067	60 / 1524
42 / 1067	66 / 1676
42 / 1067	72 / 1829
42 / 1067	78 / 1981
42 / 1067	84 / 2134
42 / 1067	90 / 2286
42 / 1067	96 / 2438

PRICING

FLINTWOOD		VENEER	
Vertical Grain	Horizontal Grain	Vertical Grain	Horizontal Grain
2120	2260	2384	2539
2219	2366	2493	2658
2319	2469	2607	2776
2456	2612	2758	2934
2556	2717	2871	3054
2654	2823	2983	3171
2754	2927	3094	3289
2281	2428	2563	2730
2390	2545	2685	2859
2500	2659	2808	2988
2646	2813	2972	3159
2755	2926	3095	3288
2863	3040	3217	3419
2971	3157	3339	3547
2481	2636	2787	2961
2598	2759	2921	3101
2717	2885	3054	3241
2875	3049	3228	3425
2991	3174	3362	3566
3110	3299	3495	3705
3229	3423	3628	3845

If Rectangular Grommet, Painted is specified, add 181

If Rectangular Grommet, Satin Nickel (A) is specified, add 224

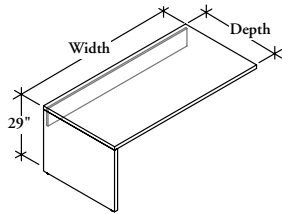
If Round Grommet, Ebony (E) is specified, add 132

If Round Grommet, Satin Nickel Coordinate (I) is specified, add 192

To order a Custom Color for Dossier, please use the code ZCCWS. A one time 978 list charge per color applies.

Z J N S

Run-Off Shell with Partial Modesty & Overlap Credenza End Connection



WHAT'S INCLUDED

1 run-off shell, worksurface grommet (if specified), connection hardware.

NOTES

Grommet Styles A and D are **not** available with Right Orientation.

Grommet Styles B and E are **not** available with Left Orientation.

Round Grommet is only available in Satin Nickel Coordinate (I) and Ebony (E).

Horizontal grain direction Veneer Group 4 only.

Flintwood available in Open Pore finish only.

PRODUCT OPTIONS

Modesty Panel Position	Grain Direction	Credenza Depth	Depth (6" increments)
F Flush	H Horizontal	1 20"	30 - 42
	V Vertical	2 24"	

SAMPLE ORDER CODE

ZJNS F	H	1	42
--------	---	---	----

PRODUCT OPTIONS (CONTINUED)

Width (6" increments)	Orientation	Finish	Grommet Style	Grommet Finish
60 - 96	L Left (Shown)	Flintwood	N No Grommet	A Satin Nickel
	R Right	Natural Veneer	A Rectangular Grommet Left	E Ebony
		CWS Custom Wood Stain	B Rectangular Grommet Right	7 Platinum
			C Rectangular Grommet Centered	V Very White
			D Round Grommet Left	I Satin Nickel Coordinate
			E Round Grommet Right	X Anthracite
			F Round Grommet Centered	2 Burnished Bronze
				S Sepia Bronze
				M Graphite
				F Titanium Grey
				1 Gilded Ash

SAMPLE ORDER CODE (CONTINUED)

78	L	DV	C	A
----	---	----	---	---

See pricing on following page.

Z J N S

Run-Off Shell with Partial Modesty
& Overlap Credenza End
Connection (Continued)

DIMENSIONS

INCHES / MM

D	W
30 / 762	60 / 1524
30 / 762	66 / 1676
30 / 762	72 / 1829
30 / 762	78 / 1981
30 / 762	84 / 2134
30 / 762	90 / 2286
30 / 762	96 / 2438
36 / 914	60 / 1524
36 / 914	66 / 1676
36 / 914	72 / 1829
36 / 914	78 / 1981
36 / 914	84 / 2134
36 / 914	90 / 2286
36 / 914	96 / 2438
42 / 1067	60 / 1524
42 / 1067	66 / 1676
42 / 1067	72 / 1829
42 / 1067	78 / 1981
42 / 1067	84 / 2134
42 / 1067	90 / 2286
42 / 1067	96 / 2438

PRICING

FLINTWOOD		VENEER	
Vertical Grain	Horizontal Grain	Vertical Grain	Horizontal Grain
1702	1828	1911	2052
1764	1895	1982	2127
1830	1960	2053	2202
1929	2065	2169	2318
1993	2130	2239	2392
2054	2196	2310	2467
2117	2261	2381	2541
1863	1998	2095	2243
1936	2073	2175	2328
2007	2148	2256	2415
2118	2263	2382	2542
2191	2339	2462	2629
2265	2416	2545	2714
2337	2491	2627	2800
2064	2202	2317	2474
2145	2288	2409	2572
2225	2377	2502	2670
2346	2500	2637	2808
2428	2587	2730	2905
2549	2710	2864	3046
2632	2795	2957	3141

If Rectangular Grommet, Painted is specified, add 181

If Rectangular Grommet, Satin Nickel (A) is specified, add 224

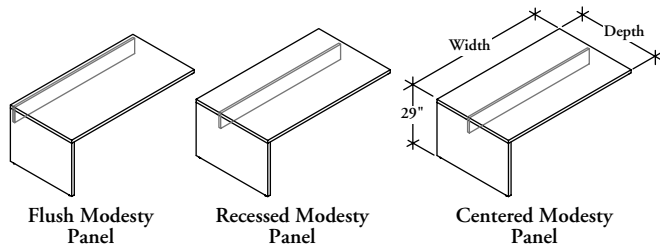
If Round Grommet, Ebony (E) is specified, add 132

If Round Grommet, Satin Nickel Coordinate (I) is specified, add 192

To order a Custom Color for Dossier, please use the code ZCCWS. A one time 978 list charge per color applies.

Z J N P

Run-Off Shell with Partial Modesty & Flush Credenza Connection



WHAT'S INCLUDED

1 run-off shell, worksurface grommet (if specified), connection hardware.

NOTES

Centered Modesty Panel Position is **not** available with 30" depth.

Grommet Styles A and D are **not** available with Right Orientation.

Grommet Styles B and E are **not** available with Left Orientation.

Round Grommet is only available in Satin Nickel Coordinate (I) and Ebony (E).

Horizontal grain direction Veneer Group 4 only.

Flintwood available in Open Pore finish only.

PRODUCT OPTIONS

Modesty Panel Position	Grain Direction	Depth (6" increments)	Width (6" increments)
F Flush C Centered R Recessed	H Horizontal V Vertical	30 - 42	60 - 78

SAMPLE ORDER CODE

ZJNP R	H	42	78
--------	---	----	----

PRODUCT OPTIONS (CONTINUED)

Orientation	Finish	Grommet Style	Grommet Finish
L Left (Shown) R Right	Flintwood Natural Veneer CWS Custom Wood Stain	N No Grommet A Rectangular Grommet Left B Rectangular Grommet Right C Rectangular Grommet Centered D Round Grommet Left E Round Grommet Right F Round Grommet Centered	A Satin Nickel E Ebony 7 Platinum V Very White I Satin Nickel Coordinate X Anthracite 2 Burnished Bronze S Sepia Bronze M Graphite F Titanium Grey 1 Gilded Ash

SAMPLE ORDER CODE (CONTINUED)

R	DV	B	A
---	----	---	---

See pricing on following page.

Z J N P

**Run-Off Shell with Partial Modesty
& Flush Credenza Connection
(Continued)**

DIMENSIONS

INCHES / MM

PRICING

		FLINTWOOD		VENEER	
		Vertical Grain	Horizontal Grain	Vertical Grain	Horizontal Grain
D	W				
30 / 762	60 / 1524	1702	1828	1911	2052
30 / 762	66 / 1676	1764	1895	1982	2127
30 / 762	72 / 1829	1830	1960	2053	2202
30 / 762	78 / 1981	1929	2065	2169	2318
36 / 914	60 / 1524	1863	1998	2095	2243
36 / 914	66 / 1676	1936	2073	2175	2328
36 / 914	72 / 1829	2007	2148	2256	2415
36 / 914	78 / 1981	2118	2263	2382	2542
42 / 1067	60 / 1524	2064	2202	2317	2474
42 / 1067	66 / 1676	2145	2288	2409	2572
42 / 1067	72 / 1829	2225	2377	2502	2670
42 / 1067	78 / 1981	2346	2500	2637	2808

If Rectangular Grommet, Painted is specified, add 181

If Rectangular Grommet, Satin Nickel (A) is specified, add 224

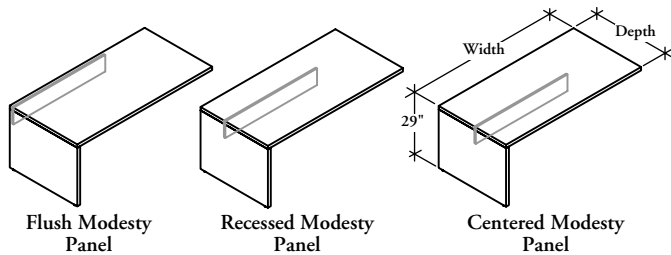
If Round Grommet, Ebony (E) is specified, add 132

If Round Grommet, Satin Nickel Coordinate (I) is specified, add 192

To order a Custom Color for Dossier, please use the code ZCCWS. A one time 978 list charge per color applies.

Z J N Q

Run-Off Shell with Partial Modesty & Overlap Credenza Connection



WHAT'S INCLUDED

1 run-off shell, worksurface grommet (if specified), connection hardware.

NOTES

Centered Modesty Panel Position is **not** available with 30" depth.

Grommet Styles A and D are **not** available with Right Orientation.

Grommet Styles B and E are **not** available with Left Orientation.

Round Grommet is only available in Satin Nickel Coordinate (I) and Ebony (E).

Horizontal grain direction Veneer Group 4 only.

Flintwood available in Open Pore finish only.

PRODUCT OPTIONS

Modesty Panel Position	Grain Direction	Credenza Depth	Depth (6" increments)
F Flush	H Horizontal	1 20"	30 - 42
C Centered	V Vertical	2 24"	
R Recessed			

SAMPLE ORDER CODE

ZJNQ C	H	2	36
--------	---	---	----

PRODUCT OPTIONS (CONTINUED)

Width (6" increments)	Orientation	Finish	Grommet Style	Grommet Finish
60 - 96	L Left (Shown)	Flintwood	N No Grommet	A Satin Nickel
	R Right	Natural Veneer CWS Custom Wood Stain	A Rectangular Grommet Left B Rectangular Grommet Right C Rectangular Grommet Centered D Round Grommet Left E Round Grommet Right F Round Grommet Centered	E Ebony 7 Platinum V Very White I Satin Nickel Coordinate X Anthracite 2 Burnished Bronze S Sepia Bronze M Graphite F Titanium Grey 1 Gilded Ash

SAMPLE ORDER CODE (CONTINUED)

96	R	DV	N	
----	---	----	---	--

See pricing on following page.

Z J N Q

Run-Off Shell with Partial Modesty
& Overlap Credenza Connection
(Continued)

DIMENSIONS

INCHES / MM

D	W
30 / 762	60 / 1524
30 / 762	66 / 1676
30 / 762	72 / 1829
30 / 762	78 / 1981
30 / 762	84 / 2134
30 / 762	90 / 2286
30 / 762	96 / 2438
36 / 914	60 / 1524
36 / 914	66 / 1676
36 / 914	72 / 1829
36 / 914	78 / 1981
36 / 914	84 / 2134
36 / 914	90 / 2286
36 / 914	96 / 2438
42 / 1067	60 / 1524
42 / 1067	66 / 1676
42 / 1067	72 / 1829
42 / 1067	78 / 1981
42 / 1067	84 / 2134
42 / 1067	90 / 2286
42 / 1067	96 / 2438

PRICING

FLINTWOOD		VENEER	
Vertical Grain	Horizontal Grain	Vertical Grain	Horizontal Grain
1896	2035	2128	2286
1995	2139	2241	2403
2093	2244	2351	2522
2230	2387	2506	2681
2327	2491	2615	2800
2466	2634	2769	2960
2565	2740	2883	3078
2054	2203	2310	2475
2167	2318	2433	2606
2274	2433	2555	2733
2419	2587	2718	2905
2529	2701	2842	3034
2676	2854	3005	3205
2784	2967	3129	3335
2254	2409	2532	2708
2371	2535	2665	2848
2491	2659	2800	2988
2647	2823	2975	3171
2765	2948	3107	3310
2923	3109	3283	3494
3039	3235	3416	3636

If Rectangular Grommet, Painted is specified, add 181

If Rectangular Grommet, Satin Nickel (A) is specified, add 224

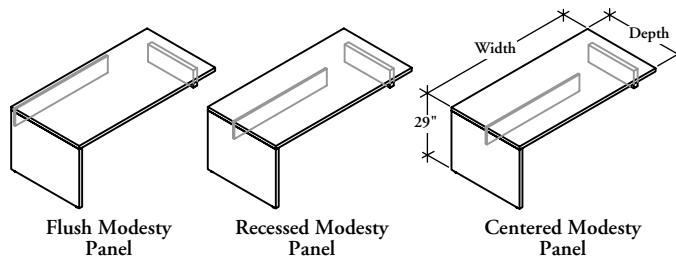
If Round Grommet, Ebony (E) is specified, add 132

If Round Grommet, Satin Nickel Coordinate (I) is specified, add 192

To order a Custom Color for Dossier, please use the code ZCCWS. A one time 978 list charge per color applies.

Z J N R

Run-Off Shell with Partial Modesty & Overlap Low Credenza Connection



WHAT'S INCLUDED

1 run-off shell, worksurface grommet (if specified), connection hardware.

NOTES

Centered Modesty Panel Position is **not** available with 30" depth.

Grommet Styles A and D are **not** available with Right Orientation.

Grommet Styles B and E are **not** available with Left Orientation.

Round Grommet is only available in Satin Nickel Coordinate (I) and Ebony (E).

Horizontal grain direction Veneer Group 4 only.

Flintwood available in Open Pore finish only.

PRODUCT OPTIONS

Modesty Panel Position	Credenza Type	Grain Direction	Depth (6" increments)
F Flush	1 20" deep, low without top 19-5/8"	H Horizontal	30 - 42
C Centered	2 20" deep, low with top 21-1/8"	V Vertical	
R Recessed	3 24" deep, low without top 19-5/8"		
	4 24" deep, low with top 21-1/8"		

SAMPLE ORDER CODE

ZJNR R	2	V	30
--------	---	---	----

PRODUCT OPTIONS (CONTINUED)

Width (6" increments)	Orientation	Finish	Grommet Style	Grommet Finish
60 - 96	L Left (Shown)	Flintwood	N No Grommet	A Satin Nickel
	R Right	Natural Veneer	A Rectangular Grommet Left	E Ebony
		CWS Custom Wood Stain	B Rectangular Grommet Right	7 Platinum
			C Rectangular Grommet Centered	V Very White
			D Round Grommet Left	I Satin Nickel Coordinate
			E Round Grommet Right	X Anthracite
			F Round Grommet Centered	2 Burnished Bronze
				S Sepia Bronze
				M Graphite
				F Titanium Grey
			1 Gilded Ash	

SAMPLE ORDER CODE (CONTINUED)

84	R	DV	C	A
----	---	----	---	---

See pricing on following page.

Z J N R

**Run-Off Shell with Partial Modesty
& Overlap Low Credenza
Connection (Continued)**

DIMENSIONS

INCHES / MM

D	W
30 / 762	60 / 1524
30 / 762	66 / 1676
30 / 762	72 / 1829
30 / 762	78 / 1981
30 / 762	84 / 2134
30 / 762	90 / 2286
30 / 762	96 / 2438
36 / 914	60 / 1524
36 / 914	66 / 1676
36 / 914	72 / 1829
36 / 914	78 / 1981
36 / 914	84 / 2134
36 / 914	90 / 2286
36 / 914	96 / 2438
42 / 1067	60 / 1524
42 / 1067	66 / 1676
42 / 1067	72 / 1829
42 / 1067	78 / 1981
42 / 1067	84 / 2134
42 / 1067	90 / 2286
42 / 1067	96 / 2438

PRICING

FLINTWOOD		VENEER	
Vertical Grain	Horizontal Grain	Vertical Grain	Horizontal Grain
1779	1903	1999	2139
1839	1969	2069	2213
1904	2035	2140	2286
2004	2139	2251	2403
2069	2205	2322	2476
2130	2272	2392	2553
2194	2337	2464	2627
1940	2072	2177	2327
2011	2148	2260	2413
2084	2223	2342	2500
2195	2338	2466	2628
2267	2415	2547	2713
2341	2490	2630	2799
2413	2565	2711	2884
2139	2278	2402	2559
2219	2365	2493	2656
2302	2451	2587	2754
2423	2575	2721	2892
2506	2660	2815	2989
2626	2784	2949	3130
2708	2871	3040	3226

If Rectangular Grommet, Painted is specified, add 181

If Rectangular Grommet, Satin Nickel (A) is specified, add 224

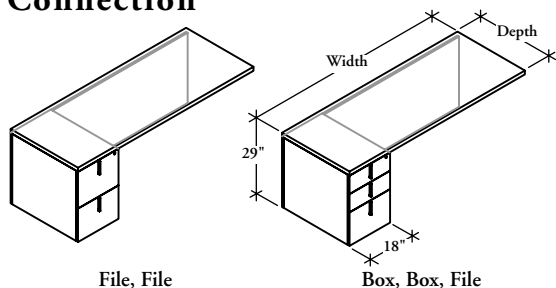
If Round Grommet, Ebony (E) is specified, add 132

If Round Grommet, Satin Nickel Coordinate (I) is specified, add 192

To order a Custom Color for Dossier, please use the code ZCCWS. A one time 978 list charge per color applies.

Z J E G

Run-Off with Pedestal, Full Flush Modesty & Overlap Credenza End Connection



WHAT'S INCLUDED

1 run-off, 1 pedestal file, worksurface grommet (if specified), connection hardware.

NOTES

Pencil Tray is only available for Box, Box, File (B) Drawer Combinations.

Pencil Tray for Ebony Drawer Boxes is available in Ebony (standard) or Solid Surface (upcharge).

Pencil Tray for Maple Drawer Boxes is available in Maple (standard) or Solid Surface (upcharge).

Grommet Styles A and D are **not** available with Right Orientation.

Grommet Styles B and E are **not** available with Left Orientation.

Round Grommet is only available in Satin Nickel Coordinate (I) and Ebony (E).

Horizontal grain direction Veneer Group 4 only.

Flintwood available in Open Pore finish only.

PRODUCT OPTIONS

Pedestal Drawer Combination	Grain Direction	Depth	Width (6" increments)	Pedestal Position	Finish
F File, File	H Horizontal	30, 36	78 - 96	L Left (Shown)	Flintwood
B Box, Box, File	V Vertical			R Right	Natural Veneer CWS Custom Wood Stain

SAMPLE ORDER CODE

ZJEG F	H	30	90	L	DV
---------------	----------	-----------	-----------	----------	-----------

PRODUCT OPTIONS (CONTINUED)

Drawer Box and/or Pencil Tray Finish	Pull Finish	Lock Finish	Grommet Style	Grommet Finish
E Ebony Drawer Box (Only for File, File)	A Satin Nickel	E Ebony	N No Grommet	A Satin Nickel
EE Ebony Drawer Box, Ebony Pencil Tray (Only for Box, Box, File)	E Ebony	C Polished Chrome	A Rectangular Grommet Left	E Ebony
EC Ebony Drawer Box, Solid Surface Pencil Tray (Only for Box, Box, File)	7 Platinum		B Rectangular Grommet Right	7 Platinum
M Maple Drawer Box (Only for File, File)	V Very White		C Rectangular Grommet Centered	V Very White
MM Maple Drawer Box, Maple Pencil Tray (Only for Box, Box, File)	X Anthracite		D Round Grommet Left	I Satin Nickel Coordinate
MC Maple Drawer Box, Solid Surface Pencil Tray (Only for Box, Box, File)	2 Burnished Bronze		E Round Grommet Right	X Anthracite
	S Sepia Bronze		F Round Grommet Centered	2 Burnished Bronze
	M Graphite			S Sepia Bronze
	F Titanium Grey			M Graphite
	1 Gilded Ash			F Titanium Grey
				1 Gilded Ash

SAMPLE ORDER CODE (CONTINUED)

MM	A	C	N	
-----------	----------	----------	----------	--

See pricing on following page.

Z J E G

Run-Off with Pedestal, Full Flush Modesty & Overlap Credenza End Connection (Continued)

DIMENSIONS
INCHES / MM

D	W
30 / 762	78 / 1981
30 / 762	84 / 2134
30 / 762	90 / 2286
31 / 789	99 / 2523
36 / 914	78 / 1981
36 / 914	84 / 2134
36 / 914	90 / 2286
36 / 914	96 / 2438

PRICING

FILE, FILE (F)							
EBONY DRAWER BOX				MAPLE DRAWER BOX			
FLINTWOOD		VENEER		FLINTWOOD		VENEER	
Vertical Grain	Horizontal Grain	Vertical Grain	Horizontal Grain	Vertical Grain	Horizontal Grain	Vertical Grain	Horizontal Grain
4289	4575	4515	4816	4560	4863	4786	5104
4569	4691	4809	4938	4856	4989	5097	5235
4679	4809	4925	5063	4973	5112	5220	5365
4872	5010	5129	5273	5180	5326	5437	5588
4670	4799	4918	5052	4967	5102	5212	5356
4792	4927	5044	5187	5096	5239	5347	5499
4915	5057	5173	5322	5226	5375	5483	5640
5119	5268	5389	5546	5442	5602	5711	5878

BOX, BOX, FILE (B)							
EBONY DRAWER BOX, EBONY PENCIL TRAY				MAPLE DRAWER BOX, MAPLE PENCIL TRAY			
FLINTWOOD		VENEER		FLINTWOOD		VENEER	
Vertical Grain	Horizontal Grain	Vertical Grain	Horizontal Grain	Vertical Grain	Horizontal Grain	Vertical Grain	Horizontal Grain
4620	4905	4863	5165	4913	5214	5156	5475
4730	5023	4981	5288	5031	5339	5280	5604
4842	5140	5097	5411	5146	5463	5403	5734
5036	5342	5302	5623	5355	5679	5620	5959
4834	5132	5091	5402	5140	5455	5394	5725
4956	5259	5216	5535	5269	5589	5531	5869
5076	5387	5344	5671	5398	5727	5665	6012
5283	5601	5561	5895	5616	5953	5895	6249

If Solid Surface Pencil Tray is specified, add 444

If Rectangular Grommet, Painted is specified, add 181

If Rectangular Grommet, Satin Nickel (A) is specified, add 224

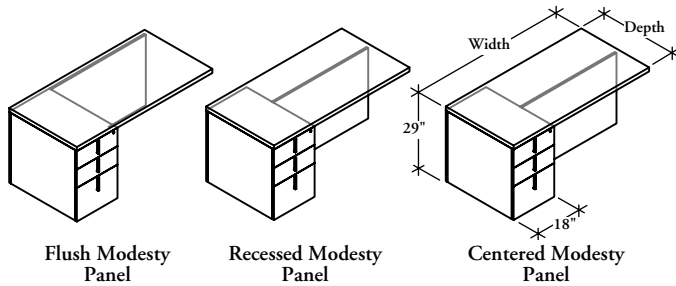
If Round Grommet, Ebony (E) is specified, add 132

If Round Grommet, Satin Nickel Coordinate (I) is specified, add 192

To order a Custom Color for Dossier please use the code ZCCWS. A one time 978 list charge per color applies.

Z J E F

Run-Off with Pedestal, Full Modesty & Flush Credenza Connection



WHAT'S INCLUDED

1 run-off, 1 pedestal file, worksurface grommet (if specified), connection hardware.

NOTES

Centered Modesty Panel Position is **not** available with 30" depth.

Pencil Tray is only available for Box, Box, File (B) Drawer Combinations.

Pencil Tray for Ebony Drawer Boxes is available in Ebony (standard) or Solid Surface (upcharge).

Pencil Tray for Maple Drawer Boxes is available in Maple (standard) or Solid Surface (upcharge).

Grommet Styles A and D are **not** available with Right Orientation.

Grommet Styles B and E are **not** available with Left Orientation.

Round Grommet is only available in Satin Nickel Coordinate (I) and Ebony (E).

Horizontal grain direction Veneer Group 4 only.

Flintwood available in Open Pore finish only.

PRODUCT OPTIONS

Pedestal Panel Position	Pedestal Drawer Combination	Grain Direction	Depth	Width (6" increments)	Pedestal Position	Finish
F Flush	F File, File	H Horizontal	30, 36	60 - 78	L Left (Shown)	Flintwood
C Centered	B Box, Box, File	V Vertical			R Right	Natural Veneer
R Recessed						CWS Custom Wood Stain

SAMPLE ORDER CODE

ZJEF C	F	H	36	72	R	DV
---------------	----------	----------	-----------	-----------	----------	-----------

PRODUCT OPTIONS (CONTINUED)

Drawer Box and/or Pencil Tray Finish	Pull Style	Pull Finish	Lock Finish	Grommet Style	Grommet Finish
E Ebony Drawer Box (Only for File, File)	X Dossier Pull	A Satin Nickel	E Ebony	N No Grommet	A Satin Nickel
EE Ebony Drawer Box, Ebony Pencil Tray (Only for Box, Box, File)	R Rectangular	E Ebony	C Polished Chrome	A Rectangular Grommet Left	E Ebony
EC Ebony Drawer Box, Solid Surface Pencil Tray (Only for Box, Box, File)		7 Platinum		B Rectangular Grommet Right	7 Platinum
M Maple Drawer Box (Only for File, File)		V Very White		C Rectangular Grommet Centered	V Very White
MM Maple Drawer Box, Maple Pencil Tray (Only for Box, Box, File)		X Anthracite		D Round Grommet Left	I Satin Nickel Coordinate
MC Maple Drawer Box, Solid Surface Pencil Tray (Only for Box, Box, File)		2 Burnished Bronze		E Round Grommet Right	X Anthracite
		S Sepia Bronze		F Round Grommet Centered	2 Burnished Bronze
		M Graphite			S Sepia Bronze
		F Titanium Grey			M Graphite
		1 Gilded Ash			F Titanium Grey
					1 Gilded Ash

SAMPLE ORDER CODE (CONTINUED)

M	X	A	C	C	A
----------	----------	----------	----------	----------	----------

See pricing on following page.

Z J E F

**Run-Off with Pedestal, Full Modesty
& Flush Credenza Connection
(Continued)**

**DIMENSIONS
INCHES / MM**

D	W
30 / 762	60 / 1524
30 / 762	66 / 1676
30 / 762	72 / 1829
30 / 762	78 / 1981
36 / 914	60 / 1524
36 / 914	66 / 1676
36 / 914	72 / 1829
36 / 914	78 / 1981

PRICING

FILE, FILE (F)							
EBONY DRAWER BOX				MAPLE DRAWER BOX			
FLINTWOOD		VENEER		FLINTWOOD		VENEER	
Vertical Grain	Horizontal Grain	Vertical Grain	Horizontal Grain	Vertical Grain	Horizontal Grain	Vertical Grain	Horizontal Grain
3789	4056	3988	4270	4028	4313	4227	4526
3902	4175	4106	4393	4147	4437	4352	4656
4011	4290	4222	4516	4264	4561	4475	4787
4289	4575	4515	4816	4560	4863	4786	5104
3970	4248	4180	4470	4222	4515	4430	4738
4091	4374	4303	4604	4351	4652	4566	4883
4215	4502	4435	4740	4479	4788	4702	5024
4506	4799	4741	5052	4788	5102	5024	5356

BOX, BOX, FILE (B)							
EBONY DRAWER BOX, EBONY PENCIL TRAY				MAPLE DRAWER BOX, MAPLE PENCIL TRAY			
FLINTWOOD		VENEER		FLINTWOOD		VENEER	
Vertical Grain	Horizontal Grain	Vertical Grain	Horizontal Grain	Vertical Grain	Horizontal Grain	Vertical Grain	Horizontal Grain
4120	4388	4338	4618	4382	4665	4598	4895
4230	4506	4454	4741	4498	4789	4721	5025
4341	4621	4570	4864	4616	4914	4846	5157
4620	4905	4863	5108	4913	5214	5156	5475
4303	4578	4530	4820	4574	4866	4800	5107
4424	4706	4656	4954	4703	5002	4935	5249
4545	4832	4785	5089	4831	5139	5071	5393
4834	5132	5091	5402	5140	5455	5394	5725

If Solid Surface Pencil Tray is specified, add 444

If Rectangular Grommet, Painted is specified, add 181

If Rectangular Grommet, Satin Nickel (A) is specified, add 224

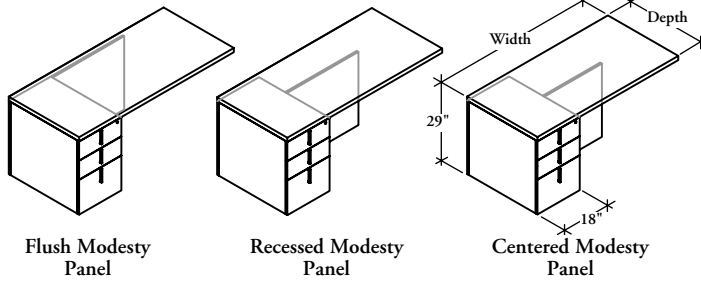
If Round Grommet, Ebony (E) is specified, add 132

If Round Grommet, Satin Nickel Coordinate (I) is specified, add 192

To order a Custom Color for Dossier please use the code ZCCWS. A one time 978 list charge per color applies.

Z J E H

Run-Off with Pedestal, Full Modesty & Overlap Credenza Connection



WHAT'S INCLUDED

1 run-off, 1 pedestal file, worksurface grommet (if specified), connection hardware.

NOTES

Centered Modesty Panel Position is **not** available with 30" depth.

Pencil Tray is only available for Box, Box, File (B) Drawer Combinations.

Pencil Tray for Ebony Drawer Boxes is available in Ebony (standard) or Solid Surface (upcharge).

Pencil Tray for Maple Drawer Boxes is available in Maple (standard) or Solid Surface (upcharge).

Grommet Styles A and D are **not** available with Right Orientation.

Grommet Styles B and E are **not** available with Left Orientation.

Round Grommet is only available in Satin Nickel Coordinate (I) and Ebony (E).

Horizontal grain direction Veneer Group 4 only.

Flintwood available in Open Pore finish only.

PRODUCT OPTIONS

Pedestal Panel Position	Pedestal Drawer Combination	Grain Direction	Credenza Depth	Depth	Width (6" increments)	Pedestal Position	Finish
F Flush	F File, File	H Horizontal	1 20"	30, 36	60 - 96	L Left (Shown)	Flintwood
C Centered	B Box, Box, File	V Vertical	2 24"			R Right	Natural Veneer
R Recessed							CWS Custom Wood Stain

SAMPLE ORDER CODE

ZJEH F	B	H	2	36	96	R	DV
--------	---	---	---	----	----	---	----

PRODUCT OPTIONS (CONTINUED)

Drawer Box and/or Pencil Tray Finish	Pull Style	Pull Finish	Lock Finish	Grommet Style	Grommet Finish
E Ebony Drawer Box (Only for File, File)	X Dossier Pull	A Satin Nickel	E Ebony	N No Grommet	A Satin Nickel
EE Ebony Drawer Box, Ebony Pencil Tray (Only for Box, Box, File)	R Rectangular	E Ebony	C Polished Chrome	A Rectangular Grommet Left	E Ebony
EC Ebony Drawer Box, Solid Surface Pencil Tray (Only for Box, Box, File)		7 Platinum		B Rectangular Grommet Right	7 Platinum
M Maple Drawer Box (Only for File, File)		V Very White		C Rectangular Grommet Centered	V Very White
MM Maple Drawer Box, Maple Pencil Tray (Only for Box, Box, File)		X Anthracite		D Round Grommet Left	I Satin Nickel Coordinate
MC Maple Drawer Box, Solid Surface Pencil Tray (Only for Box, Box, File)		2 Burnished Bronze		E Round Grommet Right	X Anthracite
		S Sepia Bronze		F Round Grommet Centered	2 Burnished Bronze
		M Graphite			S Sepia Bronze
		F Titanium Grey			M Graphite
		1 Gilded Ash			F Titanium Grey
					1 Gilded Ash

SAMPLE ORDER CODE (CONTINUED)

EE	X	A	C	B	A
----	---	---	---	---	---

See pricing on following page.

Z J E H

Run-Off with Pedestal, Full Modesty
& Overlap Credenza Connection
(Continued)

DIMENSIONS
INCHES / MM

PRICING

D		W		BOX, BOX, FILE (B)					
		EBONY DRAWER BOX, EBONY PENCIL TRAY				MAPLE DRAWER BOX, MAPLE PENCIL TRAY			
		FLINTWOOD		VENEER		FLINTWOOD		VENEER	
		Vertical Grain	Horizontal Grain	Vertical Grain	Horizontal Grain	Vertical Grain	Horizontal Grain	Vertical Grain	Horizontal Grain
30 / 762	60 / 1524	4120	4388	4338	4618	4382	4665	4598	4895
30 / 762	66 / 1676	4230	4506	4454	4741	4498	4789	4721	5025
30 / 762	72 / 1829	4341	4621	4570	4864	4616	4914	4846	5157
30 / 762	78 / 1981	4620	4905	4863	5165	4913	5214	5156	5475
30 / 762	84 / 2134	4730	5023	4981	5288	5031	5339	5280	5604
30 / 762	90 / 2286	4842	5140	5097	5411	5146	5463	5403	5734
30 / 762	96 / 2438	5036	5342	5302	5623	5355	5679	5620	5959
36 / 914	60 / 1524	4303	4578	4530	4820	4574	4866	4800	5107
36 / 914	66 / 1676	4424	4706	4656	4954	4703	5002	4935	5249
36 / 914	72 / 1829	4545	4832	4785	5089	4831	5139	5071	5393
36 / 914	78 / 1981	4667	4962	4913	5223	4961	5275	5207	5536
36 / 914	84 / 2134	4956	5259	5216	5535	5269	5589	5531	5869
36 / 914	90 / 2286	5076	5387	5344	5671	5398	5727	5665	6012
36 / 914	96 / 2438	5283	5601	5561	5895	5616	5953	5895	6249
		FILE, FILE (F)							
		EBONY DRAWER BOX				MAPLE DRAWER BOX			
		FLINTWOOD		VENEER		FLINTWOOD		VENEER	
		Vertical Grain	Horizontal Grain	Vertical Grain	Horizontal Grain	Vertical Grain	Horizontal Grain	Vertical Grain	Horizontal Grain
30 / 762	60 / 1524	3789	4056	3988	4270	4028	4313	4227	4526
30 / 762	66 / 1676	3902	4175	4106	4393	4147	4437	4352	4656
30 / 762	72 / 1829	4011	4290	4222	4516	4264	4561	4475	4787
30 / 762	78 / 1981	4289	4575	4515	4816	4560	4863	4786	5104
30 / 762	84 / 2134	4399	4691	4632	4938	4678	4989	4909	5235
30 / 762	90 / 2286	4510	4809	4748	5063	4794	5112	5033	5365
30 / 762	96 / 2438	4705	5010	4953	5273	5001	5326	5248	5588
36 / 914	60 / 1524	3970	4248	4180	4470	4222	4515	4430	4738
36 / 914	66 / 1676	4091	4374	4307	4604	4351	4652	4566	4883
36 / 914	72 / 1829	4215	4502	4435	4740	4479	4788	4702	5024
36 / 914	78 / 1981	4336	4632	4564	4875	4610	4924	4836	5167
36 / 914	84 / 2134	4623	4927	4868	5187	4917	5239	5161	5499
36 / 914	90 / 2286	4747	5057	4996	5322	5044	5375	5295	5640
36 / 914	96 / 2438	4952	5268	5212	5546	5265	5602	5526	5878

If Solid Surface Pencil Tray is specified, add 444

If Rectangular Grommet, Painted is specified, add 181

If Rectangular Grommet, Satin Nickel (A) is specified, add 224

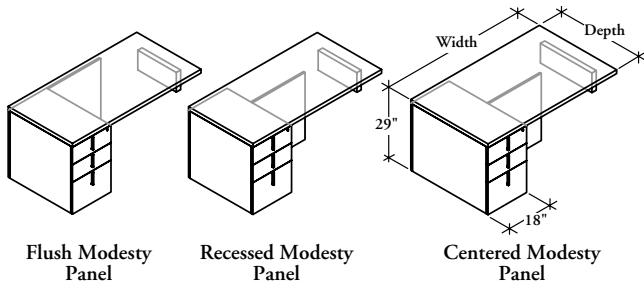
If Round Grommet, Ebony (E) is specified, add 132

If Round Grommet, Satin Nickel Coordinate (I) is specified, add 192

To order a Custom Color for Dossier please use the code ZCCWS. A one time 978 list charge per color applies.

Z J E J

Run-Off with Pedestal, Full Modesty & Overlap Low Credenza Connection



WHAT'S INCLUDED

1 run-off, 1 pedestal file, worksurface grommet (if specified), connection hardware.

NOTES

Centered Modesty Panel Position is **not** available with 30" depth.

Pencil Tray is only available for Box, Box, File (B) Drawer Combinations.

Pencil Tray for Ebony Drawer Boxes is available in Ebony (standard) or Solid Surface (upcharge).

Pencil Tray for Maple Drawer Boxes is available in Maple (standard) or Solid Surface (upcharge).

Grommet Styles A and D are **not** available with Right Orientation.

Grommet Styles B and E are **not** available with Left Orientation.

Round Grommet is only available in Satin Nickel Coordinate (I) and Ebony (E).

Horizontal grain direction Veneer Group 4 only.

Flintwood available in Open Pore finish only.

PRODUCT OPTIONS

Modesty Panel Position	Pedestal Drawer Combination	Grain Direction	Credenza Type	Depth	Width (6" increments)	Pedestal Position	Finish
F Flush	F File, File	H Horizontal	1 20" deep, low without top 19-5/8"	30, 36	60 - 96	L Left (Shown)	Flintwood
C Centered	B Box, Box, File	V Vertical	2 20" deep, low with top 21-1/8"			R Right	Natural Veneer
R Recessed			3 24" deep, low without top 19-5/8"				CWS Custom Wood Stain
			4 24" deep, low with top 21-1/8"				

SAMPLE ORDER CODE

ZJEJ F	B	H	2	36	96	R	DV
--------	---	---	---	----	----	---	----

PRODUCT OPTIONS (CONTINUED)

Drawer Box and/or Pencil Tray Finish	Pull Style	Pull Finish	Lock Finish	Grommet Style	Grommet Finish
E Ebony Drawer Box (Only for File, File)	X Dossier Pull	A Satin Nickel	E Ebony	N No Grommet	A Satin Nickel
EE Ebony Drawer Box, Ebony Pencil Tray (Only for Box, Box, File)	R Rectangular	E Ebony	C Polished Chrome	A Rectangular Grommet Left	E Ebony
EC Ebony Drawer Box, Solid Surface Pencil Tray (Only for Box, Box, File)		7 Platinum		B Rectangular Grommet Right	7 Platinum
M Maple Drawer Box (Only for File, File)		V Very White		C Rectangular Grommet Centered	V Very White
MM Maple Drawer Box, Maple Pencil Tray (Only for Box, Box, File)		X Anthracite		D Round Grommet Left	I Satin Nickel Coordinate
MC Maple Drawer Box, Solid Surface Pencil Tray (Only for Box, Box, File)		2 Burnished Bronze		E Round Grommet Right	X Anthracite
		S Sepia Bronze		F Round Grommet Centered	2 Burnished Bronze
		M Graphite			S Sepia Bronze
		F Titanium Grey			M Graphite
		1 Gilded Ash			F Titanium Grey
					1 Gilded Ash

SAMPLE ORDER CODE (CONTINUED)

EE	X	A	C	N	
----	---	---	---	---	--

See pricing on following page.

Z J E J

Run-Off with Pedestal, Full Modesty & Overlap Low Credenza Connection (Continued)

DIMENSIONS
INCHES / MM

PRICING

D		W		BOX, BOX, FILE (B)					
				EBONY DRAWER BOX, EBONY PENCIL TRAY		MAPLE DRAWER BOX, MAPLE PENCIL TRAY			
		FLINTWOOD		VENEER		FLINTWOOD		VENEER	
		Vertical Grain	Horizontal Grain	Vertical Grain	Horizontal Grain	Vertical Grain	Horizontal Grain	Vertical Grain	Horizontal Grain
30 / 762	60 / 1524	4021	4278	4234	4501	4277	4547	4488	4772
30 / 762	66 / 1676	4127	4388	4345	4619	4389	4665	4605	4896
30 / 762	72 / 1829	4234	4500	4457	4738	4500	4786	4724	5022
30 / 762	78 / 1981	4500	4773	4738	5024	4785	5074	5021	5326
30 / 762	84 / 2134	4605	4886	4849	5142	4896	5193	5139	5451
30 / 762	90 / 2286	4712	4997	4959	5262	5009	5312	5258	5576
30 / 762	96 / 2438	4897	5189	5156	5462	5208	5516	5464	5791
36 / 914	60 / 1524	4197	4458	4418	4693	4461	4740	4682	4974
36 / 914	66 / 1676	4313	4581	4540	4823	4584	4870	4812	5112
36 / 914	72 / 1829	4428	4704	4660	4952	4707	5001	4939	5248
36 / 914	78 / 1981	4705	4990	4953	5249	5001	5305	5248	5565
36 / 914	84 / 2134	4822	5112	5074	5380	5125	5434	5379	5703
36 / 914	90 / 2286	4936	5234	5197	5510	5248	5563	5510	5840
36 / 914	96 / 2438	5135	5437	5405	5723	5459	5780	5729	6065
		FLINTWOOD		VENEER		FLINTWOOD		VENEER	
		Vertical Grain	Horizontal Grain	Vertical Grain	Horizontal Grain	Vertical Grain	Horizontal Grain	Vertical Grain	Horizontal Grain
30 / 762	60 / 1524	3705	3962	3902	4168	3939	4210	4134	4419
30 / 762	66 / 1676	3810	4073	4011	4285	4052	4328	4252	4543
30 / 762	72 / 1829	3916	4183	4123	4404	4163	4448	4371	4668
30 / 762	78 / 1981	4183	4457	4404	4690	4447	4739	4667	4972
30 / 762	84 / 2134	4289	4569	4515	4809	4560	4856	4786	5097
30 / 762	90 / 2286	4394	4681	4624	4927	4672	4975	4903	5222
30 / 762	96 / 2438	4581	4872	4823	5129	4870	5180	5112	5437
36 / 914	60 / 1524	3880	4143	4083	4361	4124	4404	4328	4621
36 / 914	66 / 1676	3996	4264	4206	4490	4248	4534	4458	4758
36 / 914	72 / 1829	4111	4388	4327	4618	4371	4665	4586	4895
36 / 914	78 / 1981	4388	4670	4619	4918	4665	4966	4896	5211
36 / 914	84 / 2134	4506	4793	4741	5045	4789	5097	5025	5349
36 / 914	90 / 2286	4620	4918	4863	5175	4913	5228	5156	5485
36 / 914	96 / 2438	4816	5119	5070	5389	5121	5442	5374	5711

If Solid Surface Pencil Tray is specified, add 444

If Rectangular Grommet, Painted is specified, add 181

If Rectangular Grommet, Satin Nickel (A) is specified, add 224

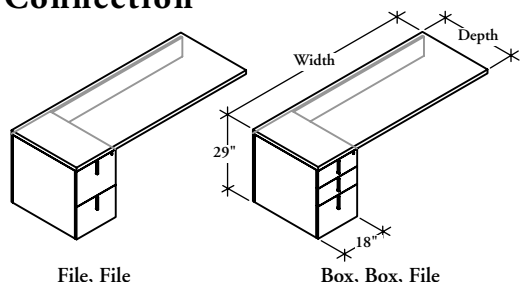
If Round Grommet, Ebony (E) is specified, add 132

If Round Grommet, Satin Nickel Coordinate (I) is specified, add 192

To order a Custom Color for Dossier please use the code ZCCWS. A one time 978 list charge per color applies.

Z J E S

Run-Off with Pedestal, Partial Flush Modesty & Overlap Credenza End Connection



WHAT'S INCLUDED

1 run-off, 1 pedestal file, worksurface grommet (if specified), connection hardware.

NOTES

Pencil Tray is only available for Box, Box, File (B) Drawer Combinations.

Pencil Tray for Ebony Drawer Boxes is available in Ebony (standard) or Solid Surface (upcharge).

Pencil Tray for Maple Drawer Boxes is available in Maple (standard) or Solid Surface (upcharge).

Grommet Styles A and D are **not** available with Right Orientation.

Grommet Styles B and E are **not** available with Left Orientation.

Round Grommet is only available in Satin Nickel Coordinate (I) and Ebony (E).

Horizontal grain direction Veneer Group 4 only.

Flintwood available in Open Pore finish only.

PRODUCT OPTIONS

Pedestal Drawer Combination	Grain Direction	Credenza Depth	Depth	Width (6" increments)	Pedestal Position	Finish
F File, File	H Horizontal	1 20"	30, 36	78 - 96	L Left (Shown)	Flintwood
B Box, Box, File	V Vertical	2 24"			R Right	Natural Veneer CWS Custom Wood Stain

SAMPLE ORDER CODE

ZJES F	H	1	30	90	L	DV
---------------	----------	----------	-----------	-----------	----------	-----------

PRODUCT OPTIONS (CONTINUED)

Drawer Box and/or Pencil Tray Finish	Pull Style	Pull Finish	Lock Finish	Grommet Style	Grommet Finish
E Ebony Drawer Box (Only for File, File)	X Dossier Pull	A Satin Nickel	E Ebony	N No Grommet	A Satin Nickel
EE Ebony Drawer Box, Ebony Pencil Tray (Only for Box, Box, File)	R Rectangular	E Ebony	C Polished Chrome	A Rectangular Grommet Left	E Ebony
		7 Platinum		B Rectangular Grommet Right	7 Platinum
EC Ebony Drawer Box, Solid Surface Pencil Tray (Only for Box, Box, File)		V Very White		C Rectangular Grommet Centered	V Very White
		X Anthracite		D Round Grommet Left	I Satin Nickel Coordinate
M Maple Drawer Box (Only for File, File)		2 Burnished Bronze		E Round Grommet Right	X Anthracite
		S Sepia Bronze		F Round Grommet Centered	2 Burnished Bronze
MM Maple Drawer Box, Maple Pencil Tray (Only for Box, Box, File)		M Graphite			S Sepia Bronze
		F Titanium Grey			M Graphite
MC Maple Drawer Box, Solid Surface Pencil Tray (Only for Box, Box, File)		1 Gilded Ash			F Titanium Grey
					1 Gilded Ash

SAMPLE ORDER CODE (CONTINUED)

M	R	A	C	N	
----------	----------	----------	----------	----------	--

See pricing on following page.

Z J E S

Run-Off with Pedestal, Partial Flush Modesty & Overlap Credenza End Connection (Continued)

DIMENSIONS
INCHES / MM

D	W
30 / 762	78 / 1981
30 / 762	84 / 2134
30 / 762	90 / 2286
30 / 762	96 / 2438
36 / 914	78 / 1981
36 / 914	84 / 2134
36 / 914	90 / 2286
36 / 914	96 / 2438

PRICING

BOX, BOX, FILE (B)							
EBONY DRAWER BOX, EBONY PENCIL TRAY				MAPLE DRAWER BOX, MAPLE PENCIL TRAY			
FLINTWOOD		VENEER		FLINTWOOD		VENEER	
Vertical Grain	Horizontal Grain	Vertical Grain	Horizontal Grain	Vertical Grain	Horizontal Grain	Vertical Grain	Horizontal Grain
4265	4512	4491	4750	4535	4796	4760	5034
4336	4585	4564	4827	4610	4875	4836	5116
4406	4659	4638	4904	4684	4954	4917	5199
4560	4818	4800	5071	4849	5122	5089	5375
4479	4738	4716	4987	4763	5035	4998	5284
4560	4822	4800	5074	4849	5126	5089	5380
4643	4905	4887	5165	4935	5216	5179	5476
4807	5075	5060	5343	5112	5395	5364	5663

FILE, FILE (F)							
EBONY DRAWER BOX				MAPLE DRAWER BOX			
FLINTWOOD		VENEER		FLINTWOOD		VENEER	
Vertical Grain	Horizontal Grain	Vertical Grain	Horizontal Grain	Vertical Grain	Horizontal Grain	Vertical Grain	Horizontal Grain
3935	4181	4142	4401	4182	4445	4389	4665
4006	4255	4216	4478	4257	4523	4468	4748
4076	4328	4289	4557	4331	4602	4547	4829
4228	4487	4452	4723	4496	4769	4719	5004
4149	4405	4366	4636	4411	4683	4629	4915
4228	4491	4452	4726	4496	4773	4719	5009
4312	4575	4537	4816	4583	4863	4811	5104
4476	4744	4712	4994	4758	5043	4994	5293

If Solid Surface Pencil Tray is specified, add 444

If Rectangular Grommet, Painted is specified, add 181

If Rectangular Grommet, Satin Nickel (A) is specified, add 224

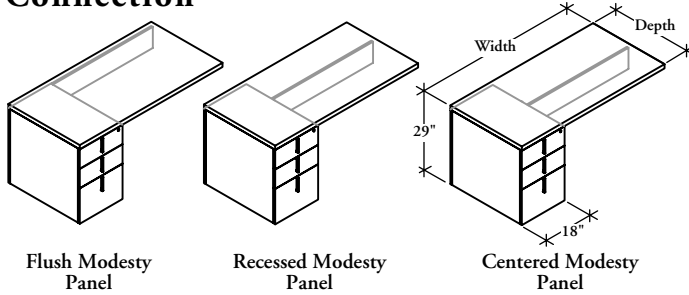
If Round Grommet, Ebony (E) is specified, add 132

If Round Grommet, Satin Nickel Coordinate (I) is specified, add 192

To order a Custom Color for Dossier please use the code ZCCWS. A one time 978 list charge per color applies.

Z J E P

Run-Off with Pedestal, Partial Modesty & Flush Credenza Connection



WHAT'S INCLUDED

1 run-off, 1 pedestal file, worksurface grommet (if specified), connection hardware.

NOTES

Centered Modesty Panel Position is **not** available with 30" depth.

Pencil Tray is only available for Box, Box, File (B) Drawer Combinations.

Pencil Tray for Ebony Drawer Boxes is available in Ebony (standard) or Solid Surface (upcharge).

Pencil Tray for Maple Drawer Boxes is available in Maple (standard) or Solid Surface (upcharge).

Grommet Styles A and D are **not** available with Right Orientation.

Grommet Styles B and E are **not** available with Left Orientation.

Round Grommet is only available in Satin Nickel Coordinate (I) and Ebony (E).

Horizontal grain direction Veneer Group 4 only.

Flintwood available in Open Pore finish only.

PRODUCT OPTIONS

Pedestal Panel Position	Pedestal Drawer Combination	Grain Direction	Depth	Width (6" increments)	Pedestal Position	Finish
F Flush	F File, File	H Horizontal	30, 36	60 - 78	L Left (Shown)	Flintwood
C Centered	B Box, Box, File	V Vertical			R Right	Natural Veneer
R Recessed						CWS Custom Wood Stain

SAMPLE ORDER CODE

ZJEP F	B	V	36	78	R	DV
---------------	----------	----------	-----------	-----------	----------	-----------

PRODUCT OPTIONS (CONTINUED)

Drawer Box and/or Pencil Tray Finish	Pull Style	Pull Finish	Lock Finish	Grommet Style	Grommet Finish
E Ebony Drawer Box (Only for File, File)	X Dossier Pull	A Satin Nickel	E Ebony	N No Grommet	A Satin Nickel
EE Ebony Drawer Box, Ebony Pencil Tray (Only for Box, Box, File)	R Rectangular	E Ebony	C Polished Chrome	A Rectangular Grommet Left	E Ebony
EC Ebony Drawer Box, Solid Surface Pencil Tray (Only for Box, Box, File)		7 Platinum		B Rectangular Grommet Right	7 Platinum
M Maple Drawer Box (Only for File, File)		V Very White		C Rectangular Grommet Centered	V Very White
MM Maple Drawer Box, Maple Pencil Tray (Only for Box, Box, File)		X Anthracite		D Round Grommet Left	I Satin Nickel Coordinate
MC Maple Drawer Box, Solid Surface Pencil Tray (Only for Box, Box, File)		2 Burnished Bronze		E Round Grommet Right	X Anthracite
		S Sepia Bronze		F Round Grommet Centered	2 Burnished Bronze
		M Graphite			S Sepia Bronze
		F Titanium Grey			M Graphite
		1 Gilded Ash			F Titanium Grey
					1 Gilded Ash

SAMPLE ORDER CODE (CONTINUED)

MM	X	A	C	C	V
-----------	----------	----------	----------	----------	----------

See pricing on following page.

Z J E P
Run-Off with Pedestal, Partial Modesty & Flush Credenza Connection (Continued)

DIMENSIONS
INCHES / MM

D	W
30 / 762	60 / 1524
30 / 762	66 / 1676
30 / 762	72 / 1829
30 / 762	78 / 1981
36 / 914	60 / 1524
36 / 914	66 / 1676
36 / 914	72 / 1829
36 / 914	78 / 1981

PRICING

BOX, BOX, FILE (B)							
CENTERED MODESTY (C)				FLUSH MODESTY (F) & RECESSED MODESTY (R)			
FLINTWOOD		VENEER		FLINTWOOD		VENEER	
Vertical Grain	Horizontal Grain	Vertical Grain	Horizontal Grain	Vertical Grain	Horizontal Grain	Vertical Grain	Horizontal Grain
n/a	n/a	n/a	n/a	3797	4045	3998	4257
n/a	n/a	n/a	n/a	3870	4122	4076	4338
n/a	n/a	n/a	n/a	3944	4198	4152	4419
n/a	n/a	n/a	n/a	4194	4451	4413	4685
3988	4242	4198	4466	3988	4242	4198	4466
4073	4332	4287	4560	4073	4332	4287	4560
4156	4421	4375	4655	4156	4421	4375	4655
4417	4685	4650	4933	4417	4685	4650	4933

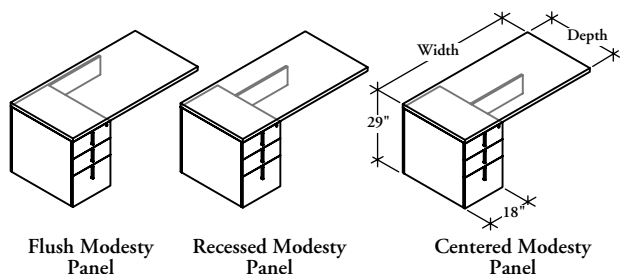
30 / 762	60 / 1524
30 / 762	66 / 1676
30 / 762	72 / 1829
30 / 762	78 / 1981
36 / 914	60 / 1524
36 / 914	66 / 1676
36 / 914	72 / 1829
36 / 914	78 / 1981

FILE, FILE (F)							
CENTERED MODESTY (C)				FLUSH MODESTY (F) & RECESSED MODESTY (R)			
FLINTWOOD		VENEER		FLINTWOOD		VENEER	
Vertical Grain	Horizontal Grain	Vertical Grain	Horizontal Grain	Vertical Grain	Horizontal Grain	Vertical Grain	Horizontal Grain
n/a	n/a	n/a	n/a	3698	3698	3893	3893
n/a	n/a	n/a	n/a	3775	3775	3975	3975
n/a	n/a	n/a	n/a	3851	3851	4055	4055
n/a	n/a	n/a	n/a	4106	4106	4323	4323
3641	3897	3832	4104	3641	3897	3832	4104
3726	3986	3922	4197	3726	3986	3922	4197
3811	4076	4012	4290	3811	4076	4012	4290
4073	4341	4285	4569	4073	4341	4285	4569

- If Ebony Drawer Box, Solid Surface Pencil Tray is specified, add 463
- If Maple Drawer Box is specified, add 276
- If Maple Drawer Box, Maple Pencil Tray is specified, add 281
- If Maple Drawer Box, Solid Surface Pencil Tray is specified, add 463
- If Round Grommet, Ebony (E) is specified, add 137
- If Round Grommet, Satin Nickel Coordinate (I) is specified, add 202
- If Rectangular Centre Grommed, Painted is specified, add 191
- If Rectangular Centre Grommed, Satin Nickel is specified, add 233
- To order a Custom Color for Dossier please use the code ZCCWS. A one time 978 list charge per color applies.

Z J E Q

Run-Off with Pedestal, Partial Modesty & Overlap Credenza Connection



WHAT'S INCLUDED

1 run-off, 1 pedestal file, worksurface grommet (if specified), connection hardware.

NOTES

Centered Modesty Panel Position is **not** available with 30" depth.

Pencil Tray is only available for Box, Box, File (B) Drawer Combinations.

Pencil Tray for Ebony Drawer Boxes is available in Ebony (standard) or Solid Surface (upcharge).

Pencil Tray for Maple Drawer Boxes is available in Maple (standard) or Solid Surface (upcharge).

Grommet Styles A and D are **not** available with Right Orientation.

Grommet Styles B and E are **not** available with Left Orientation.

Round Grommet is only available in Satin Nickel Coordinate (I) and Ebony (E).

Horizontal grain direction Veneer Group 4 only.

Flintwood available in Open Pore finish only.

PRODUCT OPTIONS

Modesty Panel Position	Pedestal Drawer Combination	Grain Direction	Credenza Depth	Depth	Width (6" increments)	Pedestal Position	Finish
F Flush	F File, File	H Horizontal	1 20"	30, 36	60 - 96	L Left (Shown)	Flintwood
C Centered	B Box, Box, File	V Vertical	2 24"			R Right	Natural Veneer
R Recessed							CWS Custom Wood Stain

SAMPLE ORDER CODE

ZJEQ F	B	V	1	36	84	R	DV
--------	---	---	---	----	----	---	----

PRODUCT OPTIONS (CONTINUED)

Drawer Box and/or Pencil Tray Finish	Pull Style	Pull Finish	Lock Finish	Grommet Style	Grommet Finish
E Ebony Drawer Box (Only for File, File)	X Dossier Pull	A Satin Nickel	E Ebony	N No Grommet	A Satin Nickel
EE Ebony Drawer Box, Ebony Pencil Tray (Only for Box, Box, File)	R Rectangular	E Ebony	C Polished Chrome	A Rectangular Grommet Left	E Ebony
EC Ebony Drawer Box, Solid Surface Pencil Tray (Only for Box, Box, File)		7 Platinum		B Rectangular Grommet Right	7 Platinum
M Maple Drawer Box (Only for File, File)		V Very White		C Rectangular Grommet Centered	V Very White
MM Maple Drawer Box, Maple Pencil Tray (Only for Box, Box, File)		X Anthracite		D Round Grommet Left	I Satin Nickel Coordinate
MC Maple Drawer Box, Solid Surface Pencil Tray (Only for Box, Box, File)		2 Burnished Bronze		E Round Grommet Right	X Anthracite
		S Sepia Bronze		F Round Grommet Centered	2 Burnished Bronze
		M Graphite			S Sepia Bronze
		F Titanium Grey			M Graphite
		1 Gilded Ash			F Titanium Grey
					1 Gilded Ash

SAMPLE ORDER CODE (CONTINUED)

EE	X	O	C	C	V
----	---	---	---	---	---

See pricing on following page.

Z J E Q

Run-Off with Pedestal, Partial Modesty & Overlap Credenza Connection (Continued)

DIMENSIONS
INCHES / MM

PRICING

DIMENSIONS		BOX, BOX, FILE (B)							
		EBONY DRAWER BOX, EBONY PENCIL TRAY				MAPLE DRAWER BOX, MAPLE PENCIL TRAY			
		FLINTWOOD		VENEER		FLINTWOOD		VENEER	
D	W	Vertical Grain	Horizontal Grain	Vertical Grain	Horizontal Grain	Vertical Grain	Horizontal Grain	Vertical Grain	Horizontal Grain
30 / 762	60 / 1524	3688	3918	3883	4126	3920	4167	4115	4374
30 / 762	66 / 1676	3764	4001	3963	4210	4002	4252	4200	4463
30 / 762	72 / 1829	3839	4079	4040	4292	4081	4336	4283	4550
30 / 762	78 / 1981	4075	4319	4288	4545	4330	4590	4545	4818
30 / 762	84 / 2134	4149	4396	4366	4628	4411	4676	4629	4905
30 / 762	90 / 2286	4304	4555	4531	4794	4576	4844	4803	5083
30 / 762	96 / 2438	4378	4635	4610	4879	4656	4927	4887	5170
36 / 914	60 / 1524	3863	4104	4066	4320	4380	4362	4583	4578
36 / 914	66 / 1676	3946	4193	4155	4413	4459	4458	4667	4679
36 / 914	72 / 1829	4034	4282	4246	4508	4540	4553	4751	4779
36 / 914	78 / 1981	4280	4532	4506	4771	4788	4820	5012	5058
36 / 914	84 / 2134	4364	4621	4595	4865	4866	4914	5097	5159
36 / 914	90 / 2286	4530	4791	4768	5043	5032	5095	5270	5346
36 / 914	96 / 2438	4616	4883	4858	5139	5112	5189	5355	5447
		FILE, FILE (F)							
		EBONY DRAWER BOX				MAPLE DRAWER BOX			
		FLINTWOOD		VENEER		FLINTWOOD		VENEER	
D	W	Vertical Grain	Horizontal Grain	Vertical Grain	Horizontal Grain	Vertical Grain	Horizontal Grain	Vertical Grain	Horizontal Grain
30 / 762	60 / 1524	3372	3602	3549	3794	3585	3832	3763	4020
30 / 762	66 / 1676	3447	3684	3628	3877	3665	3915	3845	4110
30 / 762	72 / 1829	3523	3762	3707	3959	3744	4000	3931	4197
30 / 762	78 / 1981	3759	4002	3955	4212	3993	4253	4192	4464
30 / 762	84 / 2134	3833	4080	4035	4294	4075	4339	4277	4553
30 / 762	90 / 2286	3987	4239	4197	4461	4241	4508	4449	4729
30 / 762	96 / 2438	4060	4319	4277	4545	4320	4590	4533	4818
36 / 914	60 / 1524	3546	3786	3734	3985	3768	4024	3955	4224
36 / 914	66 / 1676	3630	3875	3821	4080	3862	4119	4052	4324
36 / 914	72 / 1829	3716	3966	3911	4175	3951	4217	4147	4425
36 / 914	78 / 1981	3964	4216	4173	4437	4214	4482	4422	4704
36 / 914	84 / 2134	4049	4305	4260	4532	4303	4578	4516	4804
36 / 914	90 / 2286	4214	4475	4434	4711	4478	4758	4701	4994
36 / 914	96 / 2438	4298	4565	4524	4805	4570	4853	4796	5094

If Solid Surface Pencil Tray is specified, add 444

If Rectangular Grommet, Painted is specified, add 181

If Rectangular Grommet, Satin Nickel (A) is specified, add 224

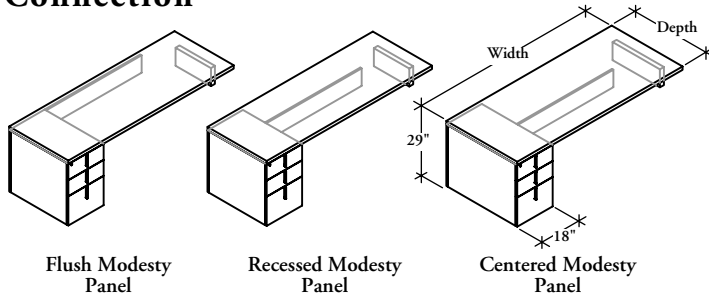
If Round Grommet, Ebony (E) is specified, add 132

If Round Grommet, Satin Nickel Coordinate (I) is specified, add 192

To order a Custom Color for Dossier please use the code ZCCWS. A one time 978 list charge per color applies.

Z J E R

Run-Off with Pedestal, Partial Modesty & Overlap Low Credenza Connection



WHAT'S INCLUDED

1 run-off, 1 pedestal file, worksurface grommet (if specified), connection hardware.

NOTES

Centered Modesty Panel Position is **not** available with 30" depth.

Pencil Tray is only available for Box, Box, File (B) Drawer Combinations.

Pencil Tray for Ebony Drawer Boxes is available in Ebony (standard) or Solid Surface (upcharge).

Pencil Tray for Maple Drawer Boxes is available in Maple (standard) or Solid Surface (upcharge).

Grommet Styles A and D are **not** available with Right Orientation.

Grommet Styles B and E are **not** available with Left Orientation.

Round Grommet is only available in Satin Nickel Coordinate (I) and Ebony (E).

Horizontal grain direction Veneer Group 4 only.

Flintwood available in Open Pore finish only.

PRODUCT OPTIONS

Modesty Panel Position	Pedestal Drawer Combination	Grain Direction	Credenza Type	Depth	Width (6" increments)	Pedestal Position	Finish
F Flush	F File, File	H Horizontal	1 20" deep, low without top 19-5/8"	30, 36	60 - 96	L Left (Shown)	Flintwood
C Centered	B Box, Box, File	V Vertical	2 20" deep, low with top 21-1/8"			R Right	Natural Veneer
R Recessed			3 24" deep, low without top 19-5/8"				CWS Custom Wood Stain
			4 24" deep, low with top 21-1/8"				

SAMPLE ORDER CODE

ZJER F	B	V	3	36	90	R	DV
--------	---	---	---	----	----	---	----

PRODUCT OPTIONS (CONTINUED)

Drawer Box and/or Pencil Tray Finish	Pull Style	Pull Finish	Lock Finish	Grommet Style	Grommet Finish
E Ebony Drawer Box (Only for File, File)	X Dossier Pull	A Satin Nickel	E Ebony	N No Grommet	A Satin Nickel
EE Ebony Drawer Box, Ebony Pencil Tray (Only for Box, Box, File)	R Rectangular	E Ebony	C Polished Chrome	A Rectangular Grommet Left	E Ebony
EC Ebony Drawer Box, Solid Surface Pencil Tray (Only for Box, Box, File)		7 Platinum		B Rectangular Grommet Right	7 Platinum
M Maple Drawer Box (Only for File, File)		V Very White		C Rectangular Grommet Centered	V Very White
MM Maple Drawer Box, Maple Pencil Tray (Only for Box, Box, File)		X Anthracite		D Round Grommet Left	I Satin Nickel Coordinate
MC Maple Drawer Box, Solid Surface Pencil Tray (Only for Box, Box, File)		2 Burnished Bronze		E Round Grommet Right	X Anthracite
		S Sepia Bronze		F Round Grommet Centered	2 Burnished Bronze
		M Graphite			S Sepia Bronze
		F Titanium Grey			M Graphite
		1 Gilded Ash			F Titanium Grey
					1 Gilded Ash

SAMPLE ORDER CODE (CONTINUED)

E	R	O	C	N	
---	---	---	---	---	--

See pricing on following page.

Z J E R

Run-Off with Pedestal, Partial Modesty & Overlap Low Credenza Connection (Continued)

DIMENSIONS
INCHES / MM

PRICING

DIMENSIONS		BOX, BOX, FILE (B)							
		EBONY DRAWER BOX, EBONY PENCIL TRAY				MAPLE DRAWER BOX, MAPLE PENCIL TRAY			
		FLINTWOOD		VENEER		FLINTWOOD		VENEER	
D	W	Vertical Grain	Horizontal Grain	Vertical Grain	Horizontal Grain	Vertical Grain	Horizontal Grain	Vertical Grain	Horizontal Grain
30 / 762	60 / 1524	3799	4040	4000	4253	4039	4295	4239	4509
30 / 762	66 / 1676	3877	4124	4081	4341	4122	4385	4326	4600
30 / 762	72 / 1829	3955	4206	4162	4427	4206	4472	4413	4693
30 / 762	78 / 1981	4202	4457	4424	4690	4467	4739	4688	4972
30 / 762	84 / 2134	4281	4540	4507	4779	4550	4825	4775	5064
30 / 762	90 / 2286	4360	4621	4589	4864	4634	4914	4863	5157
30 / 762	96 / 2438	4520	4787	4758	5039	4806	5091	5043	5342
36 / 914	60 / 1524	3649	3902	3841	4106	3880	4147	4073	4352
36 / 914	66 / 1676	3738	3993	3935	4204	3975	4247	4173	4457
36 / 914	72 / 1829	3829	4087	4031	4303	4070	4347	4271	4561
36 / 914	78 / 1981	4084	4350	4300	4579	4343	4623	4558	4853
36 / 914	84 / 2134	4176	4444	4394	4678	4438	4724	4657	4958
36 / 914	90 / 2286	4263	4536	4488	4775	4533	4824	4757	5063
36 / 914	96 / 2438	4435	4716	4669	4962	4717	5012	4951	5262
		FILE, FILE (F)							
		EBONY DRAWER BOX				MAPLE DRAWER BOX			
		FLINTWOOD		VENEER		FLINTWOOD		VENEER	
D	W	Vertical Grain	Horizontal Grain	Vertical Grain	Horizontal Grain	Vertical Grain	Horizontal Grain	Vertical Grain	Horizontal Grain
30 / 762	60 / 1524	3469	3709	3650	3906	3687	3943	3869	4139
30 / 762	66 / 1676	3546	3792	3734	3990	3768	4033	3955	4230
30 / 762	72 / 1829	3624	3873	3814	4079	3851	4118	4042	4323
30 / 762	78 / 1981	3870	4125	4075	4343	4115	4387	4320	4603
30 / 762	84 / 2134	3948	4207	4156	4428	4198	4473	4406	4694
30 / 762	90 / 2286	4027	4290	4239	4516	4282	4561	4494	4787
30 / 762	96 / 2438	4188	4457	4410	4690	4454	4739	4676	4972
36 / 914	60 / 1524	3649	3902	3841	4106	3880	4147	4073	4352
36 / 914	66 / 1676	3738	3993	3935	4204	3975	4247	4173	4457
36 / 914	72 / 1829	3829	4087	4031	4303	4070	4347	4271	4561
36 / 914	78 / 1981	4084	4350	4300	4579	4343	4623	4558	4853
36 / 914	84 / 2134	4176	4444	4394	4678	4438	4724	4657	4958
36 / 914	90 / 2286	4263	4536	4488	4775	4533	4824	4757	5063
36 / 914	96 / 2438	4435	4716	4669	4962	4717	5012	4951	5262

If Solid Surface Pencil Tray is specified, add 444

If Rectangular Grommet, Painted is specified, add 181

If Rectangular Grommet, Satin Nickel (A) is specified, add 224

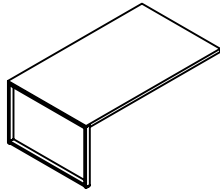
If Round Grommet, Ebony (E) is specified, add 132

If Round Grommet, Satin Nickel Coordinate (I) is specified, add 192

To order a Custom Color for Dossier please use the code ZCCWS. A one time 978 list charge per color applies.

ZJLU

Run-Off with Loop Leg, No Modesty, Flush Credenza Connection



WHAT'S INCLUDED

1 run-off with metal Loop leg, worksurface grommet (if specified), connection hardware.

NOTES

Grommet Styles A and D are **not** available with Right Orientation.

Grommet Styles B and E are **not** available with Left Orientation.

Round Grommet is only available in Satin Nickel Coordinate (I) and Ebony (E).

Flintwood available in Open Pore finish only.

PRODUCT OPTIONS

Credenza Type	Depth	Width	Orientation
1 20" deep, high with top Flush Mount	30, 36, 42	60, 66, 72, 78	L Left R Right
2 24" deep, high with top Flush Mount			

SAMPLE ORDER CODE

ZJLU 1	36	60	L
--------	----	----	---

PRODUCT OPTIONS (CONTINUED)

Finish	Loop Leg Finish	Grommet	Grommet Finish
Flintwood	A Satin Nickel	A Rectangular Grommet Left	A Satin Nickel
Natural Veneer	7 Platinum	D Round Grommet Left	7 Platinum
CWS Custom Wood Stain	V Very White	B Rectangular Grommet Right	E Ebony
	E Ebony	E Round Grommet Right	V Very White
	X Anthracite	C Rectangular Grommet Centered	E Ebony
	2 Burnished Bronze	F Round Grommet Centered	I Satin Nickel Coordinate
	S Sepia Bronze		X Anthracite
	M Graphite		2 Burnished Bronze
	F Titanium Grey		S Sepia Bronze
	1 Gilded Ash		M Graphite
			F Titanium Grey
		1 Gilded Ash	

SAMPLE ORDER CODE (CONTINUED)

V2	7	D	E
----	---	---	---

See pricing on following page.

ZJLU

Run-Off with Loop Leg, No Modesty,
Flush Credenza Connection
(Continued)

DIMENSIONS
INCHES / MM

D	W
30 / 762	60 / 1524
30 / 762	66 / 1676
30 / 762	72 / 1829
30 / 762	78 / 1981
36 / 914	60 / 1524
36 / 914	66 / 1676
36 / 914	72 / 1829
36 / 914	78 / 1981
42 / 1067	60 / 1524
42 / 1067	66 / 1676
42 / 1067	72 / 1829
42 / 1067	78 / 1981

PRICING

FLINTWOOD		VENEER	
Paint Finish	Satin Nickel Finish	Paint Finish	Satin Nickel Finish
3306	3756	3372	3820
3370	3818	3437	3885
3433	3882	3503	3951
3496	3944	3568	4015
3581	4069	3651	4137
3659	4143	3731	4216
3734	4218	3808	4292
3809	4294	3886	4372
3936	4570	4011	4645
4024	4658	4103	4737
4112	4747	4193	4827
4201	4834	4284	4919

If Rectangular Grommet, Painted is specified, add 181

If Rectangular Grommet, Satin Nickel (A) is specified, add 224

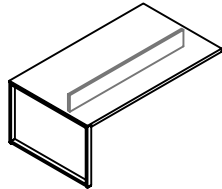
If Round Grommet, Ebony (E) is specified, add 132

If Round Grommet, Satin Nickel Coordinate (I) is specified, add 192

To order a Custom Color for Dossier, please use the code ZCCWS. A one time 978 list charge per color applies.

ZJLV

Run-Off with Loop Leg, Centered Modesty, Flush Credenza Connection



WHAT'S INCLUDED

1 run-off with metal Loop leg, worksurface grommet (if specified), connection hardware.

NOTES

Grommet Styles A and D are **not** available with Right Orientation.

Grommet Styles B and E are **not** available with Left Orientation.

Round Grommet is only available in Satin Nickel Coordinate (I) and Ebony (E).

Flintwood available in Open Pore finish only.

PRODUCT OPTIONS

Credenza Type	Depth	Width	Orientation
1 20" deep, high with top Flush Mount	36, 42	60, 66, 72, 78	L Left
2 24" deep, high with top Flush Mount			R Right

SAMPLE ORDER CODE

ZJLV 1	36	60	L
--------	----	----	---

PRODUCT OPTIONS (CONTINUED)

Finish	Loop Leg Finish	Grommet	Grommet Finish
Flintwood	A Satin Nickel	A Rectangular Grommet Left	A Satin Nickel
Natural Veneer	7 Platinum	D Round Grommet Left	7 Platinum
CWS Custom Wood Stain	V Very White	B Rectangular Grommet Right	E Ebony
	E Ebony	E Round Grommet Right	V Very White
	X Anthracite	C Rectangular Grommet Centered	E Ebony
	2 Burnished Bronze	F Round Grommet Centered	I Satin Nickel Coordinate
	S Sepia Bronze		X Anthracite
	M Graphite		2 Burnished Bronze
	F Titanium Grey		S Sepia Bronze
	1 Gilded Ash		M Graphite
			F Titanium Grey
			1 Gilded Ash

SAMPLE ORDER CODE (CONTINUED)

V2	7	D	E
----	---	---	---

See pricing on following page.

ZJLV
**Run-Off with Loop Leg,
 Centered Modesty, Flush Credenza
 Connection (Continued)**

DIMENSIONS
INCHES / MM

D	W
36 / 914	60 / 1524
36 / 914	66 / 1676
36 / 914	72 / 1829
36 / 914	78 / 1981
42 / 1067	60 / 1524
42 / 1067	66 / 1676
42 / 1067	72 / 1829
42 / 1067	78 / 1981

PRICING

FLINTWOOD		VENEER	
Paint Finish	Satin Nickel Finish	Paint Finish	Satin Nickel Finish
4151	4635	4228	4715
4248	4732	4329	4815
4344	4828	4429	4915
4441	4926	4531	5017
4502	5138	4586	5221
4614	5246	4702	5336
4723	5357	4815	5450
4831	5466	4928	5562

If Rectangular Grommet, Painted is specified, add 181

If Rectangular Grommet, Satin Nickel (A) is specified, add 224

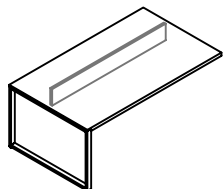
If Round Grommet, Ebony (E) is specified, add 132

If Round Grommet, Satin Nickel Coordinate (I) is specified, add 192

To order a Custom Color for Dossier, please use the code ZCCWS. A one time 978 list charge per color applies.

ZJLW

**Run-Off with Loop Leg,
Inset Modesty, Flush Credenza
Connection**



WHAT'S INCLUDED

1 run-off with metal Loop leg, worksurface grommet (if specified), connection hardware.

NOTES

Grommet Styles A and D are **not** available with Right Orientation.

Grommet Styles B and E are **not** available with Left Orientation.

Round Grommet is only available in Satin Nickel Coordinate (I) and Ebony (E).

Flintwood available in Open Pore finish only.

PRODUCT OPTIONS

Credenza Type	Depth	Width	Orientation
1 20" deep, high with top Flush Mount	30, 36, 42	60, 66, 72, 78	L Left R Right
2 24" deep, high with top Flush Mount			

SAMPLE ORDER CODE

ZJLW 1	36	60	L
---------------	-----------	-----------	----------

PRODUCT OPTIONS (CONTINUED)

Finish	Loop Leg Finish	Grommet	Grommet Finish
Flintwood	A Satin Nickel	A Rectangular Grommet Left	A Satin Nickel
Natural Veneer	7 Platinum	D Round Grommet Left	7 Platinum
CWS Custom Wood Stain	V Very White	B Rectangular Grommet Right	E Ebony
	E Ebony	E Round Grommet Right	V Very White
	X Anthracite	C Rectangular Grommet Centered	E Ebony
	2 Burnished Bronze	F Round Grommet Centered	I Satin Nickel Coordinate
	S Sepia Bronze		X Anthracite
	M Graphite		2 Burnished Bronze
	F Titanium Grey		S Sepia Bronze
	1 Gilded Ash		M Graphite
			F Titanium Grey
		1 Gilded Ash	

SAMPLE ORDER CODE (CONTINUED)

V2	7	D	E
-----------	----------	----------	----------

See pricing on following page.

ZJLW

**Run-Off with Loop Leg,
Inset Modesty, Flush Credenza
Connection (Continued)**

**DIMENSIONS
INCHES / MM**

D	W
30 / 762	60 / 1524
30 / 762	66 / 1676
30 / 762	72 / 1829
30 / 762	78 / 1981
36 / 914	60 / 1524
36 / 914	66 / 1676
36 / 914	72 / 1829
36 / 914	78 / 1981
42 / 1067	60 / 1524
42 / 1067	66 / 1676
42 / 1067	72 / 1829
42 / 1067	78 / 1981

PRICING

FLINTWOOD		VENEER	
Paint Finish	Satin Nickel Finish	Paint Finish	Satin Nickel Finish
3873	4323	3949	4397
3959	4408	4037	4485
4042	4492	4124	4573
4127	4576	4212	4659
4151	4635	4228	4715
4248	4732	4329	4815
4344	4828	4429	4915
4441	4926	4531	5017
4502	5138	4586	5221
4614	5246	4702	5336
4723	5357	4815	5450
4831	5466	4928	5562

If Rectangular Grommet, Painted is specified, add 181

If Rectangular Grommet, Satin Nickel (A) is specified, add 224

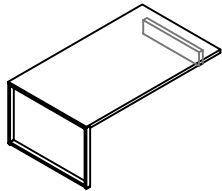
If Round Grommet, Ebony (E) is specified, add 132

If Round Grommet, Satin Nickel Coordinate (I) is specified, add 192

To order a Custom Color for Dossier, please use the code ZCCWS. A one time 978 list charge per color applies.

ZJLX

Run-Off with Loop Leg, No Modesty, Overlap Credenza Connection



WHAT'S INCLUDED

1 run-off with metal Loop leg, worksurface grommet (if specified), connection hardware.

NOTES

Grommet Styles A and D are **not** available with Right Orientation.

Grommet Styles B and E are **not** available with Left Orientation.

Round Grommet is only available in Satin Nickel Coordinate (I) and Ebony (E).

Flintwood available in Open Pore finish only.

PRODUCT OPTIONS

Credenza Type	Depth	Width	Orientation
1 20" deep, low without top 19.625"	30, 36, 42	60, 66, 72, 78, 84, 90, 96	L Left
2 20" deep, low with top 21.125"			R Right
3 24" deep, low without top 19.625"			
4 24" deep, low with top 21.125"			
5 20" deep, high without top			
6 24" deep, high without top			

SAMPLE ORDER CODE

ZJLX 1	36	60	L
---------------	-----------	-----------	----------

PRODUCT OPTIONS (CONTINUED)

Finish	Loop Leg Finish	Grommet	Grommet Finish
Flintwood	A Satin Nickel	A Rectangular Grommet Left	A Satin Nickel
Natural Veneer	7 Platinum	D Round Grommet Left	7 Platinum
CWS Custom Wood Stain	V Very White	B Rectangular Grommet Right	E Ebony
	E Ebony	E Round Grommet Right	V Very White
	X Anthracite	C Rectangular Grommet Centered	E Ebony
	2 Burnished Bronze	F Round Grommet Centered	I Satin Nickel Coordinate
	S Sepia Bronze		X Anthracite
	M Graphite		2 Burnished Bronze
	F Titanium Grey		S Sepia Bronze
	1 Gilded Ash		M Graphite
			F Titanium Grey
			1 Gilded Ash

SAMPLE ORDER CODE (CONTINUED)

V2	7	D	E
-----------	----------	----------	----------

See pricing on following page.

ZJLX
**Run-Off with Loop Leg,
 No Modesty, Overlap Credenza
 Connection (Continued)**

DIMENSIONS
INCHES / MM

D	W
30 / 762	60 / 1524
30 / 762	66 / 1676
30 / 762	72 / 1829
30 / 762	78 / 1981
30 / 762	84 / 2134
30 / 762	90 / 2286
30 / 762	96 / 2438
36 / 914	60 / 1524
36 / 914	66 / 1676
36 / 914	72 / 1829
36 / 914	78 / 1981
36 / 914	84 / 2134
36 / 914	90 / 2286
36 / 914	96 / 2438
42 / 1067	60 / 1524
42 / 1067	66 / 1676
42 / 1067	72 / 1829
42 / 1067	78 / 1981
42 / 1067	84 / 2134
42 / 1067	90 / 2286
42 / 1067	96 / 2438

PRICING

LOW WITH/WITHOUT TOP 19 5/8" & 21 1/8"			
FLINTWOOD		VENEER	
Paint Finish	Satin Nickel Finish	Paint Finish	Satin Nickel Finish
3306	3756	3372	3820
3370	3818	3437	3885
3433	3882	3503	3951
3496	3944	3568	4015
3600	4050	3674	4123
3664	4112	3740	4187
3726	4176	3806	4253
3581	4069	3651	4137
3659	4143	3731	4216
3734	4218	3808	4292
3809	4294	3886	4372
3927	4411	4008	4493
4002	4487	4084	4570
4077	4561	4162	4648
3973	4607	4049	4682
4060	4695	4139	4773
4151	4785	4229	4864
4238	4871	4322	4956
4366	5000	4454	5089
4456	5091	4547	5180
4544	5178	4638	5271

If Rectangular Grommet, Painted is specified, add 181

If Rectangular Grommet, Satin Nickel (A) is specified, add 224

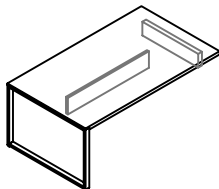
If Round Grommet, Ebony (E) is specified, add 132

If Round Grommet, Satin Nickel Coordinate (I) is specified, add 192

To order a Custom Color for Dossier, please use the code ZCCWS. A one time 978 list charge per color applies.

ZJLY

Run-Off with Loop Leg, Centered Modesty, Overlap Credenza Connection



WHAT'S INCLUDED

1 run-off with metal Loop leg, worksurface grommet (if specified), connection hardware.

NOTES

Grommet Styles A and D are **not** available with Right Orientation.

Grommet Styles B and E are **not** available with Left Orientation.

Round Grommet is only available in Satin Nickel Coordinate (I) and Ebony (E).

Flintwood available in Open Pore finish only.

PRODUCT OPTIONS

Credenza Type	Depth	Width	Orientation
1 20" deep, low without top 19.625"	36, 42	60, 66, 72, 78, 84, 90, 96	L Left
2 20" deep, low with top 21.125"			R Right
3 24" deep, low without top 19.625"			
4 24" deep, low with top 21.125"			
5 20" deep, high without top			
6 24" deep, high without top			

SAMPLE ORDER CODE

ZJLY 1	36	60	L
--------	----	----	---

PRODUCT OPTIONS (CONTINUED)

Finish	Loop Leg Finish	Grommet	Grommet Finish
Flintwood	A Satin Nickel	A Rectangular Grommet Left	A Satin Nickel
Natural Veneer	7 Platinum	D Round Grommet Left	7 Platinum
CWS Custom Wood Stain	V Very White	B Rectangular Grommet Right	E Ebony
	E Ebony	E Round Grommet Right	V Very White
	X Anthracite	C Rectangular Grommet Centered	E Ebony
	2 Burnished Bronze	F Round Grommet Centered	I Satin Nickel Coordinate
	S Sepia Bronze		X Anthracite
	M Graphite		2 Burnished Bronze
	F Titanium Grey		S Sepia Bronze
	1 Gilded Ash		M Graphite
			F Titanium Grey
			1 Gilded Ash

SAMPLE ORDER CODE (CONTINUED)

V2	7	D	E
----	---	---	---

See pricing on following page.

ZJLY
**Run-Off with Loop Leg,
 Centered Modesty, Overlap
 Credenza Connection (Continued)**

DIMENSIONS
INCHES / MM

D	W
36 / 914	60 / 1524
36 / 914	66 / 1676
36 / 914	72 / 1829
36 / 914	78 / 1981
36 / 914	84 / 2134
36 / 914	90 / 2286
36 / 914	96 / 2438
42 / 1067	60 / 1524
42 / 1067	66 / 1676
42 / 1067	72 / 1829
42 / 1067	78 / 1981
42 / 1067	84 / 2134
42 / 1067	90 / 2286
42 / 1067	96 / 2438

PRICING

FLINTWOOD		VENEER	
Paint Finish	Satin Nickel Finish	Paint Finish	Satin Nickel Finish
4151	4635	4228	4715
4248	4732	4329	4815
4344	4828	4429	4915
4441	4926	4531	5017
4580	5065	4674	5160
4677	5162	4774	5260
4773	5259	4874	5359
4542	5175	4624	5260
4652	5285	4739	5373
4760	5393	4852	5485
4869	5503	4967	5601
5021	5655	5122	5755
5130	5766	5235	5870
5240	5874	5349	5983

If Rectangular Grommet, Painted is specified, add 181

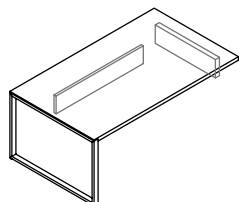
If Rectangular Grommet, Satin Nickel (A) is specified, add 224

If Round Grommet, Ebony (E) is specified, add 132

If Round Grommet, Satin Nickel Coordinate (I) is specified, add 192

To order a Custom Color for Dossier, please use the code ZCCWS. A one time 978 list charge per color applies.

ZJLZ Run-Off with Loop Leg, Inset Modesty, Overlap Credenza Connection



WHAT'S INCLUDED

1 run-off with metal Loop leg, worksurface grommet (if specified), connection hardware.

NOTES

Grommet Styles A and D are **not** available with Right Orientation.

Grommet Styles B and E are **not** available with Left Orientation.

Round Grommet is only available in Satin Nickel Coordinate (I) and Ebony (E).

Flintwood available in Open Pore finish only.

PRODUCT OPTIONS

Credenza Type	Depth	Width	Orientation
1 20" deep, low without top 19.625"	30, 36, 42	60, 66, 72, 78, 84, 90, 96	L Left R Right
2 20" deep, low with top 21.125"			
3 24" deep, low without top 19.625"			
4 24" deep, low with top 21.125"			
5 20" deep, high without top			
6 24" deep, high without top			

SAMPLE ORDER CODE

ZJLZ 1	36	60	L
--------	----	----	---

PRODUCT OPTIONS (CONTINUED)

Finish	Loop Leg Finish	Grommet	Grommet Finish
Flintwood	A Satin Nickel	A Rectangular Grommet Left	A Satin Nickel
Natural Veneer	7 Platinum	D Round Grommet Left	7 Platinum
CWS Custom Wood Stain	V Very White	B Rectangular Grommet Right	E Ebony
	E Ebony	E Round Grommet Right	V Very White
	X Anthracite	C Rectangular Grommet Centered	I Satin Nickel Coordinate
	2 Burnished Bronze	F Round Grommet Centered	X Anthracite
	S Sepia Bronze		2 Burnished Bronze
	M Graphite		S Sepia Bronze
	F Titanium Grey		M Graphite
	1 Gilded Ash		F Titanium Grey
			1 Gilded Ash

SAMPLE ORDER CODE (CONTINUED)

V2	7	D	E
----	---	---	---

See pricing on following page.

ZJLZ
Run-Off with Loop Leg Inset
Modesty, Overlap Credenza
Connection (Continued)

DIMENSIONS
INCHES / MM

D	W
30 / 762	60 / 1524
30 / 762	66 / 1676
30 / 762	72 / 1829
30 / 762	78 / 1981
30 / 762	84 / 2134
30 / 762	90 / 2286
30 / 762	96 / 2438
36 / 914	60 / 1524
36 / 914	66 / 1676
36 / 914	72 / 1829
36 / 914	78 / 1981
36 / 914	84 / 2134
36 / 914	90 / 2286
36 / 914	96 / 2438
42 / 1067	60 / 1524
42 / 1067	66 / 1676
42 / 1067	72 / 1829
42 / 1067	78 / 1981
42 / 1067	84 / 2134
42 / 1067	90 / 2286
42 / 1067	96 / 2438

PRICING

FLINTWOOD		VENEER	
Paint Finish	Satin Nickel Finish	Paint Finish	Satin Nickel Finish
3873	4323	3949	4397
3959	4408	4037	4485
4042	4492	4124	4573
4127	4576	4212	4659
4253	4702	4341	4789
4339	4787	4429	4878
4423	4870	4517	4966
4151	4635	4228	4715
4248	4732	4329	4815
4344	4828	4429	4915
4441	4926	4531	5017
4580	5065	4674	5160
4677	5162	4774	5260
4773	5259	4874	5359
4542	5175	4624	5260
4652	5285	4739	5373
4760	5393	4852	5485
4869	5503	4967	5601
5021	5655	5122	5755
5130	5766	5235	5870
5240	5874	5349	5983

If Rectangular Grommet, Painted is specified, add 181

If Rectangular Grommet, Satin Nickel (A) is specified, add 224

If Round Grommet, Ebony (E) is specified, add 132

If Round Grommet, Satin Nickel Coordinate (I) is specified, add 192

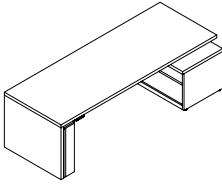
To order a Custom Color for Dossier, please use the code ZCCWS. A one time 978 list charge per color applies.

height- adjustable run-offs

height-adjustable run-offs product map

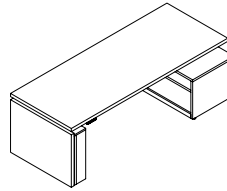
ZJNTH Height-Adjustable Run-Off with Partial Modesty & Overlap Low 1.5" Top Credenza Connection

Page 288
Depth : 30", 36" / Width: 66" - 96" (6" increments)



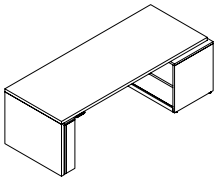
ZJNRH Height-Adjustable Run-Off with Partial Modesty & Overlap Low Credenza Connection

Page 290
Depth : 30", 36" / Width: 66" - 96" (6" increments)



ZJNQH Height-Adjustable Run-Off Shelf with Partial Modesty & Overlap Credenza Connection

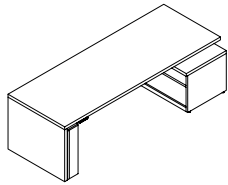
Page 292
Depth : 30", 36" / Width: 66" - 96" (6" increments)



height-adjustable run-offs

ZJNTH

Height-Adjustable Run-Off with Partial Modesty & Overlap Low 1.5" Top Credenza Connection



WHAT'S INCLUDED

1 worksurface, 1 partial modesty, height adjustable mechanism, height adjustable switch, 1 credenza storage unit to house height adjustable leg, worksurface grommet (if specified), standard integrated wire management includes modesty grommet, wire looms, metal wire management sleeve, four-outlet power bar, metal cable tray

NOTES

Height Adjustable Range: 29" - 45".

Credenza Height is 19-5/8" + 1-1/2" top.

Credenza storage must be anchored to an adjacent storage unit or gable on at least one side.

Width and depth measurements of the overall run-off includes credenza and pinch points. Therefore;

- User open knee space will vary by 4" based on credenza depth

- Run-off worksurface will be 2" less than the overall Run-Off Depth (i.e. nominal 30" = 28" actual)

Default HA Switch location will be on the Gable side.

Flush or full modesty options are not available.

For Closed Cabinet Credenza Style, there will be usable shelf storage behind the removable panel without metal handles.

Wire Management Notch is specifiable for ease of cable routing from the credenza storage to adjacent units.

After cable routing through the run-off, the HA mechanism and power bar will have approximately two feet of cable leftover to reach a wall or floor receptacle through the credenza storage component.

PRODUCT OPTIONS

Modesty Panel Position	Grain Direction	Credenza Style	Credenza Type	Depth	Width (6" increments)	Orientation
A 4" Recessed	H Horizontal	O Open Cabinet	A 20" deep, 4" Recessed Back, 8" deep Shelf	30, 36	66 - 96	L Left
B 8" Recessed	V Vertical	C Closed Cabinet	B 24" deep, 4" Recessed Back, 12" deep Shelf			R Right

SAMPLE ORDER CODE

ZJNTH A	H	O	A	36	78	R
----------------	----------	----------	----------	-----------	-----------	----------

PRODUCT OPTIONS (CONTINUED)

Finish	Grommet Style & Location		Grommet Finish	Wire Management Notch	Credenza Top Brush Seal
Flintwood	N No Grommet	G Rectangular Grommet Left and Right	A Satin Nickel	N None	N None
Natural Veneer	A Rectangular Grommet Left	H Rectangular Grommet Left and Center	7 Platinum	L Left	B 1" Brush Seal
CWS Custom Wood Stain	B Rectangular Grommet Right	I Rectangular Grommet Right and Center	V Very White	R Right	
	C Rectangular Grommet Centered	J Round Grommet Left and Right	E Ebony	B Both	
	D Round Grommet Left	K Round Grommet Left and Center	X Anthracite		
	E Round Grommet Right	L Round Grommet Right and Center	2 Burnished Bronze		
	F Round Grommet Centered		S Sepia Bronze		
			M Graphite		
			F Titanium Grey		
			1 Gilded Ash		

SAMPLE ORDER CODE (CONTINUED)

VE	A	E	N	N
-----------	----------	----------	----------	----------

See pricing on following page.

Z J N T H
Height-Adjustable Run-Off with
Partial Modesty & Overlap Low
1.5" Top Credenza Connection
(Continued)

DIMENSIONS
INCHES / MM

D	W
30 / 762	66 / 1676
30 / 762	72 / 1829
30 / 762	78 / 1981
30 / 762	84 / 2134
30 / 762	90 / 2286
30 / 762	96 / 2438
36 / 914	66 / 1676
36 / 914	72 / 1829
36 / 914	78 / 1981
36 / 914	84 / 2134
36 / 914	90 / 2286
36 / 914	96 / 2438

PRICING

OPEN CABINET (O)							
20" DEEP, 4" RECESSED BACK, 8" DEEP SHELF (A)				24" DEEP, 4" RECESSED BACK, 12" DEEP SHELF (B)			
VENEER		FLINTWOOD		VENEER		FLINTWOOD	
Vertical Grain	Horizontal Grain	Vertical Grain	Horizontal Grain	Vertical Grain	Horizontal Grain	Vertical Grain	Horizontal Grain
9643	9643	9421	9421	n/a	n/a	n/a	n/a
9710	9710	9482	9482	9849	9849	9605	9605
9816	9816	9584	9584	9956	9956	9706	9706
9882	9882	9647	9647	10023	10023	9768	9768
9989	9989	9748	9748	10130	10130	9870	9870
10055	10055	9810	9810	10197	10197	9932	9932
10136	10136	9871	9871	n/a	n/a	n/a	n/a
10212	10212	9944	9944	10296	10296	10020	10020
10330	10330	10055	10055	10413	10413	10132	10132
10406	10406	10127	10127	10490	10490	10202	10202
10525	10525	10238	10238	10608	10608	10315	10315
10600	10600	10309	10309	10683	10683	10386	10386

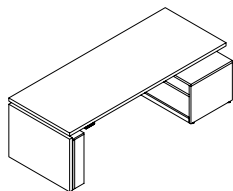
CLOSED CABINET (C)							
20" DEEP, 4" RECESSED BACK, 8" DEEP SHELF (A)				24" DEEP, 4" RECESSED BACK, 12" DEEP SHELF (B)			
VENEER		FLINTWOOD		VENEER		FLINTWOOD	
Vertical Grain	Horizontal Grain	Vertical Grain	Horizontal Grain	Vertical Grain	Horizontal Grain	Vertical Grain	Horizontal Grain
10575	10575	10330	10330	n/a	n/a	n/a	n/a
10641	10641	10392	10392	10783	10783	10515	10515
10748	10748	10494	10494	10889	10889	10616	10616
10814	10814	10557	10557	10956	10956	10679	10679
10923	10923	10659	10659	11064	11064	10781	10781
10988	10988	10719	10719	11130	11130	10842	10842
11082	11082	10846	10846	n/a	n/a	n/a	n/a
11158	11158	10917	10917	11243	11243	10995	10995
11277	11277	11029	11029	11361	11361	11106	11106
11352	11352	11101	11101	11437	11437	11178	11178
11470	11470	11214	11214	11555	11555	11290	11290
11547	11547	11285	11285	11632	11632	11362	11362

If Rectangular Grommet, Painted is specified, add 181 for each grommet
 If Rectangular Grommet, Satin Nickel (A) is specified, add 224 for each grommet
 If Round Grommet, Ebony (E) is specified, add 132 for each grommet
 If Round Grommet, Satin Nickel Coordinate (I) is specified, add 192 for each grommet

height-adjustable run-offs

Z J N R H

Height-Adjustable Run-Off with Partial Modesty & Overlap Low Credenza Connection



WHAT'S INCLUDED

1 worksurface, 1 partial modesty, height adjustable mechanism, height adjustable switch, 1 credenza storage unit to house height adjustable leg, worksurface grommet (if specified), standard integrated wire management includes modesty grommet, wire looms, metal wire management sleeve, four-outlet power bar, metal cable tray

NOTES

Height Adjustable Range: 27-1/2" - 43-1/2".

Credenza Height is 19-5/8".

Credenza storage must be anchored to an adjacent storage unit or gable on at least one side.

Width and Depth measurements of the overall Run-Off includes credenza and pinch points. Therefore;

- User open knee space will vary by 4" based on credenza depth
- Run-Off worksurface will be 2" less than the overall Run-Off Depth (i.e. nominal 30" = 28" actual)

Default HA Switch location will be on the Gable side.

Flush or full modesty options are not available.

For Cabinet with Doors Credenza Style, only one of the two doors is functional to avoid impact with the modesty.

Wire Management Notch is specifiable for ease of cable routing from the credenza storage to adjacent units.

After cable routing through the run-off, the HA mechanism and power bar will have approximately two feet of cable leftover to reach a wall or floor receptacle through the credenza storage component.

PRODUCT OPTIONS

Modesty Panel Position	Grain Direction	Credenza Style	Credenza Type	Depth	Width (6" increments)	Orientation
A 4" Recessed	H Horizontal	O Open Cabinet	A 20" deep, 4" Recessed Back, 8" deep Shelf	30, 36	66 - 96	L Left
B 8" Recessed	V Vertical	D Cabinet with Doors	B 24" deep, 4" Recessed Back, 12" deep Shelf			R Right

SAMPLE ORDER CODE

ZJNRH A	H	O	A	36	78	R
----------------	----------	----------	----------	-----------	-----------	----------

PRODUCT OPTIONS (CONTINUED)

Finish	Grommet Style & Location		Grommet Finish	Wire Management Notch
Flintwood	N No Grommet	H Rectangular Grommet Left and Center	A Satin Nickel	N None
Natural Veneer	A Rectangular Grommet Left	I Rectangular Grommet Right and Center	7 Platinum	L Left
CWS Custom Wood Stain	B Rectangular Grommet Right	J Round Grommet Left and Right	V Very White	R Right
	C Rectangular Grommet Centered	K Round Grommet Left and Center	E Ebony	B Both
	D Round Grommet Left	L Round Grommet Right and Center	X Anthracite	
	E Round Grommet Right		2 Burnished Bronze	
	F Round Grommet Centered		S Sepia Bronze	
	G Rectangular Grommet Left and Right		M Graphite	
			F Titanium Grey	
			1 Gilded Ash	

SAMPLE ORDER CODE (CONTINUED)

VE	A	E	N
-----------	----------	----------	----------

See pricing on following page.

Z J N R H
Height-Adjustable Run-Off with
Partial Modesty & Overlap Low
Credenza Connection (Continued)

DIMENSIONS
INCHES / MM

D	W
30 / 762	66 / 1676
30 / 762	72 / 1829
30 / 762	78 / 1981
30 / 762	84 / 2134
30 / 762	90 / 2286
30 / 762	96 / 2438
36 / 914	66 / 1676
36 / 914	72 / 1829
36 / 914	78 / 1981
36 / 914	84 / 2134
36 / 914	90 / 2286
36 / 914	96 / 2438

PRICING

OPEN CABINET (O)							
20" DEEP, 4" RECESSED BACK, 8" DEEP SHELF (A)				24" DEEP, 4" RECESSED BACK, 12" DEEP SHELF (B)			
VENEER		FLINTWOOD		VENEER		FLINTWOOD	
Vertical Grain	Horizontal Grain	Vertical Grain	Horizontal Grain	Vertical Grain	Horizontal Grain	Vertical Grain	Horizontal Grain
9281	9281	9061	9061	n/a	n/a	n/a	n/a
9348	9348	9120	9120	9488	9488	9243	9243
9454	9454	9222	9222	9596	9596	9347	9347
9522	9522	9285	9285	9661	9661	9408	9408
9628	9628	9387	9387	9768	9768	9510	9510
9695	9695	9450	9450	9835	9835	9573	9573
9775	9775	9511	9511	n/a	n/a	n/a	n/a
9851	9851	9583	9583	9934	9934	9658	9658
9968	9968	9695	9695	10053	10053	9771	9771
10046	10046	9766	9766	10129	10129	9843	9843
10162	10162	9879	9879	10246	10246	9954	9954
10239	10239	9949	9949	10323	10323	10026	10026

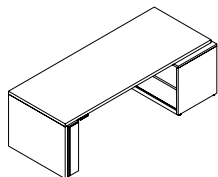
CABINET WITH DOORS (D)							
20" DEEP, 4" RECESSED BACK, 8" DEEP SHELF (A)				24" DEEP, 4" RECESSED BACK, 12" DEEP SHELF (B)			
VENEER		FLINTWOOD		VENEER		FLINTWOOD	
Vertical Grain	Horizontal Grain	Vertical Grain	Horizontal Grain	Vertical Grain	Horizontal Grain	Vertical Grain	Horizontal Grain
10215	10215	9969	9969	n/a	n/a	n/a	n/a
10281	10281	10031	10031	10423	10423	10154	10154
10389	10389	10134	10134	10529	10529	10257	10257
10455	10455	10196	10196	10595	10595	10319	10319
10562	10562	10298	10298	10703	10703	10421	10421
10630	10630	10360	10360	10768	10768	10482	10482
10721	10721	10486	10486	n/a	n/a	n/a	n/a
10800	10800	10558	10558	10882	10882	10635	10635
10914	10914	10669	10669	11000	11000	10745	10745
10993	10993	10740	10740	11076	11076	10816	10816
11109	11109	10852	10852	11194	11194	10929	10929
11187	11187	10924	10924	11270	11270	11000	11000

If Rectangular Grommet, Painted is specified, add 181 for each grommet
 If Rectangular Grommet, Satin Nickel (A) is specified, add 224 for each grommet
 If Round Grommet, Ebony (E) is specified, add 132 for each grommet
 If Round Grommet, Satin Nickel Coordinate (I) is specified, add 192 for each grommet

height-adjustable run-offs

Z J N Q H

Height-Adjustable Run-Off Shelf with Partial Modesty & Overlap Credenza Connection



WHAT'S INCLUDED

1 worksurface, 1 partial modesty, height adjustable mechanism, height adjustable switch, 1 credenza storage unit to house height adjustable leg, worksurface grommet (if specified), standard integrated wire management includes modesty grommet, wire looms, metal wire management sleeve, four-outlet power bar, metal cable tray

NOTES

Height Adjustable Range: 29" - 46-1/2".

Credenza Height is 27-1/2".

Credenza storage must be anchored to an adjacent storage unit or gable on at least one side.

Width and depth measurements of the overall Run-off includes credenza and pinch points. Therefore;

- User open knee space will vary by 4" based on credenza depth

- Run-Off worksurface will be 2" less than the overall Run-Off Depth (i.e. nominal 30" = 28" actual)

Default HA Switch location will be on the Gable side.

Flush or full modesty options are not available.

For Closed Cabinet Credenza Style, there will be usable shelf storage behind the removable panel without metal handles.

Wire Management Notch is specifiable for ease of cable routing from the credenza storage to adjacent units.

After cable routing through the run-off, the HA mechanism and power bar will have approximately two feet of cable leftover to reach a wall or floor receptacle through the credenza storage component.

PRODUCT OPTIONS

Modesty Panel Position	Grain Direction	Credenza Style	Credenza Type	Depth	Width (6" increments)	Orientation
A 4" Recessed	H Horizontal	O Open Cabinet	A 20" deep, 4" Recessed Back, 8" deep Shelf	30, 36	66 - 96	L Left
B 8" Recessed	V Vertical	C Closed Cabinet	B 24" deep, 4" Recessed Back, 12" deep Shelf			R Right

SAMPLE ORDER CODE

ZJNQH A	H	O	A	36	78	R
----------------	----------	----------	----------	-----------	-----------	----------

PRODUCT OPTIONS (CONTINUED)

Finish	Grommet Style & Location		Grommet Finish	Wire Management Notch
Flintwood	N No Grommet	H Rectangular Grommet Left and Center	A Satin Nickel	N None
Natural Veneer	A Rectangular Grommet Left	I Rectangular Grommet Right and Center	7 Platinum	L Left
CWS Custom Wood Stain	B Rectangular Grommet Right	J Round Grommet Left and Right	V Very White	R Right
	C Rectangular Grommet Centered	K Round Grommet Left and Center	E Ebony	B Both
	D Round Grommet Left	L Round Grommet Right and Center	X Anthracite	
	E Round Grommet Right		2 Burnished Bronze	
	F Round Grommet Centered		S Sepia Bronze	
	G Rectangular Grommet Left and Right		M Graphite	
			F Titanium Grey	
			1 Gilded Ash	

SAMPLE ORDER CODE (CONTINUED)

VE	A	E	N
-----------	----------	----------	----------

See pricing on following page.

Z J N Q H

Height-Adjustable Run-Off Shelf with Partial Modesty & Overlap Credenza Connection (Continued)

DIMENSIONS
INCHES / MM

D	W
30 / 762	66 / 1676
30 / 762	72 / 1829
30 / 762	78 / 1981
30 / 762	84 / 2134
30 / 762	90 / 2286
30 / 762	96 / 2438
36 / 914	66 / 1676
36 / 914	72 / 1829
36 / 914	78 / 1981
36 / 914	84 / 2134
36 / 914	90 / 2286
36 / 914	96 / 2438

PRICING

OPEN CABINET (O)							
20" DEEP, 4" RECESSED BACK, 8" DEEP SHELF (A)				24" DEEP, 4" RECESSED BACK, 12" DEEP SHELF (B)			
VENEER		FLINTWOOD		VENEER		FLINTWOOD	
Vertical Grain	Horizontal Grain	Vertical Grain	Horizontal Grain	Vertical Grain	Horizontal Grain	Vertical Grain	Horizontal Grain
9475	9475	9234	9234	n/a	n/a	n/a	n/a
9543	9543	9294	9294	9700	9700	9441	9441
9649	9649	9398	9398	9808	9808	9545	9545
9716	9716	9459	9459	9873	9873	9605	9605
9822	9822	9560	9560	9982	9982	9706	9706
9889	9889	9623	9623	10049	10049	9768	9768
9972	9972	9695	9695	n/a	n/a	n/a	n/a
10051	10051	9766	9766	10160	10160	9867	9867
10166	10166	9879	9879	10276	10276	9978	9978
10244	10244	9949	9949	10354	10354	10050	10050
10361	10361	10061	10061	10470	10470	10161	10161
10438	10438	10133	10133	10547	10547	10233	10233

CLOSED CABINET (C)							
20" DEEP, 4" RECESSED BACK, 8" DEEP SHELF (A)				24" DEEP, 4" RECESSED BACK, 12" DEEP SHELF (B)			
VENEER		FLINTWOOD		VENEER		FLINTWOOD	
Vertical Grain	Horizontal Grain	Vertical Grain	Horizontal Grain	Vertical Grain	Horizontal Grain	Vertical Grain	Horizontal Grain
10488	10488	10218	10218	n/a	n/a	n/a	n/a
10553	10553	10279	10279	10716	10716	10425	10425
10661	10661	10381	10381	10824	10824	10528	10528
10728	10728	10443	10443	10889	10889	10590	10590
10834	10834	10545	10545	10998	10998	10692	10692
10902	10902	10608	10608	11064	11064	10754	10754
11054	11054	10738	10738	n/a	n/a	n/a	n/a
11130	11130	10809	10809	11241	11241	10909	11241
11248	11248	10922	10922	11357	11357	11021	11357
11324	11324	10993	10993	11434	11434	11093	11434
11443	11443	11104	11104	11552	11552	11204	11552
11518	11518	11176	11176	11628	11628	11276	11628

If Rectangular Grommet, Painted is specified, add 181 for each grommet
 If Rectangular Grommet, Satin Nickel (A) is specified, add 224 for each grommet
 If Round Grommet, Ebony (E) is specified, add 132 for each grommet
 If Round Grommet, Satin Nickel Coordinate (I) is specified, add 192 for each grommet

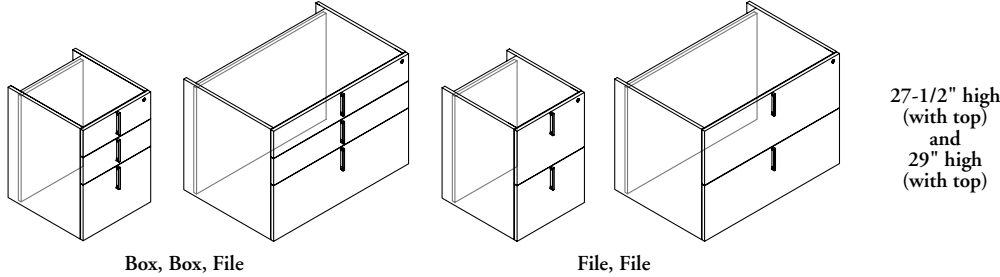
credenzas

credenzas product map

ZJFF Filing Cabinet – High, for use with Credenza Top

Page 300

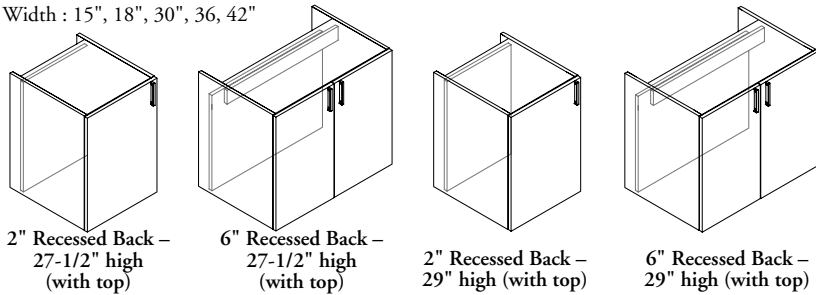
Credenza Top Height : 27-1/2" & 29" /
Depth : 20" & 24" / Width : 18", 30", 36"



ZJJD Cabinet with Doors – High, for use with Credenza Top

Page 302

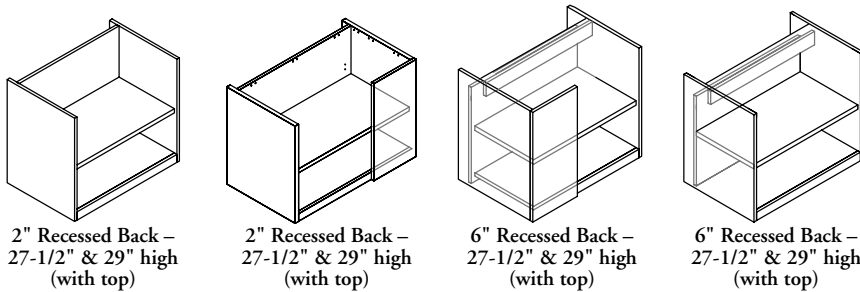
Credenza Top Height : 27-1/2 & 29" / Depth : 20" & 24" /
Width : 15", 18", 30", 36, 42"



ZJJC Open Cabinet – High, for use with Credenza Top

Page 304

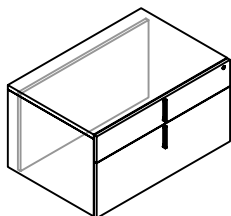
Credenza Top Height : 27-1/2" & 29" / Depth : 20" & 24" /
Width : 15", 18", 30", 36, 42"



ZJKB Box, File Cabinet – Low

Page 306

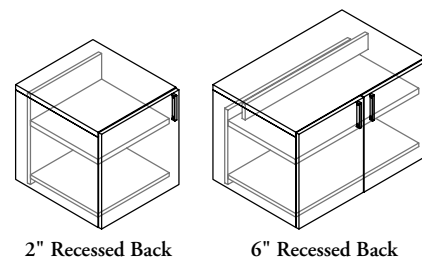
Depth : 20" & 24" / Width : 18", 30", 36"



ZJKD Cabinet with Doors – Low

Page 308

Depth : 20" & 24" / Width : 15", 18", 30" & 36"

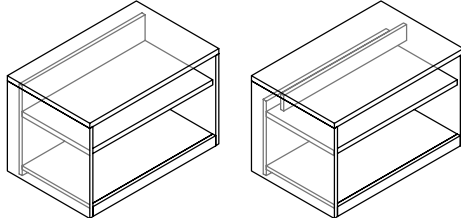


credenzas product map

ZJKC Open Cabinet – Low

Page 310

Depth : 20" & 24" / Width : 15", 18", 30", 36", 42"



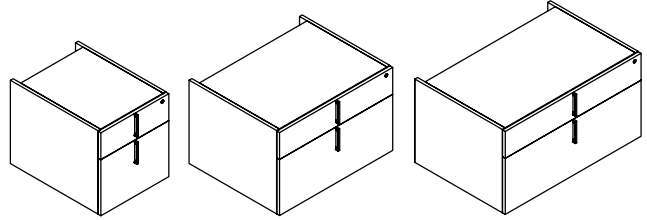
2" Recessed Back

6" Recessed Back

ZJQB Box, File Cabinet – Low, for use with Credenza Top

Page 312

Depth : 20" & 24" / Width : 18", 30", 36"



2" Recessed Back

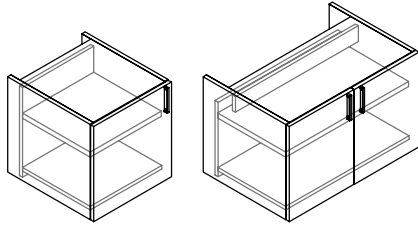
2" Recessed Back

2" Recessed Back

ZJQD Cabinet with Doors – Low, for use with Credenza Top

Page 314

Depth : 20" & 24" / Width : 15", 18", 30", 36", 42"



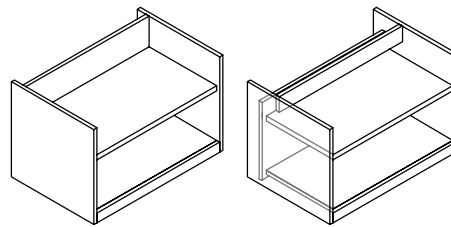
2" Recessed Back

6" Recessed Back

ZJQC Open Cabinet – Low, for use with Credenza Top

Page 316

Depth : 20" & 24" / Width : 15", 18", 30", 36", 42"



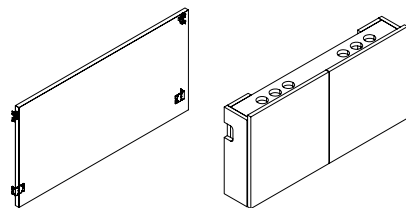
2" Recessed Back

6" Recessed Back

ZJAE Electrical Access Panel

Page 317

Height : 26" & 19-5/8" / Depth : 6" / Width : 30", 36", 42", 48", 54", 60"



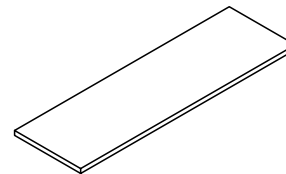
Standard

With Doors

ZJACN Credenza Top – Full Depth, No Wire Management Access

Page 320

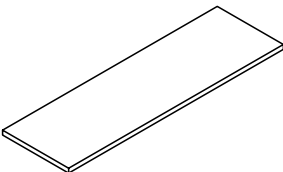
Depth : 20" & 24" / Width : 15", 18" & 30" - 108" (6" increments)



ZJAC Credenza Top – Full Depth

Page 318


Depth : 20" & 24" / Width : 15", 18" & 30" - 108" (6" increments)



ZJAD Credenza Top – Reduced Depth, for use with Wall Panels

Page 322

Depth : 17-1/2" & 21-1/2" / Width : 15", 18" & 30" - 108" (6" increments)

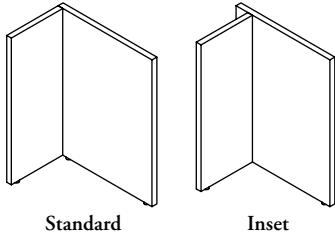


credenzas product map

ZJAL L Panel

Page 323

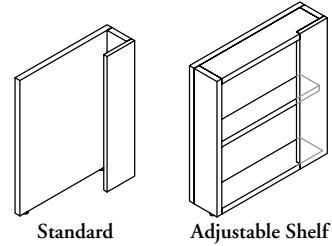
Height : 26" & 27-1/2" / Depth : 20" & 24" / Width : 12"



ZJAJ J Panel

Page 324

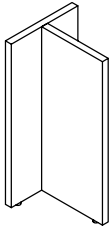
Height : 26" & 27-1/2" / Depth : 20" & 24" / Width : 6"



ZJAT T Panel

Page 325

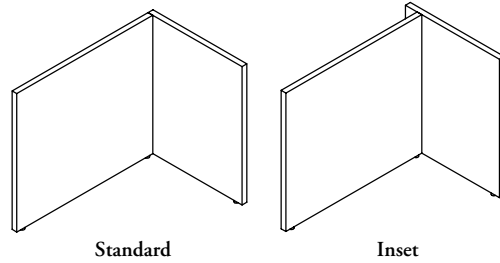
Height : 26" & 27-1/2" / Depth : 12" / Width : 12"



ZJAF Extended L Panel

Page 326

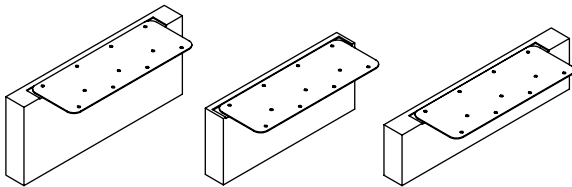
Height : 26" & 27-1/2" / Depth : 20" & 24" / Width : 30" - 66" (6" increments)



ZJAG Spacer for 19-5/8" High Low Credenza

Page 327

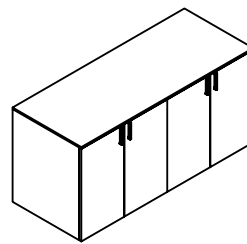
Credenza Depth : 20" & 24"



ZJXA Boardroom Credenza, 1/2" Top, 29H with Doors

Page 328

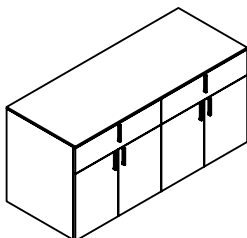
Credenza Depth : 20" & 24" / Width : 60", 72", 90", 108"



ZJXB Boardroom Credenza, 1/2" Top, 29H with Doors & Drawers

Page 330

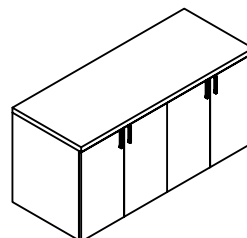
Credenza Depth : 20" & 24" / Width : 60", 72", 90", 108"



ZJXC Boardroom Credenza, 1-1/2" Top, 29H with Doors

Page 332

Credenza Depth : 20" & 24" / Width : 60", 72", 90", 108"

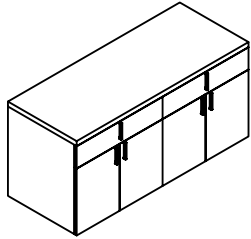


credenzas product map

ZJXD Boardroom Credenza, 1-1/2" Top, 29 H with Doors & Drawers

Page 334

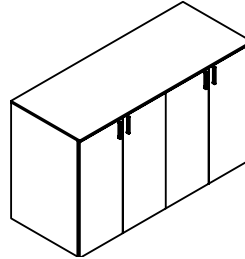
Credenza Depth : 20" & 24" / Width : 60", 72", 90", 108"



ZJYA Boardroom Credenza, 1/2" Top, 36 H with Doors

Page 336

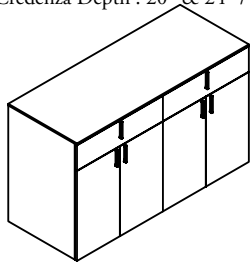
Credenza Depth : 20" & 24" / Width : 60", 72", 90", 108"



ZJYB Boardroom Credenza, 1/2" Top, 36 H with Doors & Drawers

Page 338

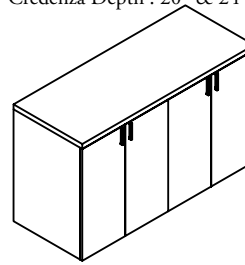
Credenza Depth : 20" & 24" / Width : 60", 72", 90", 108"



ZJYC Boardroom Credenza, 1-1/2" Top, 36 H with Doors

Page 340

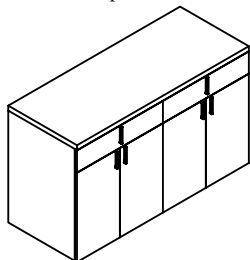
Credenza Depth : 20" & 24" / Width : 60", 72", 90", 108"



ZJYD Boardroom Credenza, 1-1/2" Top, 36H with Doors & Drawers

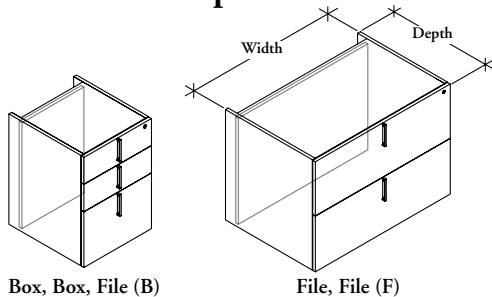
Page 342

Credenza Depth : 20" & 24" / Width : 60", 72", 90", 108"



ZJ J F

Filing Cabinet – High, for use with Credenza Top



Box, Box, File (B)

File, File (F)

WHAT'S INCLUDED

1 cabinet, drawers with pulls (as specified), 1 pencil tray (as specified), lock and keys (if specified).

NOTES

Unfinished back is inset 2" for wire management.

Pencil Tray is only available for Box, Box, File (B) Drawer Combinations with 18" width.

Pencil Tray for Ebony Drawer Boxes is available in Ebony (standard) or Solid Surface (upcharge).

Pencil Tray for Maple Drawer Boxes is available in Maple (standard) or Solid Surface (upcharge).

Horizontal grain direction Veneer Group 4 only.

Flintwood available in Open Pore finish only.

PRODUCT OPTIONS

Drawer Combination	Grain Direction	Credenza Top Height	Depth	Width	Finish
F File, File	H Horizontal	27 27-1/2"	20, 24	18, 30, 36	Flintwood
B Box, Box, File	V Vertical	29 29			Natural Veneer CWS Custom Wood Stain

SAMPLE ORDER CODE

ZJ J F B	H	29	20	18	DV
-----------------	----------	-----------	-----------	-----------	-----------

PRODUCT OPTIONS (CONTINUED)

Drawer Box and/or Pencil Tray Finish	Pull Style	Pull Finish	Lock	Lock Finish	Back Panel Wire Management
E Ebony Drawer Box (Only for 30", 36" Widths)	X Dossier Pull	A Satin Nickel	N No Lock	E Ebony	N None
	R Rectangular	E Ebony	L Lock	C Polished Chrome	L Left
EE Ebony Drawer Box, Ebony Pencil Tray (Only for 18" Wide)		7 Platinum			R Right
		V Very White			B Left & Right
EC Ebony Drawer Box, Solid Surface Pencil Tray (Only for 18" Wide)		X Anthracite			
		2 Burnished Bronze			
M Maple Drawer Box (Only for 30", 36" Widths)		S Sepia Bronze			
		M Graphite			
MM Maple Drawer Box, Maple Pencil Tray (Only for 18" Wide)		F Titanium Grey			
		1 Gilded Ash			
MC Maple Drawer Box, Solid Surface Pencil Tray (Only for 18" Wide)					

SAMPLE ORDER CODE (CONTINUED)

MM	X	A	N		R
-----------	----------	----------	----------	--	----------

See pricing on following page.

ZJJF

Filing Cabinet – High, for use with Credenza Top (Continued)

DIMENSIONS
INCHES / MM

Top "H"	D	W
27.5 / 699	20 / 508	18 / 457
27.5 / 699	20 / 508	30 / 762
27.5 / 699	20 / 508	36 / 914
27.5 / 699	24 / 610	18 / 457
27.5 / 699	24 / 610	30 / 762
27.5 / 699	24 / 610	36 / 914
29 / 737	20 / 508	18 / 457
29 / 737	20 / 508	30 / 762
29 / 737	20 / 508	36 / 914
29 / 737	20 / 508	18 / 457
29 / 737	24 / 610	30 / 762
29 / 737	24 / 610	36 / 914

PRICING

BOX, BOX, FILE (B)							
EBONY DRAWER BOX, EBONY PENCIL TRAY				MAPLE DRAWER BOX, MAPLE PENCIL TRAY			
VENEER		FLINTWOOD		VENEER		FLINTWOOD	
Vertical Grain	Horizontal Grain	Vertical Grain	Horizontal Grain	Vertical Grain	Horizontal Grain	Vertical Grain	Horizontal Grain
2501	2624	2389	2512	3024	3147	2913	3035
3177	3301	3049	3171	3855	3978	3725	3847
3279	3403	3143	3267	4017	4142	3883	4007
2574	2697	2458	2580	3097	3222	2982	3103
3264	3387	3129	3252	3941	4064	3806	3930
3372	3495	3231	3353	4111	4234	3969	4091
2544	2667	2433	2556	3066	3191	2956	3080
3239	3363	3109	3233	3915	4039	3787	3910
3347	3471	3211	3335	4085	4209	3951	4075
2617	2741	2501	2624	3139	3264	3024	3147
3326	3448	3191	3311	4004	4125	3867	3989
3441	3563	3299	3422	4179	4302	4037	4159

FILE, FILE (F)							
EBONY DRAWER BOX				MAPLE DRAWER BOX			
VENEER		FLINTWOOD		VENEER		FLINTWOOD	
Vertical Grain	Horizontal Grain	Vertical Grain	Horizontal Grain	Vertical Grain	Horizontal Grain	Vertical Grain	Horizontal Grain
2343	2466	2232	2356	2775	2897	2662	2786
2971	3095	2843	2965	3589	3710	3457	3580
3086	3207	2950	3072	3763	3885	3627	3749
2417	2539	2299	2423	2848	2970	2731	2854
3058	3181	2923	3047	3673	3797	3539	3662
3177	3301	3035	3159	3855	3978	3714	3837
2386	2509	2275	2386	2817	2940	2706	2817
3033	3157	2904	3028	3649	3771	3520	3643
3154	3276	3017	3139	3831	3953	3695	3818
2460	2583	2343	2466	2890	3014	2775	2897
3120	3242	2985	3107	3736	3860	3599	3723
3244	3369	3103	3227	3921	4046	3781	3905

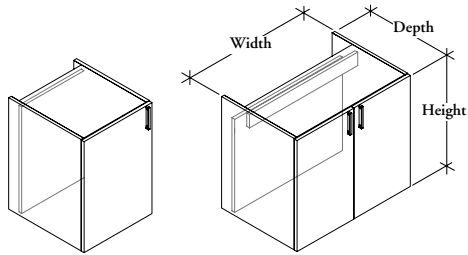
If Lock (L) is specified, add 93

If Solid Surface Pencil Tray is specified, add 444

To order a Custom Color for Dossier please use the code ZCCWS. A one time 978 list charge per color applies.

ZJJD

Cabinet with Doors – High, for use with Credenza Top



2" Recessed Back – 27-1/2" high (with top) (Left Shown)

6" Recessed Back – 27-1/2" high (with top)

WHAT'S INCLUDED

1 cabinet, soft close hinged door(s), 1 height-adjustable shelf, spacers (as specified), lock and keys (if specified).

NOTES

Recessed back is unfinished and inset 2" for wire management or 6" with interior access panel.

6" Recessed Back is only available on widths 30", 36" and 42".

Orientation only required for widths 15" and 18".

Horizontal grain direction Veneer Group 4 only.

Flintwood available in Open Pore finish only.

PRODUCT OPTIONS

Recessed Back Style	Grain Direction	Credenza Top Height	Depth	Width
2 2" Recessed Back	H Horizontal	27 27-1/2	20, 24	15, 18, 30, 36, 42
6 6" Recessed Back	V Vertical	29 29		

SAMPLE ORDER CODE

ZJJD 6	H	27	24	36
---------------	----------	-----------	-----------	-----------

PRODUCT OPTIONS (CONTINUED)

Orientation	Finish	Pull Style	Pull Finish	Lock	Lock Finish	Back Panel Wire Management
L Left	Flintwood	X Dossier Pull	A Satin Nickel	N No Lock	E Ebony	N None
R Right	Natural Veneer CWS Custom Wood Stain	R Rectangular	E Ebony 7 Platinum V Very White X Anthracite 2 Burnished Bronze S Sepia Bronze M Graphite F Titanium Grey 1 Gilded Ash	L Lock	C Polished Chrome	L Left R Right B Left & Right

SAMPLE ORDER CODE (CONTINUED)

DV	X	A	L	C	N
-----------	----------	----------	----------	----------	----------

See pricing on following page.

ZJJD

Cabinet with Doors – High, for use with Credenza Top (Continued)

DIMENSIONS

INCHES / MM

Top "H"	D	W
27.5 / 699	20 / 508	15 / 381
27.5 / 699	20 / 508	18 / 457
27.5 / 699	20 / 508	30 / 762
27.5 / 699	20 / 508	36 / 914
27.5 / 699	20 / 508	42 / 1067
27.5 / 699	24 / 610	15 / 381
27.5 / 699	24 / 610	18 / 457
27.5 / 699	24 / 610	30 / 762
27.5 / 699	24 / 610	36 / 914
27.5 / 699	24 / 610	42 / 1067
29 / 737	20 / 508	15 / 381
29 / 737	20 / 508	18 / 457
29 / 737	20 / 508	30 / 762
29 / 737	20 / 508	36 / 914
29 / 737	20 / 508	42 / 1067
29 / 737	24 / 610	15 / 381
29 / 737	24 / 610	18 / 457
29 / 737	24 / 610	30 / 762
29 / 737	24 / 610	36 / 914
29 / 737	24 / 610	42 / 1067
27.5 / 699	20 / 508	30 / 762
27.5 / 699	20 / 508	36 / 914
27.5 / 699	20 / 508	42 / 1067
27.5 / 699	24 / 610	30 / 762
27.5 / 699	24 / 610	36 / 914
27.5 / 699	24 / 610	42 / 1067
29 / 737	20 / 508	30 / 762
29 / 737	20 / 508	36 / 914
29 / 737	20 / 508	42 / 1067
29 / 737	24 / 610	30 / 762
29 / 737	24 / 610	36 / 914
29 / 737	24 / 610	42 / 1067

PRICING

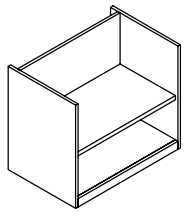
2" RECESSED BACK (2)			
VENEER		FLINTWOOD	
Vertical Grain	Horizontal Grain	Vertical Grain	Horizontal Grain
2001	2123	1891	2013
2117	2241	1995	2117
2701	2824	2565	2689
2857	2982	2716	2840
3064	3188	2917	3038
2105	2229	1995	2117
2230	2353	2106	2230
2843	2965	2708	2829
3014	3136	2872	2995
3235	3358	3088	3210
2112	2235	2001	2123
2229	2351	2105	2229
2818	2942	2682	2806
2975	3097	2833	2956
3188	3309	3038	3162
2216	2339	2105	2229
2341	2463	2217	2341
2960	3084	2824	2948
3131	3254	2989	3112
3358	3481	3210	3334
6" RECESSED BACK (6)			
VENEER		FLINTWOOD	
Vertical Grain	Horizontal Grain	Vertical Grain	Horizontal Grain
2701	2942	2565	2806
2857	3097	2716	2956
3064	3309	2917	3162
2843	3084	2708	2948
3014	3254	2872	3112
3235	3481	3088	3334
2818	3064	2682	2928
2975	3222	2833	3080
3188	3433	3038	3286
2960	3205	2824	3070
3131	3377	2989	3235
3358	3603	3210	3456

If Lock (L) is specified, add 93

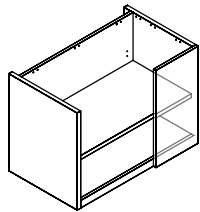
To order a Custom Color for Dossier please use the code ZCCWS. A one time 978 list charge per color applies.

ZJJC

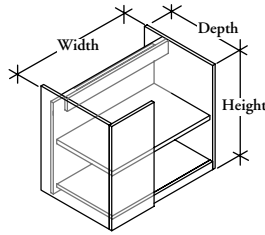
Open Cabinet – High, for use with Credenza Top



2" Recessed Back –
27-1/2" & 29" high
(with top)



2" Recessed Back –
27-1/2" & 29" high
(with top) (Right shown)



6" Recessed Back –
27-1/2" & 29" high
(with top) (Left shown)

WHAT'S INCLUDED

1 open cabinet, 1 height-adjustable shelf.

NOTES

Recessed back is unfinished and inset 2" for wire management or 6" with interior access panel.

6" Recessed Back is only available on widths 30", 36" and 42".

27-1/2" Credenza Top Height has an open top.

29" Credenza Top Height has an enclosed top and includes spacers.

Horizontal grain direction Veneer Group 4 only.

Flintwood available in Open Pore finish only.

PRODUCT OPTIONS

Case Style	Recessed Back Style	Grain Direction	Credenza Top Height	Depth
O Open	2 2" Recessed Back	H Horizontal	27 27-1/2	20, 24
M 12" Modesty Filler Panel	6 6" Recessed Back	V Vertical	29 29	

SAMPLE ORDER CODE

ZJJC O	2	V	29	20
---------------	----------	----------	-----------	-----------

PRODUCT OPTIONS (CONTINUED)

Width	Orientation	Finish	Back Panel Wire Management
15, 18, 30, 36, 42	L Left R Right	Flintwood Natural Veneer CWS Custom Wood Stain	N None L Left R Right B Left & Right

SAMPLE ORDER CODE (CONTINUED)

30	L	DV	B
-----------	----------	-----------	----------

See pricing on following page.

ZJJC

Open Cabinet – High, for use with
Credenza Top (Continued)

DIMENSIONS

INCHES / MM

Top "H"	D	W
27.5 / 699	20 / 508	15 / 381
27.5 / 699	20 / 508	18 / 457
27.5 / 699	20 / 508	30 / 7629
27.5 / 699	20 / 508	36 / 914
27.5 / 699	20 / 508	42 / 1067
27.5 / 699	24 / 610	15 / 381
27.5 / 699	24 / 610	18 / 457
27.5 / 699	24 / 610	30 / 762
27.5 / 699	24 / 610	36 / 914
27.5 / 699	24 / 610	42 / 1067
29 / 737	20 / 508	15 / 381
29 / 737	20 / 508	18 / 457
29 / 737	20 / 508	30 / 762
29 / 737	20 / 508	36 / 914
29 / 737	20 / 508	42 / 1067
29 / 737	24 / 610	15 / 381
29 / 737	24 / 610	18 / 457
29 / 737	24 / 610	30 / 762
29 / 737	24 / 610	36 / 914
29 / 737	24 / 610	42 / 1067
27.5 / 699	20 / 508	30 / 762
27.5 / 699	20 / 508	36 / 914
27.5 / 699	20 / 508	42 / 1067
27.5 / 699	24 / 610	30 / 762
27.5 / 699	24 / 610	36 / 914
27.5 / 699	24 / 610	42 / 1067
29 / 737	20 / 508	30 / 762
29 / 737	20 / 508	36 / 914
29 / 737	20 / 508	42 / 1067
29 / 737	24 / 610	30 / 762
29 / 737	24 / 610	36 / 914
29 / 737	24 / 610	42 / 1067

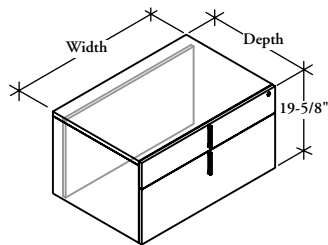
PRICING

OPEN (O)			
VENEER		FLINTWOOD	
Vertical Grain	Horizontal Grain	Vertical Grain	Horizontal Grain
1584	1711	1509	1603
1633	1727	1548	1639
2006	2099	1907	2001
2109	2259	2004	2097
2212	2303	2100	2192
1687	1779	1612	1705
1744	1836	1658	1751
2144	2237	2045	2138
2259	2420	2153	2246
2374	2466	2263	2356
1645	1736	1571	1663
1695	1788	1609	1701
2074	2168	1975	2069
2176	2269	2072	2165
2285	2378	2174	2266
1749	1839	1675	1765
1805	1899	1721	1811
2212	2303	2113	2205
2326	2419	2221	2315
2448	2539	2337	2428
12" MODESTY FILLER PANEL (M)			
VENEER		FLINTWOOD	
Vertical Grain	Horizontal Grain	Vertical Grain	Horizontal Grain
2130	2290	2031	2191
2232	2391	2127	2287
2335	2501	2222	2389
2266	2426	2169	2327
2383	2592	2278	2487
2496	2713	2386	2602
2197	2383	2099	2284
2299	2485	2195	2381
2408	2593	2297	2483
2335	2520	2237	2420
2500	2683	2394	2579
2619	2804	2509	2694

To order a Custom Color for Dossier please use the code ZCCWS. A one time 978 list charge per color applies.

Z J K B

Box, File Cabinet – Low



WHAT'S INCLUDED

1 cabinet, drawers with pulls (as specified), 1 pencil tray (as specified), lock and keys (if specified).

NOTES

Unfinished back is inset 2" for wire management.

Pencil Tray is only available for Box, Box, File (B) Drawer Combinations with 18" width.

Pencil Tray for Ebony Drawer Boxes is available in Ebony (standard) or Solid Surface (upcharge).

Pencil Tray for Maple Drawer Boxes is available in Maple (standard) or Solid Surface (upcharge).

Case height is 19-5/8" and has a finished top.

Horizontal grain direction Veneer Group 4 only.

Flintwood available in Open Pore finish only.

PRODUCT OPTIONS

Grain Direction	Depth	Width	Veneer Finish	Drawer Box and/ or Pencil Tray Finish
H Horizontal	20, 24	18, 30, 36	Flintwood Natural Veneer CWS Custom Wood Stain	E Ebony Drawer Box (Only for 30", 36" Widths)
V Vertical				EE Ebony Drawer Box, Ebony Pencil Tray (Only for 18" Wide)
				EC Ebony Drawer Box, Solid Surface Pencil Tray (Only for 18" Wide)
				M Maple Drawer Box (Only for 30", 36" Widths)
				MM Maple Drawer Box, Maple Pencil Tray (Only for 18" Wide)
				MC Maple Drawer Box, Solid Surface Pencil Tray (Only for 18" Wide)

SAMPLE ORDER CODE

ZJKB H	20	36	DV	M
---------------	-----------	-----------	-----------	----------

PRODUCT OPTIONS (CONTINUED)

Pull Style	Pull Finish	Lock	Lock Finish	Back Panel Wire Management
X Dossier Pull	A Satin Nickel	N No Lock	E Ebony	N None
R Rectangular	E Ebony	L Lock	C Polished Chrome	L Left
	7 Platinum			
	V Very White			
	X Anthracite			
	2 Burnished Bronze			
	S Sepia Bronze			
	M Graphite			
	F Titanium Grey			
	1 Gilded Ash			R Right
				B Left & Right

SAMPLE ORDER CODE (CONTINUED)

R	E	L	E	L
----------	----------	----------	----------	----------

See pricing on following page.

Z J K B

Box/File Cabinet – Low (Continued)

**DIMENSIONS
INCHES / MM**

D	W
20 / 508	18 / 457
20 / 508	30 / 762
20 / 508	36 / 914
24 / 610	18 / 457
24 / 610	30 / 762
24 / 610	36 / 914

PRICING

EBONY DRAWER BOX, EBONY PENCIL TRAY				MAPLE DRAWER BOX, MAPLE PENCIL TRAY			
VENEER		FLINTWOOD		VENEER		FLINTWOOD	
Vertical Grain	Horizontal Grain	Vertical Grain	Horizontal Grain	Vertical Grain	Horizontal Grain	Vertical Grain	Horizontal Grain
2249	2358	2138	2240	2520	2639	2407	2522
2744	2861	2608	2718	3072	3204	2935	3061
2845	2966	2704	2819	3188	3323	3047	3175
2312	2421	2195	2300	2588	2713	2472	2592
3162	2946	3005	2796	3162	3299	3107	3152
3285	3060	3122	2909	3285	3427	3211	3275

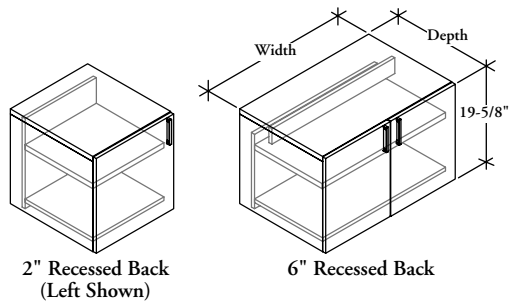
If Lock (L) is specified, add 93

If Solid Surface Pencil Tray is specified, add 444

To order a Custom Color for Dossier please use the code ZCCWS. A one time 978 list charge per color applies.

ZJKD

Cabinet with Doors – Low



WHAT'S INCLUDED

1 cabinet, soft close hinged door(s), 1 height-adjustable shelf, lock and keys (if specified), grommet or data/electrical module (if specified).

NOTES

Recessed back is unfinished and inset 2" for wire management or 6" with interior access panel.

6" Recessed Back is only available on widths 30", 36" and 42".

Orientation only required for widths 15" and 18".

Data/Electrical options are not available with 2" recessed back

Round Grommet is only available in Satin Nickel Coordinate and Ebony.

Case height is 19-5/8" and has a finished top.

Horizontal grain direction Veneer Group 4 only.

Flintwood available in Open Pore finish only.

PRODUCT OPTIONS

Recessed Back Style	Grain Direction	Depth	Width	Orientation	Veneer Finish	Pull Style	Pull Finish	Lock
2 2" Recessed Back	H Horizontal	20, 24	15, 18, 30, 36, 42	L Left	Flintwood	X Dossier Pull	(7) Platinum	N No Lock
6 6" Recessed Back	V Vertical			R Right	Natural Veneer	R Rectangular	(V) Very White	L Lock
					CWS Custom Wood Stain		(E) Ebony	
							A Satin Nickel	

SAMPLE ORDER CODE

ZJKD 2	V	20	18	R	DV	R	L	N
--------	---	----	----	---	----	---	---	---

PRODUCT OPTIONS (CONTINUED)

Lock Finish	Left Data/Electrical	Left Grommet Finish (if specified)	Module Finish (if specified)	Right Data/Electrical	Right Grommet Finish (if specified)	Module Finish (if specified)	Back Panel Wire Management
E Ebony	N None	A Satin Nickel	B Black	N None	A Satin Nickel	B Black	N None
C Polished Chrome	R Rectangular Grommet	E Ebony	W White	R Rectangular Grommet	E Ebony	W White	L Left
	C Round Grommet	7 Platinum		C Round Grommet	7 Platinum		R Right
	D Data/Electrical Module	V Very White		D Data/Electrical Module	V Very White		B Left & Right
		I Satin Nickel Coordinate			I Satin Nickel Coordinate		
		X Anthracite			X Anthracite		
		2 Burnished Bronze			2 Burnished Bronze		
		S Sepia Bronze			S Sepia Bronze		
		M Graphite			M Graphite		
		F Titanium Grey			F Titanium Grey		
		1 Gilded Ash			1 Gilded Ash		

SAMPLE ORDER CODE (CONTINUED)

	N			R	A		L
--	---	--	--	---	---	--	---

See pricing on following page.

Z J K D
Cabinet with Doors – Low
(Continued)

DIMENSIONS
INCHES / MM

D	W
20 / 508	15 / 381
20 / 508	18 / 457
20 / 508	30 / 762
20 / 508	36 / 914
20 / 508	42 / 1067
24 / 610	15 / 381
24 / 610	18 / 457
24 / 610	30 / 762
24 / 610	36 / 914
24 / 610	42 / 1067

PRICING

2" RECESSED BACK (2)					
VENEER			FLINTWOOD		
Vertical Grain	Horizontal Grain		Vertical Grain	Horizontal Grain	
2202	2377		2093	2258	
2368	2548		2250	2421	
2991	3193		2843	3032	
3156	3367		2997	3198	
3372	3594		3203	3413	
2307	2486		2190	2361	
2481	2668		2357	2535	
3142	3352		2986	3185	
3326	3547		3159	3370	
3562	3796		3383	3604	

6" RECESSED BACK (6)					
VENEER			FLINTWOOD		
Vertical Grain	Horizontal Grain		Vertical Grain	Horizontal Grain	
2991	3193		2843	3032	
3156	3367		2997	3198	
3372	3594		3203	3413	
3142	3352		2986	3185	
3326	3547		3159	3370	
3562	3796		3383	3604	

If Rectangular Grommet, Painted is specified, add 181

If Rectangular Grommet, Satin Nickel (A) is specified, add 224

If Round Grommet, Ebony (E) is specified, add 132

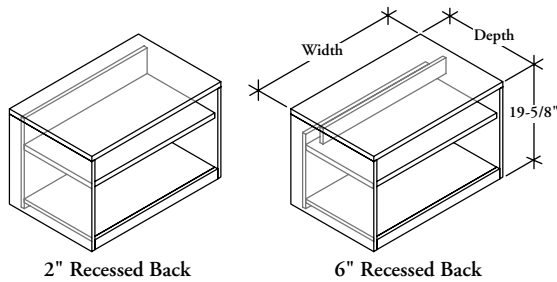
If Round Grommet, Satin Nickel Coordinate (I) is specified, add 192

If Data/Electrical Module (D) is specified, add 763

If Lock (L) is specified, add 93

To order a Custom Color for Dossier please use the code ZCCWS. A one time 978 list charge per color applies.

ZJKC Open Cabinet – Low



WHAT'S INCLUDED

1 open cabinet, 1 height-adjustable shelf

NOTES

Recessed back is unfinished and inset 2" for wire management or 6" with interior access panel.

6" Recessed Back is only available on widths 30", 36" and 42".

Case height is 19-5/8" and has a finished top.

Horizontal grain direction Veneer Group 4 only.

Flintwood available in Open Pore finish only.

PRODUCT OPTIONS

Recessed Back Style	Grain Direction	Depth	Width	Veneer Finish
2 2" Recessed Back	H Horizontal	20, 24	15, 18, 30, 36, 42	Flintwood
6 6" Recessed Back	V Vertical			Natural Veneer CWS Custom Wood Stain

SAMPLE ORDER CODE

ZJKC 2	V	24	42	DV
---------------	----------	-----------	-----------	-----------

PRODUCT OPTIONS (CONTINUED)

Left Data/ Electrical	Left Grommet Finish (if specified)	Module Finish (if specified)	Right Data/ Electrical	Right Grommet Finish (if specified)	Module Finish (if specified)	Back Panel Wire Management
N None	A Satin Nickel	B Black	N None	A Satin Nickel	B Black	N None
R Rectangular Grommet	E Ebony	W White	R Rectangular Grommet	E Ebony	W White	L Left
C Round Grommet	7 Platinum		C Round Grommet	7 Platinum		R Right
D Data/Electrical Module	V Very White		D Data/Electrical Module	V Very White		B Left & Right
	I Satin Nickel Coordinate			I Satin Nickel Coordinate		
	X Anthracite			X Anthracite		
	2 Burnished Bronze			2 Burnished Bronze		
	S Sepia Bronze			S Sepia Bronze		
	M Graphite			M Graphite		
	F Titanium Grey			F Titanium Grey		
	1 Gilded Ash			1 Gilded Ash		

SAMPLE ORDER CODE (CONTINUED)

N			R	A		L
----------	--	--	----------	----------	--	----------

See pricing on following page.

Z J K C
Open Cabinet – Low (Continued)

DIMENSIONS
INCHES / MM

D	W
20 / 508	15 / 381
20 / 508	18 / 457
20 / 508	30 / 762
20 / 508	36 / 914
20 / 508	42 / 1067
24 / 610	15 / 381
24 / 610	18 / 457
24 / 610	30 / 762
24 / 610	36 / 914
24 / 610	42 / 1067

PRICING

2" RECESSED BACK (2)					
VENEER			FLINTWOOD		
Vertical Grain	Horizontal Grain		Vertical Grain	Horizontal Grain	
1677	1797		1592	1706	
1780	1903		1691	1807	
2197	2333		2088	2215	
2320	2461		2205	2338	
2443	2590		2321	2461	
1778	1904		1689	1809	
1892	2021		1797	1921	
2346	2490		2230	2366	
2489	2641		2365	2509	
2632	2790		2501	2652	

6" RECESSED BACK (6)					
VENEER			FLINTWOOD		
Vertical Grain	Horizontal Grain		Vertical Grain	Horizontal Grain	
2197	2333		2067	2191	
2320	2461		2181	2314	
2443	2590		2297	2435	
2346	2490		2207	2342	
2489	2641		2341	2483	
2632	2790		2474	2624	

If Rectangular Grommet, Painted is specified, add 181

If Rectangular Grommet, Satin Nickel (A) is specified, add 224

If Round Grommet, Ebony (E) is specified, add 132

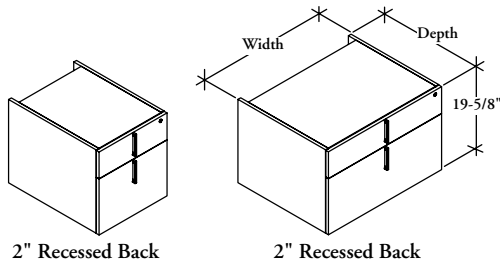
If Round Grommet, Satin Nickel Coordinate (I) is specified, add 192

If Data/Electrical Module (D) is specified, add 763

To order a Custom Color for Dossier please use the code ZCCWS. A one time 978 list charge per color applies.

Z J Q B

Box, File Cabinet – Low, for use with Credenza Top



WHAT'S INCLUDED

1 cabinet, drawers with pulls (as specified), 1 pencil tray (as specified), lock and keys (if specified).

NOTES

Unfinished back is inset 2" for wire management.

Pencil Tray is only available for Box, Box, File (B) Drawer Combinations with 18" width.

Pencil Tray for Ebony Drawer Boxes is available in Ebony (standard) or Solid Surface (upcharge).

Pencil Tray for Maple Drawer Boxes is available in Maple (standard) or Solid Surface (upcharge).

Case height without top is 19-5/8", case height with top is 21-1/8".

Horizontal grain direction Veneer Group 4 only.

Flintwood available in Open Pore finish only.

PRODUCT OPTIONS

Grain Direction	Depth	Width	Veneer Finish	Drawer Box and/ or Pencil Tray Finish
H Horizontal	20, 24	18, 30, 36	Flintwood Natural Veneer CWS Custom Wood Stain	E Ebony Drawer Box (Only for 30", 36" Widths)
V Vertical				EE Ebony Drawer Box, Ebony Pencil Tray (Only for 18" Wide)
				EC Ebony Drawer Box, Solid Surface Pencil Tray (Only for 18" Wide)
				M Maple Drawer Box (Only for 30", 36" Widths)
				MM Maple Drawer Box, Maple Pencil Tray (Only for 18" Wide)
				MC Maple Drawer Box, Solid Surface Pencil Tray (Only for 18" Wide)

SAMPLE ORDER CODE

ZJQB H	20	30	DV	M
---------------	-----------	-----------	-----------	----------

PRODUCT OPTIONS (CONTINUED)

Pull Style	Pull Finish	Lock	Lock Finish	Back Panel Wire Management
X Dossier Pull	A Satin Nickel	N No Lock	E Ebony	N None
R Rectangular	E Ebony	L Lock	C Polished Chrome	L Left R Right B Left & Right
	7 Platinum			
	V Very White			
	X Anthracite			
	2 Burnished Bronze			
	S Sepia Bronze			
	M Graphite			
	F Titanium Grey			
	1 Gilded Ash			

SAMPLE ORDER CODE (CONTINUED)

X	O	L	C	B
----------	----------	----------	----------	----------

See pricing on following page.

Z J Q B

Box, File Cabinet – Low, for use with Credenza Top (Continued)

**DIMENSIONS
INCHES / MM**

D	W
20 / 508	18 / 457
20 / 508	30 / 762
20 / 508	36 / 914
24 / 610	18 / 457
24 / 610	30 / 762
24 / 610	36 / 914

PRICING

EBONY DRAWER BOX, EBONY PENCIL TRAY				MAPLE DRAWER BOX, MAPLE PENCIL TRAY			
VENEER		FLINTWOOD		VENEER		FLINTWOOD	
Vertical Grain	Horizontal Grain	Vertical Grain	Horizontal Grain	Vertical Grain	Horizontal Grain	Vertical Grain	Horizontal Grain
2104	2210	2000	2098	2358	2473	2253	2362
2570	2679	2441	2545	2878	2999	2750	2865
2655	2767	2523	2630	2972	3099	2841	2962
2333	2438	2215	2316	2611	2730	2493	2608
2639	2751	2508	2612	2956	3081	2824	2943
2731	2845	2594	2704	3058	3188	2922	3047

If Solid Surface Pencil Tray is specified, add 444

If Rectangular Grommet, Painted is specified, add 181

If Rectangular Grommet, Satin Nickel (A) is specified, add 224

If Round Grommet, Ebony (E) is specified, add 132

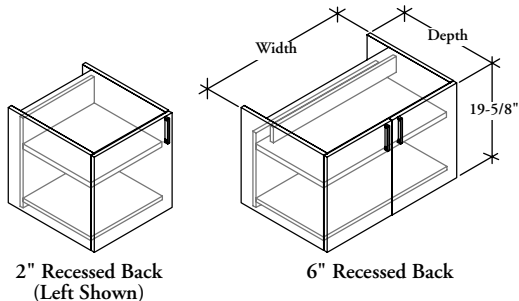
If Round Grommet, Satin Nickel Coordinate (I) is specified, add 192

If Lock (L) is specified, add 93

To order a Custom Color for Dossier please use the code ZCCWS. A one time 978 list charge per color applies.

ZJQD

Cabinet with Doors – Low, for use with Credenza Top



2" Recessed Back
(Left Shown)

6" Recessed Back

WHAT'S INCLUDED

1 cabinet, soft close hinged door(s), 1 height-adjustable shelf, lock and keys (if specified)

NOTES

Recessed back is unfinished and inset 2" for wire management or 6" with interior access panel.

6" Recessed Back is only available on widths 30", 36" and 42".

Orientation only required for widths 15" and 18".

Case height without top is 19-5/8", case height with top is 21-1/8".

Horizontal grain direction Veneer Group 4 only.

Flintwood available in Open Pore finish only.

PRODUCT OPTIONS

Recessed Back Style	Grain Direction	Depth	Width	Orientation
2 2" Recessed Back	H Horizontal	20, 24	15, 18, 30, 36, 42	L Left
6 6" Recessed Back	V Vertical			R Right

SAMPLE ORDER CODE

ZJQD 6	V	20	30	
--------	---	----	----	--

PRODUCT OPTIONS (CONTINUED)

Veneer Finish	Pull Style	Pull Finish	Lock	Lock Finish	Back Panel Wire Management
Flintwood	X Dossier Pull	A Satin Nickel	N No Lock	E Ebony	N None
Veneer	R Rectangular	E Ebony	L Lock	C Polished Chrome	L Left
CWS Custom Wood Stain		7 Platinum			R Right
		V Very White			B Left & Right
		X Anthracite			
		2 Burnished Bronze			
		S Sepia Bronze			
		M Graphite			
		F Titanium Grey			
		1 Gilded Ash			

SAMPLE ORDER CODE (CONTINUED)

DV	X	A	N		R
----	---	---	---	--	---

See pricing on following page.

ZJQD

Cabinet with Doors – Low, for use with Credenza Top (Continued)

DIMENSIONS
INCHES / MM

D	W
20 / 508	15 / 381
20 / 508	18 / 457
20 / 508	30 / 762
20 / 508	36 / 914
20 / 508	42 / 1067
24 / 610	15 / 381
24 / 610	18 / 457
24 / 610	30 / 762
24 / 610	36 / 914
24 / 610	42 / 1067

PRICING

2" RECESSED BACK (2)					
VENEER			FLINTWOOD		
Vertical Grain	Horizontal Grain		Vertical Grain	Horizontal Grain	
2008	2172		1907	2065	
2152	2327		2046	2213	
2745	2936		2609	2790	
2892	3095		2750	2940	
3095	3305		2940	3139	
2105	2274		2001	2161	
2256	2438		2144	2316	
2881	3082		2736	2927	
3046	3257		2891	3094	
3264	3483		3101	3309	

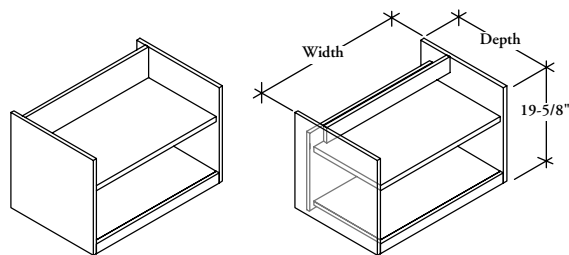
6" RECESSED BACK (6)					
VENEER			FLINTWOOD		
Vertical Grain	Horizontal Grain		Vertical Grain	Horizontal Grain	
2745	2936		2609	2790	
2892	3095		2750	2940	
3095	3305		2940	3139	
2881	3082		2736	2927	
3046	3257		2891	3094	
3264	3483		3101	3309	

If Lock (L) is specified, add 93

To order a Custom Color for Dossier please use the code ZCCWS. A one time 978 list charge per color applies.

ZJQC

Open Cabinet – Low for use with Credenza Top



2" Recessed Back

6" Recessed Back

WHAT'S INCLUDED

1 open cabinet, 1 height-adjustable shelf.

NOTES

Recessed back is unfinished and inset 2" for wire management or 6" with interior access panel.

6" Recessed Back is only available on widths 30", 36" and 42".

Case height without top is 19-5/8", case height with top is 21-1/8".

Flintwood available in Open Pore finish only.

PRODUCT OPTIONS

Recessed Back Style	Grain Direction	Depth	Width	Veneer Finish	Back Panel Wire Management
2 2" Recessed Back	H Horizontal	20, 24	15, 18, 30, 36, 42	Flintwood	N None
6 6" Recessed Back	V Vertical			Veneer	L Left
				CWS Custom Wood Stain	R Right
					B Left & Right

SAMPLE ORDER CODE

ZJQC 2	V	24	42	DV	N
--------	---	----	----	----	---

DIMENSIONS INCHES / MM

D	W
20 / 508	15 / 381
20 / 508	18 / 457
20 / 508	30 / 762
20 / 508	36 / 914
20 / 508	42 / 1067
24 / 610	15 / 381
24 / 610	18 / 457
24 / 610	30 / 762
24 / 610	36 / 914
24 / 610	42 / 1067

PRICING

2" RECESSED BACK (2)			
VENEER		FLINTWOOD	
Vertical Grain	Horizontal Grain	Vertical Grain	Horizontal Grain
1477	1553	1403	1475
1564	1645	1487	1562
1917	2008	1822	1907
2007	2106	1907	2002
2099	2203	1995	2095
1565	1649	1487	1565
1658	1746	1576	1658
2038	2139	1935	2031
2142	2249	2035	2138
2246	2361	2136	2243
6" RECESSED BACK (6)			
VENEER		FLINTWOOD	
Vertical Grain	Horizontal Grain	Vertical Grain	Horizontal Grain
1917	2008	1822	1907
2007	2106	1907	2002
2099	2203	1995	2095
2038	2139	1935	2031
2142	2249	2035	2138
2246	2361	2136	2243

To order a Custom Color for Dossier please use the code ZCCWS. A one time 978 list charge per color applies.

WHAT'S INCLUDED

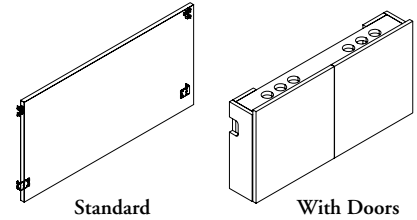
1 electrical access panel with or without doors (as specified).

NOTES

Horizontal grain direction Veneer Group 4 only.

Flintwood available in Open Pore finish only.

Z J A E
Electrical Access Panel



PRODUCT OPTIONS

Style	Grain Direction	Height	Depth	Width	Finish
S Standard	H Horizontal	19 19-5/8"	6	30, 36, 42, 48, 54, 60	Flintwood
D With Doors	V Vertical	26 26"			Natural Veneer CWS Custom Wood Stain

SAMPLE ORDER CODE

ZJAE S	H	19	6	48	DV
---------------	----------	-----------	----------	-----------	-----------

DIMENSIONS

FOR MM X BY 25.4

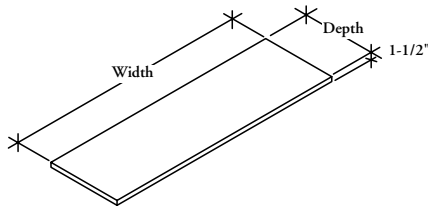
PRICING

Top "H"	D	W	STANDARD (S)				WITH DOORS (D)			
			VENEER		FLINTWOOD		VENEER		FLINTWOOD	
Vertical Grain	Horizontal Grain	Vertical Grain	Horizontal Grain	Vertical Grain	Horizontal Grain	Vertical Grain	Horizontal Grain	Vertical Grain	Horizontal Grain	
19-5/8	6	30	991	1053	882	939	1408	1477	1254	1315
19-5/8	6	36	1025	1089	913	971	1458	1529	1297	1361
19-5/8	6	42	1060	1125	943	1001	1507	1583	1340	1408
19-5/8	6	48	1226	1297	1092	1155	1775	1864	1580	1659
19-5/8	6	54	1261	1335	1122	1189	1825	1917	1625	1706
19-5/8	6	60	1295	1370	1152	1220	1873	1969	1666	1753
26	6	30	1075	1143	956	1017	1526	1588	1360	1414
26	6	36	1117	1186	992	1054	1587	1653	1413	1469
26	6	42	1157	1229	1029	1093	1646	1714	1465	1526
26	6	48	1354	1435	1205	1277	1960	2064	1744	1835
26	6	54	1396	1477	1242	1315	2019	2126	1798	1894
26	6	60	1437	1522	1279	1354	2078	2190	1850	1948

To order a Custom Color for Dossier please use the code ZCCWS. A one time 978 list charge per color applies.

Z J A C

Credenza Top – Full Depth, With Wire Management Access



WHAT'S INCLUDED

1 credenza top, grommets and/or data/electrical module (if specified).

NOTES

Round Grommet is only available in Satin Nickel Coordinate (I) and Ebony (E).

Flintwood available in Open Pore finish only.

PRODUCT OPTIONS

Wire Management Access	Depth	Width	Finish	Access Location 1	Grommet Finish (if specified)	Module Finish (if specified)	Location (1" increment)
1 One Access Location	20, 24	15, 18, 30, 36, 42, 48, 54, 60, 66, 72, 78, 84, 90, 96, 102, 108	Flintwood Natural Veneer CWS Custom Wood Stain	S Surface Notch R Rectangular Grommet C Round Grommet D Data/Electrical Module	E Ebony A Satin Nickel L Graphic Steel 7 Platinum V Very White I Satin Nickel Coordinate X Anthracite	B Black W White	6 - 102

SAMPLE ORDER CODE

ZJAC 2	20	90	UH	S			30
--------	----	----	----	---	--	--	----

PRODUCT OPTIONS (CONTINUED)

Access Location 2	Grommet Finish (if specified)	Module Finish (if specified)	Location (1" increment)	Access Location 3	Grommet Finish (if specified)	Module Finish (if specified)	Location (1" increment)
S Surface Notch	A Satin Nickel	B Black	6 - 102	S Surface Notch	A Satin Nickel	B Black	6 - 102
R Rectangular Grommet	E Ebony	W White		R Rectangular Grommet	E Ebony	W White	
C Round Grommet	7 Platinum			C Round Grommet	7 Platinum		
D Data/Electrical Module	V Very White			D Data/Electrical Module	V Very White		
	I Satin Nickel Coordinate				I Satin Nickel Coordinate		
	X Anthracite				X Anthracite		
	2 Burnished Bronze				2 Burnished Bronze		
	S Sepia Bronze				S Sepia Bronze		
	M Graphite				M Graphite		
	F Titanium Grey				F Titanium Grey		
	1 Gilded Ash				1 Gilded Ash		

SAMPLE ORDER CODE (CONTINUED)

R	A		72				
---	---	--	----	--	--	--	--

See pricing on following page.

Z J A C
Credenza Top – Full Depth,
With Wire Management Access
(Continued)

DIMENSIONS
INCHES / MM

PRICING

D	W	Flintwood	Veneer
20 / 508	15 / 381	370	434
20 / 508	18 / 457	385	453
20 / 508	30 / 762	457	529
20 / 508	36 / 914	494	568
20 / 508	42 / 1067	571	647
20 / 508	48 / 1219	607	685
20 / 508	54 / 1372	643	723
20 / 508	60 / 1524	676	760
20 / 508	66 / 1676	713	798
20 / 508	72 / 1829	790	879
20 / 508	78 / 1981	870	959
20 / 508	84 / 2134	904	997
20 / 508	90 / 2286	983	1078
20 / 508	96 / 2438	1017	1116
20 / 508	102 / 2591	1095	1195
20 / 508	108 / 2743	1130	1233
24 / 610	15 / 381	385	453
24 / 610	18 / 457	407	477
24 / 610	30 / 762	494	568
24 / 610	36 / 914	536	612
24 / 610	42 / 1067	621	700
24 / 610	48 / 1219	664	746
24 / 610	54 / 1372	706	791
24 / 610	60 / 1524	748	838
24 / 610	66 / 1676	791	882
24 / 610	72 / 1829	877	971
24 / 610	78 / 1981	961	1058
24 / 610	84 / 2134	1002	1102
24 / 610	90 / 2286	1088	1191
24 / 610	96 / 2438	1131	1235
24 / 610	102 / 2591	1217	1324
24 / 610	108 / 2743	1247	1370

If Rectangular Grommet, Painted is specified, add 181

If Rectangular Grommet, Satin Nickel (A) is specified, add 224

If Round Grommet, Ebony (E) is specified, add 132

If Round Grommet, Satin Nickel Coordinate (I) is specified, add 192

If Data/Electrical Module (D) is specified, add 763

To order a Custom Color for Dossier please use the code ZCCWS. A one time 978 list charge per color applies.

ZJACN

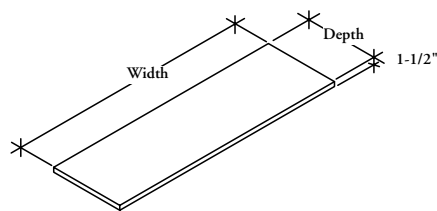
Credenza Top – Full Depth, No Wire Management Access

NOTES

1-1/2" high and available 20" and 24" deep to match credenza unit depths.

Widths include 15", 18" and 30" to 108" in 6" increments.

Flintwood available in Open Pore finish only.



PRODUCT OPTIONS

Depth	Width	Veneer Finish
20, 24	15, 18, 30, 36, 42, 48, 54, 60, 66, 72, 78, 84, 90, 96, 102, 108	Flintwood Veneer CWS Custom Wood Stain

SAMPLE ORDER CODE

ZJACN 20	90	UH
-----------------	-----------	-----------

DIMENSIONS

INCHES / MM

D	W
20 / 508	15 / 381
20 / 508	18 / 457
20 / 508	30 / 762
20 / 508	36 / 914
20 / 508	42 / 1067
20 / 508	48 / 1219
20 / 508	54 / 1372
20 / 508	60 / 1524
20 / 508	66 / 1676
20 / 508	72 / 1829
20 / 508	78 / 1981
20 / 508	84 / 2134
20 / 508	90 / 2286
20 / 508	96 / 2438
20 / 508	102 / 2591
20 / 508	108 / 2743

PRICING

Flintwood	Veneer
370	434
385	453
457	529
494	568
571	647
607	685
643	723
676	760
713	798
790	879
870	959
904	997
983	1078
1017	1116
1095	1195
1130	1233

To order a Custom Color for Dossier please use the code ZCCWS. A one time 978 list charge per color applies.

See pricing on following page.

Z J A C N
**Credenza Top – Full Depth,
 No Wire Management Access
 (Continued)**

DIMENSIONS
INCHES / MM

PRICING

DIMENSIONS		PRICING	
D	W	Flintwood	Veneer
24 / 610	15 / 381	385	453
24 / 610	18 / 457	407	477
24 / 610	30 / 762	494	568
24 / 610	36 / 914	536	612
24 / 610	42 / 1067	621	700
24 / 610	48 / 1219	664	746
24 / 610	54 / 1372	706	791
24 / 610	60 / 1524	748	838
24 / 610	66 / 1676	791	882
24 / 610	72 / 1829	877	971
24 / 610	78 / 1981	961	1058
24 / 610	84 / 2134	1002	1102
24 / 610	90 / 2286	1088	1191
24 / 610	96 / 2438	1131	1235
24 / 610	102 / 2591	1217	1324
24 / 610	108 / 2743	1247	1370

To order a Custom Color for Dossier please use the code ZCCWS. A one time 978 list charge per color applies.

Z J A D

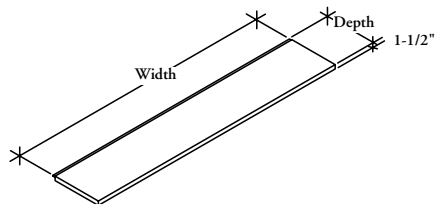
Credenza Top – Reduced Depth, for use with Wall Panels

WHAT'S INCLUDED

1 credenza top with 1" deep brush seal at back edge.

NOTES

Flintwood available in Open Pore finish only.



PRODUCT OPTIONS

Depth	Width	Finish
17 17-1/2"	15, 18, 30, 36, 42, 48, 54, 60, 66, 72, 78, 84, 90, 96, 102, 108	Flintwood
21 21-1/2"		Natural Veneer CWS Custom Wood Stain

SAMPLE ORDER CODE

ZJAD 21	96	UH
----------------	-----------	-----------

DIMENSIONS INCHES / MM

D	W
17.5 / 445	15 / 381
17.5 / 445	18 / 457
17.5 / 445	30 / 762
17.5 / 445	36 / 914
17.5 / 445	42 / 1067
17.5 / 445	48 / 1219
17.5 / 445	54 / 1372
17.5 / 445	60 / 1524
17.5 / 445	66 / 1676
17.5 / 445	72 / 1829
17.5 / 445	78 / 1981
17.5 / 445	84 / 2134
17.5 / 445	90 / 2286
17.5 / 445	96 / 2438
17.5 / 445	102 / 2591
17.5 / 445	108 / 2743

PRICING

Flintwood	Veneer
619	694
643	720
742	833
791	888
879	987
928	1045
979	1099
1027	1155
1079	1211
1165	1308
1253	1407
1300	1463
1389	1561
1439	1616
1526	1714
1576	1771

DIMENSIONS INCHES / MM

D	W
21.5 / 546	15 / 381
21.5 / 546	18 / 457
21.5 / 546	30 / 762
21.5 / 546	36 / 914
21.5 / 546	42 / 1067
21.5 / 546	48 / 1219
21.5 / 546	54 / 1372
21.5 / 546	60 / 1524
21.5 / 546	66 / 1676
21.5 / 546	72 / 1829
21.5 / 546	78 / 1981
21.5 / 546	84 / 2134
21.5 / 546	90 / 2286
21.5 / 546	96 / 2438
21.5 / 546	102 / 2591
21.5 / 546	108 / 2743

PRICING

Flintwood	Veneer
634	713
664	745
775	872
832	935
925	1041
983	1103
1040	1167
1095	1231
1152	1294
1246	1400
1340	1506
1397	1569
1490	1675
1548	1737
1640	1844
1698	1906

To order a Custom Color for Dossier please use the code ZCCWS. A one time 978 list charge per color applies.

Z J A L L Panel

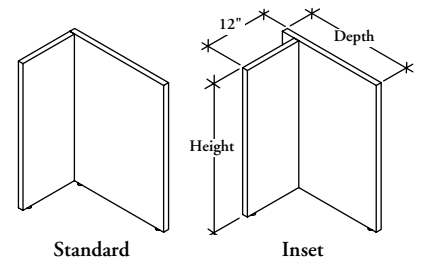
WHAT'S INCLUDED

1 L panel.

NOTES

Inset Style is inset 2-1/2" for wire management access.

Flintwood available in Open Pore finish only.



PRODUCT OPTIONS

Style	Grain Direction	Height	Depth	Width	Orientation	Finish
S Standard	H Horizontal	26 26"	20, 24	12	L Left	Flintwood
I Inset	V Vertical	27 27-1/2"			R Right	Natural Veneer CWS Custom Wood Stain

SAMPLE ORDER CODE

ZJAL I	V	26	24	12	L	DV
---------------	----------	-----------	-----------	-----------	----------	-----------

DIMENSIONS

INCHES / MM

H	D	W
26 / 660	20 / 508	12 / 305
26 / 660	24 / 610	12 / 305
27.5 / 699	20 / 508	12 / 305
27.5 / 699	24 / 610	12 / 305

PRICING

VENEER		FLINTWOOD	
Vertical Grain	Horizontal Grain	Vertical Grain	Horizontal Grain
840	904	747	804
864	929	770	829
874	938	777	833
900	965	802	860

To order a Custom Color for Dossier please use the code ZCCWS. A one time 978 list charge per color applies.

Z J A J J Panel

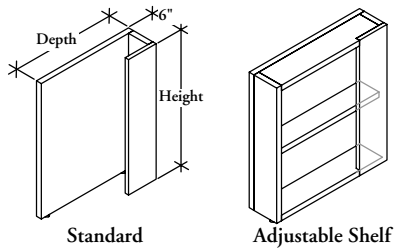
WHAT'S INCLUDED

1 J panel, adjustable shelf (if specified).

NOTES

Horizontal grain direction Veneer Group 4 only.

Flintwood available in Open Pore finish only.



PRODUCT OPTIONS

Style	Grain Direction	Height	Depth	Width	Orientation	Finish
S Standard	H Horizontal	26 26"	20, 24	6	L Left	Flintwood
A Adjustable Shelf	V Vertical	27 27-1/2"			R Right	Natural Veneer CWS Custom Wood Stain

SAMPLE ORDER CODE

ZJAJ S	H	26	20	6	R	DV
---------------	----------	-----------	-----------	----------	----------	-----------

DIMENSIONS INCHES / MM

H	D	W
26 / 660	20 / 508	6 / 152
26 / 660	24 / 610	6 / 152
27.5 / 699	20 / 508	6 / 152
27.5 / 699	24 / 610	6 / 152

PRICING

STANDARD (S)

VENEER

Vertical Grain	Horizontal Grain	Vertical Grain	Horizontal Grain
832	891	741	793
872	932	775	831
846	907	753	808
888	951	791	846

ADJUSTABLE SHELF (A)

FLINTWOOD

Vertical Grain	Horizontal Grain	Vertical Grain	Horizontal Grain
1146	1249	1020	1112
1185	1292	1053	1150
1159	1265	1030	1126
1200	1310	1069	1166

To order a Custom Color for Dossier please use the code ZCCWS. A one time 978 list charge per color applies.

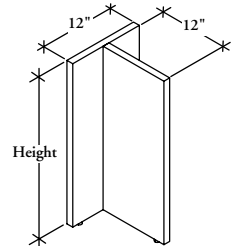
WHAT'S INCLUDED

1 T panel.

NOTES

Flintwood available in Open Pore finish only.

**Z J A T
T Panel**



PRODUCT OPTIONS

Grain Direction	Height	Depth	Width	Finish
H Horizontal	26 26"	12	12	Flintwood
V Vertical	27 27-1/2"			Natural Veneer CWS Custom Wood Stain

SAMPLE ORDER CODE

ZJAT H	26	12	12	DV
---------------	-----------	-----------	-----------	-----------

DIMENSIONS

INCHES / MM

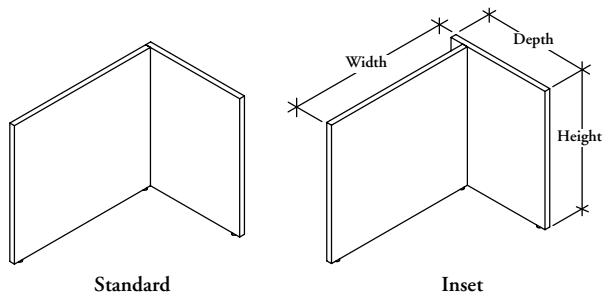
H	D	W
26 / 660	12 / 305	12 / 305
27.5 / 699	12 / 305	12 / 305

PRICING

VENEER		FLINTWOOD	
Vertical Grain	Horizontal Grain	Vertical Grain	Horizontal Grain
621	677	552	604
634	693	564	617

To order a Custom Color for Dossier please use the code ZCCWS. A one time 978 list charge per color applies.

Z J A F Extended L Panel



WHAT'S INCLUDED

1 extended L panel.

NOTES

Inset Style is inset 2-1/2" for wire management access.

Horizontal grain direction Veneer Group 4 only.

Flintwood available in Open Pore finish only.

PRODUCT OPTIONS

Style	Grain Direction	Height	Depth	Width (6" increments)	Orientation	Finish
S Standard	H Horizontal	26 26"	20, 24	30 - 66	L Left	Flintwood
I Inset	V Vertical	27 27-1/2"			R Right	Natural Veneer CWS Custom Wood Stain

SAMPLE ORDER CODE

ZJAF I	V	27	20	54	L	DV
---------------	----------	-----------	-----------	-----------	----------	-----------

DIMENSIONS INCHES / MM

H	D	W
26 / 660	20 / 508	30 / 762
26 / 660	20 / 508	36 / 914
26 / 660	20 / 508	42 / 1067
26 / 660	20 / 508	48 / 1219
26 / 660	20 / 508	54 / 1372
26 / 660	20 / 508	60 / 1524
26 / 660	20 / 508	66 / 1676
26 / 660	24 / 610	30 / 762
26 / 660	24 / 610	36 / 914
26 / 660	24 / 610	42 / 1067
26 / 660	24 / 610	48 / 1219
26 / 660	24 / 610	54 / 1372
26 / 660	24 / 610	60 / 1524
26 / 660	24 / 610	66 / 1676

PRICING

VENEER		FLINTWOOD	
Vertical Grain	Horizontal Grain	Vertical Grain	Horizontal Grain
1025	1100	913	980
1085	1164	964	1034
1144	1226	1019	1092
1245	1331	1108	1185
1303	1394	1160	1240
1362	1457	1211	1296
1420	1519	1264	1352
1064	1143	948	1017
1124	1205	1000	1071
1183	1268	1052	1128
1283	1372	1143	1221
1342	1436	1195	1278
1401	1499	1247	1334
1460	1561	1299	1389

DIMENSIONS INCHES / MM

H	D	W
27.5 / 699	20 / 508	30 / 762
27.5 / 699	20 / 508	36 / 914
27.5 / 699	20 / 508	42 / 1067
27.5 / 699	20 / 508	48 / 1219
27.5 / 699	20 / 508	54 / 1372
27.5 / 699	20 / 508	60 / 1524
27.5 / 699	20 / 508	66 / 1676
27.5 / 699	24 / 610	30 / 762
27.5 / 699	24 / 610	36 / 914
27.5 / 699	24 / 610	42 / 1067
27.5 / 699	24 / 610	48 / 1219
27.5 / 699	24 / 610	54 / 1372
27.5 / 699	24 / 610	60 / 1524
27.5 / 699	24 / 610	66 / 1676

PRICING

VENEER		FLINTWOOD	
Vertical Grain	Horizontal Grain	Vertical Grain	Horizontal Grain
1053	1130	939	1007
1117	1196	992	1064
1177	128	1049	1124
1282	138	1142	1221
1345	143	1197	1281
1407	151	1253	1340
1469	157	1308	1400
1095	1174	976	1046
1157	126	1029	1103
1220	132	1086	1164
1324	142	1179	1262
1386	149	1233	1321
1449	155	1291	1380
1511	163	1345	1439

To order a Custom Color for Dossier please use the code ZCCWS. A one time 978 list charge per color applies.

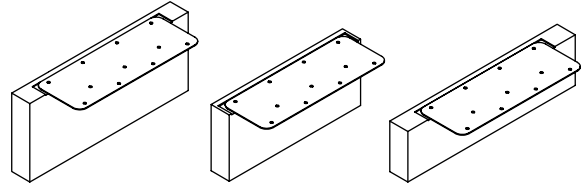
WHAT'S INCLUDED

1 spacer, connection hardware.

NOTES

Flintwood available in Open Pore finish only.

Z J A G
Spacer for 19-5/8" High Low
Credenza



PRODUCT OPTIONS

Style	Credenza Depth	Orientation	Finish
A Credenza Surface 29" on Storage Without Top	20, 24	L Left R Right	Flintwood Natural Veneer CWS Custom Wood Stain
B Credenza Surface 29" on Storage With Top			
C Credenza Surface 27-1/2" on Storage With Top			
D Credenza Surface 27-1/2" on Storage Without Top			

SAMPLE ORDER CODE

ZJAG B	20	R	DV
---------------	-----------	----------	-----------

DIMENSIONS

INCHES / MM
D
20 / 508
20 / 508
24 / 610
24 / 610

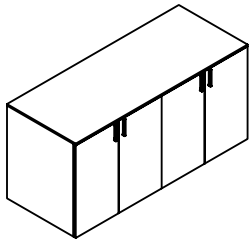
PRICING

	Flintwood	Veneer
20 / 508	235	264
20 / 508	235	264
24 / 610	235	264
24 / 610	235	264

To order a Custom Color for Dossier please use the code ZCCWS. A one time 978 list charge per color applies.

ZJXA

Boardroom Credenza, 1/2" Top, 29H with Doors



WHAT'S INCLUDED

1 credenza, soft close hinged doors, 1 height-adjustable shelf per storage section, lock and keys (if specified).

NOTES

Data/Electrical options are not available.

Back style is flush with no recessed options.

Widths 60" and 72" have two storage sections (image shown).

Widths 90" and 108" have three storage sections.

Horizontal grain direction Veneer Group 4 only.

Flintwood available in Open Pore finish only.

PRODUCT OPTIONS

Grain Direction	Depth	Width	Case Finish	Top Finish
H Horizontal	20, 24	060, 072, 090, 108	Flintwood	Flintwood
V Vertical			Veneer	Veneer
			CWS Custom Wood Stain	CWS Custom Wood Stain
				MV Glacier White
				K7 Very White Backpainted Glass
				K1 Storm White Backpainted Glass
				J6 Gris Backpainted Glass
				K8 Graphic Steel Backpainted Glass

SAMPLE ORDER CODE

ZJXA V	20	072	DV	DV
---------------	-----------	------------	-----------	-----------

PRODUCT OPTIONS (CONTINUED)

Pull Style	Pull Finish	Lock	Lock Finish	Waste Receptacle Option	Waste Bin Location
X Dossier Pull	A Satin Nickel	N No Lock	E Ebony	N None	N None
R Rectangular	7 Platinum	L Lock	C Polished Chrome	L Left R Right	L Left
	V Very White				R Right
	E Ebony				B Both
	X Anthracite				
	2 Burnished Bronze				
	S Sepia Bronze				
	M Graphite				
	F Titanium Grey				
	1 Gilded Ash				

SAMPLE ORDER CODE (CONTINUED)

R	L	L	E	L	B
----------	----------	----------	----------	----------	----------

See pricing on following page.

Z J X A

**Boardroom Credenza, 1/2" Top,
29H with Doors (Continued)**

**DIMENSIONS
INCHES / MM**

D	W
20 / 508	60 / 1524
20 / 508	72 / 1829
20 / 508	90 / 2286
20 / 508	108 / 2743
24 / 610	60 / 1524
24 / 610	72 / 1829
24 / 610	90 / 2286
24 / 610	108 / 2743

PRICING

HORIZONTAL GRAIN						
FLINTWOOD			VENEER			
Flintwood Top	Backpainted Glass Top	Solid Surface Top	Veneer Top	Backpainted Glass Top	Solid Surface Top	
6222	7369	7591	6580	7704	7925	
6640	8004	8143	7045	8382	8521	
9149	10807	10998	9682	11308	11497	
9822	11782	11927	10429	12349	12495	
6606	7704	8126	7002	8069	8492	
7111	8337	8826	7547	8737	9227	
9745	11308	11909	10335	11859	12460	
10407	12282	12935	11057	12883	13535	

VERTICAL GRAIN						
FLINTWOOD			VENEER			
Flintwood Top	Backpainted Glass Top	Solid Surface Top	Veneer Top	Backpainted Glass Top	Solid Surface Top	
6222	7369	7591	6500	7624	7847	
6640	8004	8143	6958	8294	8432	
9149	10807	10998	9566	11191	11383	
9822	11782	11927	10297	12214	12359	
6606	7704	8126	6935	8004	8427	
7111	8337	8826	7480	8671	9160	
9745	11308	11909	10235	11759	12359	
10407	12282	12935	10956	12783	13434	

If lock (L) is specified, add 93

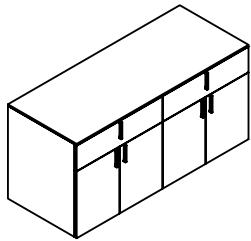
If Left/Right Waste Receptacle and Left/Right Waste Bin Location is specified, add 1477

If Left/Right Waste Receptacle and Both Waste Bin Locations is specified, add 2953

To order a Custom Color for Dossier please use the code ZCCWS. A one time 978 list charge per color applies.

Z J X B

Boardroom Credenza, 1/2" Top, 29H with Doors & Drawers



WHAT'S INCLUDED

1 credenza, drawers with pulls (as specified), soft close hinged doors, 1 height-adjustable shelf per storage section, lock and keys (if specified),

NOTES

Data/Electrical options are not available.

Back style is flush with no recessed options.

Widths 60" and 72" have two storage sections (image shown).

Widths 90" and 108" have three storage sections.

Horizontal grain direction Veneer Group 4 only.

Flintwood available in Open Pore finish only.

PRODUCT OPTIONS

Grain Direction	Depth	Width	Case Finish	Top Finish
H Horizontal	20, 24	060, 072, 090, 108	Flintwood	Flintwood
V Vertical			Veneer	Veneer
			CWS Custom Wood Stain	CWS Custom Wood Stain
				MV Glacier White
				K7 Very White Backpainted Glass
				K1 Storm White Backpainted Glass
				J6 Gris Backpainted Glass
				K8 Graphic Steel Backpainted Glass

SAMPLE ORDER CODE

ZJXB V	20	072	DV	DV
---------------	-----------	------------	-----------	-----------

PRODUCT OPTIONS (CONTINUED)

Drawer Box Finish	Pull Style	Pull Finish	Lock	Lock Finish
E Ebony Drawer Box	X Dossier Pull	A Satin Nickel	N No Lock	E Ebony
M Maple Drawer Box	R Rectangular	7 Platinum	L Lock	C Polished Chrome
		V Very White		
		E Ebony		
		X Anthracite		
		2 Burnished Bronze		
		S Sepia Bronze		
		M Graphite		
		F Titanium Grey		
		1 Gilded Ash		

SAMPLE ORDER CODE (CONTINUED)

E	R	L	L	E
----------	----------	----------	----------	----------

See pricing on following page.

Z J X B
Boardroom Credenza, 1/2" Top,
29H with Doors & Drawers
(Continued)

DIMENSIONS
INCHES / MM

D	W
20 / 508	60 / 1524
20 / 508	72 / 1829
20 / 508	90 / 2286
20 / 508	108 / 2743
24 / 610	60 / 1524
24 / 610	72 / 1829
24 / 610	90 / 2286
24 / 610	108 / 2743

PRICING

HORIZONTAL GRAIN						
FLINTWOOD			VENEER			
Flintwood Top	Backpainted Glass Top	Solid Surface Top	Veneer Top	Backpainted Glass Top	Solid Surface Top	
7334	8482	8703	7691	8816	9038	
7809	9172	9312	8214	9550	9689	
10819	12477	12667	11352	12979	13166	
11576	13535	13677	12182	14102	14246	
7718	8816	9239	8115	9183	9606	
8280	9506	9994	8715	9906	10396	
11414	12979	13578	12003	13528	14130	
12161	14036	14685	12811	14636	15289	

VERTICAL GRAIN						
FLINTWOOD			VENEER			
Flintwood Top	Backpainted Glass Top	Solid Surface Top	Veneer Top	Backpainted Glass Top	Solid Surface Top	
7334	8482	8703	7613	8737	8962	
7809	9172	9312	8126	9461	9600	
10819	12477	12667	11237	12861	13051	
11576	13535	13677	12047	13967	14112	
7718	8816	9239	8049	9115	9538	
8280	9506	9994	8649	9840	10330	
11414	12979	13578	11904	13429	14029	
12161	14036	14685	12710	14536	15188	

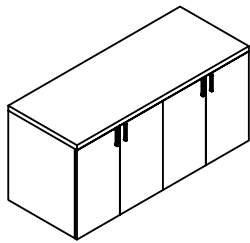
If Maple Drawer Box is specified,
 Widths 60" - 72" add 515
 Widths 90" - 108" add 772

If lock (L) is specified, add 93

To order a Custom Color for Dossier please use the code ZCCWS. A one time 978 list charge per color applies.

ZJXC

Boardroom Credenza, 1-1/2" Top, 29H with Doors



WHAT'S INCLUDED

1 credenza, soft close hinged doors, 1 height-adjustable shelf per storage section, lock and keys (if specified).

NOTES

Data/Electrical options are not available.

Back style is flush with no recessed options.

Widths 60" and 72" have two storage sections (image shown).

Widths 90" and 108" have three storage sections.

Horizontal grain direction Veneer Group 4 only.

Flintwood available in Open Pore finish only.

PRODUCT OPTIONS

Grain Direction	Depth	Width	Case Finish	Top Finish
H Horizontal	20, 24	060, 072, 090, 108	Flintwood	Flintwood
V Vertical			Veneer	Veneer
			CWS Custom Wood Stain	CWS Custom Wood Stain

SAMPLE ORDER CODE

ZJXC V	20	072	DV	DV
---------------	-----------	------------	-----------	-----------

PRODUCT OPTIONS (CONTINUED)

Pull Style	Pull Finish	Lock	Lock Finish	Waste Receptacle Option	Waste Bin Location
X Dossier Pull	A Satin Nickel	N No Lock	E Ebony	N None	N None
R Rectangular	7 Platinum	L Lock	C Polished Chrome	L Left R Right	L Left R Right B Both
	V Very White				
	E Ebony				
	X Anthracite				
	2 Burnished Bronze				
	S Sepia Bronze				
	M Graphite				
	F Titanium Grey				
I Gilded Ash					

SAMPLE ORDER CODE (CONTINUED)

R	L	L	E	L	B
----------	----------	----------	----------	----------	----------

See pricing on following page.

Z J X C
Boardroom Credenza, 1-1/2" Top,
29H with Doors (Continued)

DIMENSIONS
INCHES / MM

PRICING

DIMENSIONS INCHES / MM		FLINTWOOD		VENEER	
		Horizontal Grain	Vertical Grain	Horizontal Grain	Vertical Grain
20 / 508	60 / 1524	6317	6317	6672	6595
20 / 508	72 / 1829	6741	6741	7147	7058
20 / 508	90 / 2286	9272	9272	9807	9689
20 / 508	108 / 2743	9967	9967	10579	10446
24 / 610	60 / 1524	6706	6706	7102	7035
24 / 610	72 / 1829	7229	7229	7664	7598
24 / 610	90 / 2286	9890	9890	10479	10379
24 / 610	108 / 2743	10579	10579	11229	11129

If Lock (L) is specified, add 93

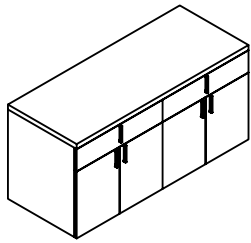
If Left/Right Waste Receptacle and Left/Right Waste Bin Location is specified, add 1477

If Left/Right Waste Receptacle and Both Waste Bin Locations is specified, add 2953

To order a Custom Color for Dossier please use the code ZCCWS. A one time 978 list charge per color applies.

Z J X D

Boardroom Credenza, 1-1/2" Top, 29H with Doors & Drawers



WHAT'S INCLUDED

1 credenza, drawers with pulls (as specified), soft close hinged doors, 1 height-adjustable shelf per storage section, lock and keys (if specified).

NOTES

Data/Electrical options are not available.

Back style is flush with no recessed options.

Widths 60" and 72" have two storage sections (image shown).

Widths 90" and 108" have three storage sections.

Horizontal grain direction Veneer Group 4 only.

Flintwood available in Open Pore finish only.

PRODUCT OPTIONS

Grain Direction	Depth	Width	Case Finish	Top Finish
H Horizontal	20, 24	060, 072, 090, 108	Flintwood	Flintwood
V Vertical			Veneer CWS Custom Wood Stain	Veneer CWS Custom Wood Stain

SAMPLE ORDER CODE

ZJXD V	20	072	DV	DV
---------------	-----------	------------	-----------	-----------

PRODUCT OPTIONS (CONTINUED)

Drawer Box Finish	Pull Style	Pull Finish	Lock	Lock Finish
E Ebony Drawer Box	X Dossier Pull	A Satin Nickel	N No Lock	E Ebony
M Maple Drawer Box	R Rectangular	7 Platinum V Very White E Ebony X Anthracite 2 Burnished Bronze S Sepia Bronze M Graphite F Titanium Grey 1 Gilded Ash	L Lock	C Polished Chrome

SAMPLE ORDER CODE (CONTINUED)

E	R	L	L	E
----------	----------	----------	----------	----------

See pricing on following page.

Z J X D
Boardroom Credenza, 1-1/2" Top,
29H with Doors & Drawers
(Continued)

DIMENSIONS
INCHES / MM

D	W
20 / 508	60 / 1524
20 / 508	72 / 1829
20 / 508	90 / 2286
20 / 508	108 / 2743
24 / 610	60 / 1524
24 / 610	72 / 1829
24 / 610	90 / 2286
24 / 610	108 / 2743

PRICING

FLINTWOOD		VENEER	
Horizontal Grain	Vertical Grain	Horizontal Grain	Vertical Grain
7430	7430	7786	7709
7909	7909	8315	8226
10942	10942	11475	11360
11721	11721	12333	12199
7818	7818	8214	8149
8398	8398	8833	8766
11559	11559	12148	12047
12333	12333	12983	12883

If Maple Drawer Box is specified,
 Widths 60" - 72" add 515
 Widths 90" - 108" add 772

If lock (L) is specified, add 93

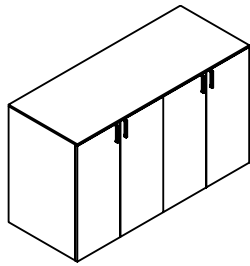
If Left/Right Waste Receptacle and Left/Right Waste Bin Location is specified, add 1477

If Left/Right Waste Receptacle and Both Waste Bin Locations is specified, add 2953

To order a Custom Color for Dossier please use the code ZCCWS. A one time 978 list charge per color applies.

ZJYA

Boardroom Credenza, 1/2" Top, 36H with Doors



WHAT'S INCLUDED

1 credenza, soft close hinged doors, 1 height-adjustable shelf per storage section, lock and keys (if specified).

NOTES

Data/Electrical options are not available.

Back style is flush with no recessed options.

Widths 60" and 72" have two storage sections (image shown).

Widths 90" and 108" have three storage sections.

Horizontal grain direction Veneer Group 4 only.

Flintwood available in Open Pore finish only.

PRODUCT OPTIONS

Grain Direction	Depth	Width	Case Finish	Top Finish
H Horizontal	20, 24	060, 072, 090, 108	Flintwood	Flintwood
V Vertical			Veneer	Veneer
			CWS Custom Wood Stain	CWS Custom Wood Stain
				MV Glacier White
				K7 Very White Backpainted Glass
				K1 Storm White Backpainted Glass
				J6 Gris Backpainted Glass
				K8 Graphic Steel Backpainted Glass

SAMPLE ORDER CODE

ZJYA V	20	072	DV	DV
---------------	-----------	------------	-----------	-----------

PRODUCT OPTIONS (CONTINUED)

Pull Style	Pull Finish	Lock	Lock Finish	Waste Receptacle Option	Waste Bin Location
X Dossier Pull	A Satin Nickel	N No Lock	E Ebony	N None	N None
R Rectangular	7 Platinum	L Lock	C Polished Chrome	L Left	L Left
	V Very White			R Right	R Right
	E Ebony				B Both
	X Anthracite				
	2 Burnished Bronze				
	S Sepia Bronze				
	M Graphite				
	F Titanium Grey				
	1 Gilded Ash				

SAMPLE ORDER CODE CONTINUED

R	L	L	E	L	B
----------	----------	----------	----------	----------	----------

See pricing on following page.

Z J Y A

**Boardroom Credenza, 1/2" Top,
36H with Doors (Continued)**

**DIMENSIONS
INCHES / MM**

D	W
20 / 508	60 / 1524
20 / 508	72 / 1829
20 / 508	90 / 2286
20 / 508	108 / 2743
24 / 610	60 / 1524
24 / 610	72 / 1829
24 / 610	90 / 2286
24 / 610	108 / 2743

PRICING

HORIZONTAL GRAIN						
FLINTWOOD			VENEER			
Flintwood Top	Backpainted Glass Top	Solid Surface Top	Veneer Top	Backpainted Glass Top	Solid Surface Top	
7537	8904	8681	7981	9327	9106	
8064	9566	9428	8572	10046	9906	
11119	12968	12776	11787	13601	13411	
11959	14063	13918	12716	14780	14636	
7853	9372	8948	8337	9827	9405	
8514	10228	9741	9062	10740	10250	
11615	13779	13180	12337	14464	13863	
12510	15034	14385	13329	15804	15153	

VERTICAL GRAIN						
FLINTWOOD			VENEER			
Flintwood Top	Backpainted Glass Top	Solid Surface Top	Veneer Top	Backpainted Glass Top	Solid Surface Top	
7537	8904	8681	7904	9251	9028	
8064	9566	9428	8492	9967	9827	
11119	12968	12776	11669	13483	13296	
11959	14063	13918	12600	14663	14519	
7853	9372	8948	8259	9751	9327	
8514	10228	9741	8982	10663	10173	
11615	13779	13180	12221	14347	13746	
12510	15034	14385	13212	15688	15034	

If lock (L) is specified, add 93

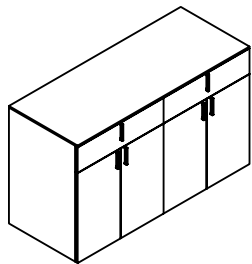
If Left/Right Waste Receptacle and Left/Right Waste Bin Location is specified, add 1477

If Left/Right Waste Receptacle and Both Waste Bin Locations is specified, add 2953

To order a Custom Color for Dossier please use the code ZCCWS. A one time 978 list charge per color applies.

Z J Y B

Boardroom Credenza, 1/2" Top, 36H with Doors & Drawers



WHAT'S INCLUDED

1 credenza, drawers with pulls (as specified), soft close hinged doors, 1 height-adjustable shelf per storage section, lock and keys (if specified).

NOTES

Data/Electrical options are not available.

Back style is flush with no recessed options.

Widths 60" and 72" have two storage sections (image shown).

Widths 90" and 108" have three storage sections.

Horizontal grain direction Veneer Group 4 only.

Flintwood available in Open Pore finish only.

PRODUCT OPTIONS

Grain Direction	Depth	Width	Case Finish	Top Finish	Drawer Box Finish
H Horizontal	20, 24	060, 072, 090, 108	Flintwood	Flintwood	E Ebony Drawer Box
V Vertical			Veneer	Veneer	M Maple Drawer Box
			CWS Custom Wood Stain	CWS Custom Wood Stain	
				MV Glacier White	
				K7 Very White Backpainted Glass	
				K1 Storm White Backpainted Glass	
				J6 Gris Backpainted Glass	
				K8 Graphic Steel Backpainted Glass	

SAMPLE ORDER CODE

ZJYB V	20	072	DV	DV	E
---------------	-----------	------------	-----------	-----------	----------

PRODUCT OPTIONS (CONTINUED)

Pull Style	Pull Finish	Lock	Lock Finish	Waste Receptacle Option	Waste Bin Location
X Dossier Pull	A Satin Nickel	N No Lock	E Ebony	N None	N None
R Rectangular	7 Platinum	L Lock	C Polished Chrome	L Left R Right	L Left
	V Very White				R Right
	E Ebony				B Both
	X Anthracite				
	2 Burnished Bronze				
	S Sepia Bronze				
	M Graphite				
	F Titanium Grey				
1 Gilded Ash					

SAMPLE ORDER CODE (CONTINUED)

R	L	L	E	L	B
----------	----------	----------	----------	----------	----------

See pricing on following page.

Z J Y B

**Boardroom Credenza, 1/2" Top, 36H
with Doors & Drawers (Continued)**

**DIMENSIONS
INCHES / MM**

D	W
20 / 508	60 / 1524
20 / 508	72 / 1829
20 / 508	90 / 2286
20 / 508	108 / 2743
24 / 610	60 / 1524
24 / 610	72 / 1829
24 / 610	90 / 2286
24 / 610	108 / 2743

PRICING

HORIZONTAL GRAIN						
FLINTWOOD			VENEER			
Flintwood Top	Backpainted Glass Top	Solid Surface Top	Veneer Top	Backpainted Glass Top	Solid Surface Top	
8649	10018	9795	9093	10441	10218	
9233	10736	10596	9741	11215	11075	
12789	14636	14446	13457	15270	15081	
13713	15816	15670	14468	16532	16388	
8966	10485	10062	9451	10942	10517	
9682	11396	10908	10228	11909	11419	
13285	15449	14847	14006	16133	15531	
14263	16789	16138	15081	17557	16907	

VERTICAL GRAIN						
FLINTWOOD			VENEER			
Flintwood Top	Backpainted Glass Top	Solid Surface Top	Veneer Top	Backpainted Glass Top	Solid Surface Top	
8649	10018	9795	9015	10364	10139	
9233	10736	10596	9661	11136	10998	
12789	14636	14446	13338	15153	14964	
13713	15816	15670	14352	16418	16273	
8966	10485	10062	9372	10864	10441	
9682	11396	10908	10152	11831	11342	
13285	15449	14847	13891	16015	15414	
14263	16789	16138	14964	17442	16789	

If Maple Drawer Box is specified,
Widths 60" - 72" add 515
Widths 90" - 108" - 7add 772

If lock (L) is specified, add 93

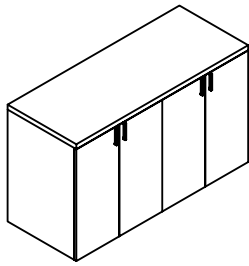
If Left/Right Waste Receptacle and Left/Right Waste Bin Location is specified, add 1477

If Left/Right Waste Receptacle and Both Waste Bin Locations is specified, add 2953

To order a Custom Color for Dossier please use the code ZCCWS. A one time 978 list charge per color applies.

ZJYC

Boardroom Credenza, 1-1/2" Top, 36H with Doors



WHAT'S INCLUDED

1 credenza, soft close hinged doors, 1 height-adjustable shelf per storage section, lock and keys (if specified).

NOTES

Data/Electrical options are not available.

Back style is flush with no recessed options.

Widths 60" and 72" have two storage sections (image shown).

Widths 90" and 108" have three storage sections.

Horizontal grain direction Veneer Group 4 only.

Flintwood available in Open Pore finish only.

PRODUCT OPTIONS

Grain Direction	Depth	Width	Case Finish	Top Finish
H Horizontal	20, 24	060, 072, 090, 108	Flintwood	Flintwood
V Vertical			Veneer	Veneer
			CWS Custom Wood Stain	CWS Custom Wood Stain

SAMPLE ORDER CODE

ZJYC V	20	072	DV	DV
---------------	-----------	------------	-----------	-----------

PRODUCT OPTIONS (CONTINUED)

Pull Style	Pull Finish	Lock	Lock Finish	Waste Receptacle Option	Waste Bin Location
X Dossier Pull	A Satin Nickel	N No Lock	E Ebony	N None	N None
R Rectangular	7 Platinum	L Lock	C Polished Chrome	L Left	L Left
	V Very White			R Right	R Right
	E Ebony				B Both
	X Anthracite				
	2 Burnished Bronze				
	S Sepia Bronze				
	M Graphite				
	F Titanium Grey				
	1 Gilded Ash				

SAMPLE ORDER CODE (CONTINUED)

R	L	L	E	L	B
----------	----------	----------	----------	----------	----------

See pricing on following page.

Z J Y C
Boardroom Credenza, 1-1/2" Top,
36H with Doors (Continued)

DIMENSIONS
INCHES / MM

PRICING

DIMENSIONS INCHES / MM		FLINTWOOD		VENEER	
		Horizontal Grain	Vertical Grain	Horizontal Grain	Vertical Grain
20 / 508	60 / 1524	7631	7631	8076	7998
20 / 508	72 / 1829	8165	8165	8671	8593
20 / 508	90 / 2286	11243	11243	11909	11792
20 / 508	108 / 2743	12103	12103	12868	12749
24 / 610	60 / 1524	7954	7954	8437	8360
24 / 610	72 / 1829	8631	8631	9178	9099
24 / 610	90 / 2286	11759	11759	12482	12367
24 / 610	108 / 2743	12683	12683	13501	13383

If Lock (L) is specified, add 93

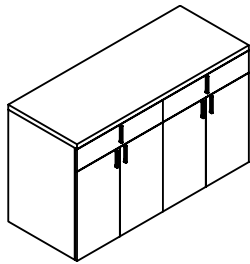
If Left/Right Waste Receptacle and Left/Right Waste Bin Location is specified, add 1477

If Left/Right Waste Receptacle and Both Waste Bin Locations is specified, add 2953

To order a Custom Color for Dossier please use the code ZCCWS. A one time 978 list charge per color applies.

ZJYD

Boardroom Credenza, 1-1/2" Top, 36H with Doors & Drawers



WHAT'S INCLUDED

1 credenza, drawers with pulls (as specified), soft close hinged doors, 1 height-adjustable shelf per storage section, lock and keys (if specified).

NOTES

Data/Electrical options are not available.

Back style is flush with no recessed options.

Widths 60" and 72" have two storage sections (image shown).

Widths 90" and 108" have three storage sections.

Horizontal grain direction Veneer Group 4 only.

Flintwood available in Open Pore finish only.

PRODUCT OPTIONS

Grain Direction	Depth	Width	Case Finish	Top Finish	Drawer Box Finish
H Horizontal	20, 24	060, 072, 090, 108	Flintwood	Flintwood	E Ebony Drawer Box
V Vertical			Veneer	Veneer	M Maple Drawer Box
			CWS Custom Wood Stain	CWS Custom Wood Stain	

SAMPLE ORDER CODE

ZJYD V	20	072	DV	DV	E
---------------	-----------	------------	-----------	-----------	----------

PRODUCT OPTIONS (CONTINUED)

Pull Style	Pull Finish	Lock	Lock Finish	Waste Receptacle Option	Waste Bin Location
X Dossier Pull	A Satin Nickel	N No Lock	E Ebony	N None	N None
R Rectangular	7 Platinum	L Lock	C Polished Chrome	L Left	L Left
	V Very White			R Right	R Right
	E Ebony				B Both
	X Anthracite				
	2 Burnished Bronze				
	S Sepia Bronze				
	M Graphite				
	F Titanium Grey				
	1 Gilded Ash				

SAMPLE ORDER CODE (CONTINUED)

R	L	L	E	L	B
----------	----------	----------	----------	----------	----------

See pricing on following page.

Z J Y D

**Boardroom Credenza, 1-1/2" Top,
36H with Doors & Drawers (Continued)**

**DIMENSIONS
INCHES / MM**

D	W
20 / 508	60 / 1524
20 / 508	72 / 1829
20 / 508	90 / 2286
20 / 508	108 / 2743
24 / 610	60 / 1524
24 / 610	72 / 1829
24 / 610	90 / 2286
24 / 610	108 / 2743

PRICING

FLINTWOOD		VENEER	
Horizontal Grain	Vertical Grain	Horizontal Grain	Vertical Grain
8744	8744	9188	9111
9334	9334	9840	9761
12912	12912	13578	13462
13857	13857	14619	14502
9067	9067	9550	9473
9800	9800	10345	10268
13429	13429	14151	14036
14436	14436	15254	15137

If Maple Drawer Box is specified,
Widths 60" - 72" add 515
Widths 90" - 108" add 772

If lock (L) is specified, add 93

If Left/Right Waste Receptacle and Left/Right Waste Bin Location is specified, add 1477

If Left/Right Waste Receptacle and Both Waste Bin Locations is specified, add 2953

To order a Custom Color for Dossier please use the code ZCCWS. A one time 978 list charge per color applies.

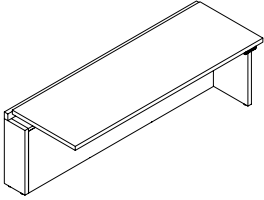
height-adjustable credenzas

height-adjustable credenzas product map

ZJHC Height-Adjustable Credenza

Page 346

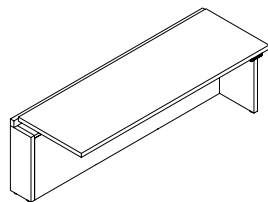
Credenza Depth : 20", 24", 30" / Width : 48" - 84" (6" increments)



height-adjustable credenzas

Z J H C

Height-Adjustable Credenza



Gable Support option
Right/End Application (R)
(shown)

WHAT'S INCLUDED

1 worksurface, height adjustable mechanism, height adjustable switch, worksurface grommet (if specified), standard integrated wire management includes wire looms, 1 Vertical Wire Carrier, four-outlet power bar, metal cable tray

NOTES

Knee Space for each depth is:

- 20" Depth = 11" space
- 24" Depth = 15" space
- 30" Depth = 21" space

Vertical Wire Carrier will have a central location.

Default HA Switch location will be on the right, but pilot holes will also allow a left location.

Height Adjustable Range is 27-1/2" to 48-1/2".

There is a 1" gap surrounding the worksurface to avoid pinch points.

Gable height will be 25".

Gable Support options Left, Right and None must be anchored to a storage unit on the side(s) without a gable.

Gable Support depth will match overall depth, except for the 30" overall depth. For the 30" overall, the Gable Depth will be 24".

PRODUCT OPTIONS

Grain Direction	Depth	Width (6" increments)	Gable Support	Finish	Grommet Style	Grommet Finish
H Horizontal	20, 24, 30	48 - 84	B Both/Modular Application L Left/End Application R Right/End Application N None/Center Application	Flintwood Veneer CWS Custom Wood Stain	N No Grommet	A Satin Nickel
V Vertical					A Rectangular Grommet Left	E Ebony
					B Rectangular Grommet Right	7 Platinum
					C Rectangular Grommet Centered	V Very White
					D Round Grommet Left	I Satin Nickel Coordinate
					E Round Grommet Right	X Anthracite
					F Round Grommet Centered	2 Burnished Bronze
						S Sepia Bronze
						M Graphite
						F Titanium Grey
						1 Gilded Ash

SAMPLE ORDER CODE

ZJHC V	24	78	N	VE	B	V
--------	----	----	---	----	---	---

See pricing on following page.

Z J H C
Height-Adjustable Credenza
(Continued)

DIMENSIONS
INCHES / MM

PRICING

D	W	BOTH/MODULAR APPLICATION		LEFT/RIGHT/END APPLICATION		NONE/MODULAR APPLICATION	
		Veneer	Flintwood	Veneer	Flintwood	Veneer	Flintwood
20 / 508	48 / 1219	7491	7616	7149	7259	6808	6903
20 / 508	54 / 1372	7606	7738	7265	7380	6921	7025
20 / 508	60 / 1524	7718	7859	7377	7502	7035	7146
20 / 508	66 / 1676	7903	8050	7561	7692	7219	7336
20 / 508	72 / 1829	8017	8171	7673	7814	7332	7456
20 / 508	78 / 1981	8269	8430	7927	8074	7586	7716
20 / 508	84 / 2134	8383	8552	8041	8195	7698	7838
24 / 610	48 / 1219	7637	7771	7260	7377	6885	6984
24 / 610	54 / 1372	7757	7898	7380	7504	7005	7111
24 / 610	60 / 1524	7877	8026	7500	7633	7125	7238
24 / 610	66 / 1676	8065	8222	7689	7829	7314	7436
24 / 610	72 / 1829	8185	8348	7809	7956	7432	7562
24 / 610	78 / 1981	8442	8614	8066	8221	7691	7827
24 / 610	84 / 2134	8562	8742	8186	8347	7811	7955
30 / 762	48 / 1219	7838	7986	7413	7539	6986	7088
30 / 762	54 / 1372	7965	8123	7541	7673	7113	7225
30 / 762	60 / 1524	8093	8258	7668	7810	7242	7360
30 / 762	66 / 1676	8292	8464	7864	8013	7439	7566
30 / 762	72 / 1829	8419	8599	7992	8150	7566	7701
30 / 762	78 / 1981	8685	8873	8259	8424	7833	7977
30 / 762	84 / 2134	8386	8560	8386	8560	7960	8112

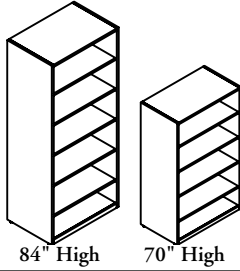
If Rectangular Grommet, Painted is specified, add 181 for each grommet
 If Rectangular Grommet, Satin Nickel (A) is specified, add 224 for each grommet
 If Round Grommet, Ebony (E) is specified, add 132 for each grommet
 If Round Grommet, Satin Nickel Coordinate (I) is specified, add 192 for each grommet

freestanding storage

freestanding storage product map

ZJCB Full-Height Bookcase

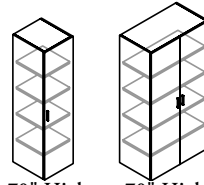
Page 350
 Height : 70" & 84" / Depth : 12", 15-1/2", 20", 24" /
 Width : 15", 18", 30", 36", 42"



84" High 70" High

ZJCD Full-Height Cabinet

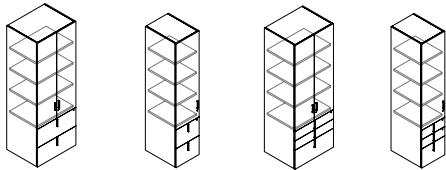
Page 352
 Height : 70" & 84" / Depth : 12", 15-1/2", 20", 24" /
 Width : 15", 18", 30", 36", 42"



70" High (Right Shown) 70" High

ZJCC Full-Height Combination Cabinet

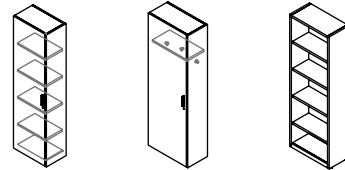
Page 354
 Height : 70" & 84" / Depth : 20" & 24" / Width : 18", 30", 36"



70" High File, File 70" High File, File (Left Shown) 70" High File, File 70" High File, File (Left Shown)

ZJCS Full-Height Side Open Cabinet

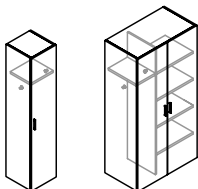
Page 356
 Height : 70" & 84" / Depth : 12" / Width : 20" & 24"



70" High Bookcase (Left Shown) 70" High Wardrobe (Left Shown) 70" High Bookcase

ZJCW Full-Height Wardrobe

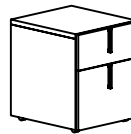
Page 358
 Height : 70" & 84" / Depth : 15-1/2", 20", 24" /
 Width : 15", 18", 30", 36", 42"



70" High (Right Shown) 70" High

ZJAM Mobile Pedestal

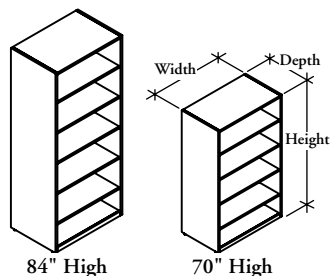
Page 360
 Depth : 20" / Width : 18" / Height : 22"



freestanding storage

Z J C B

Full-Height Bookcase



WHAT'S INCLUDED

1 bookcase with fixed shelves.

NOTES

70" high bookcase has four shelves.

84" high bookcase has five shelves.

Horizontal grain direction Veneer Group 4 only.

Flintwood available in Open Pore finish only.

PRODUCT OPTIONS

Grain Direction	Height	Depth	Width	Finish
H Horizontal	70, 84	12 12"	15, 18, 30, 36, 42	Flintwood
V Vertical		15 15-1/2"		Natural Veneer
		20 20"		CWS Custom Wood Stain
		24 24"		

SAMPLE ORDER CODE

ZJCB V	70	20	30	DV
---------------	-----------	-----------	-----------	-----------

DIMENSIONS

INCHES / MM

H	D	W
70 / 1778	12 / 305	15 / 381
70 / 1778	12 / 305	18 / 457
70 / 1778	12 / 305	30 / 762
70 / 1778	12 / 305	36 / 914
70 / 1778	12 / 305	42 / 1067
70 / 1778	15.5 / 394	15 / 381
70 / 1778	15.5 / 394	18 / 457
70 / 1778	15.5 / 394	30 / 762
70 / 1778	15.5 / 394	36 / 914
70 / 1778	15.5 / 394	42 / 1067
70 / 1778	20 / 508	15 / 381
70 / 1778	20 / 508	18 / 457
70 / 1778	20 / 508	30 / 762
70 / 1778	20 / 508	36 / 914
70 / 1778	20 / 508	42 / 1067
70 / 1778	24 / 610	15 / 381
70 / 1778	24 / 610	18 / 457
70 / 1778	24 / 610	30 / 762
70 / 1778	24 / 610	36 / 914
70 / 1778	24 / 610	42 / 1067

PRICING

VENEER		FLINTWOOD	
Vertical Grain	Horizontal Grain	Vertical Grain	Horizontal Grain
2263	2413	2081	2219
2369	2526	2179	2323
2949	3133	2713	2883
3161	3359	2910	3092
3374	3587	3104	3300
2495	2660	2296	2448
2618	2792	2409	2570
3268	3474	3007	3196
3516	3738	3235	3440
3764	4002	3464	3682
2881	3071	2651	2825
3034	3235	2792	2977
3800	4040	3496	3718
4106	4366	3776	4016
4412	4693	4058	4319
3191	3402	2934	3130
3368	3591	3097	3303
4226	4495	3887	4136
4579	4870	4214	4481
4932	5245	4537	4826

Pricing and upcharges continued on the following page.

Z J C B
Full-Height Bookcase (Continued)

DIMENSIONS
INCHES / MM

H	D	W
84 / 84	12 / 12	15 / 15
84 / 84	12 / 12	18 / 18
84 / 84	12 / 12	30 / 30
84 / 84	12 / 12	36 / 36
84 / 84	12 / 12	42 / 42
84 / 84	15.5 / 394	15 / 381
84 / 84	15.5 / 394	18 / 457
84 / 84	15.5 / 394	30 / 762
84 / 84	15.5 / 394	36 / 914
84 / 84	15.5 / 394	42 / 1067
84 / 84	20 / 508	15 / 381
84 / 84	20 / 508	18 / 457
84 / 84	20 / 508	30 / 762
84 / 84	20 / 508	36 / 914
84 / 84	20 / 508	42 / 1067
84 / 84	24 / 610	15 / 381
84 / 84	24 / 610	18 / 457
84 / 84	24 / 610	30 / 762
84 / 84	24 / 610	36 / 914
84 / 84	24 / 610	42 / 1067

PRICING

VENEER		FLINTWOOD	
Vertical Grain	Horizontal Grain	Vertical Grain	Horizontal Grain
2631	2794	2420	2571
2756	2928	2536	2695
3413	3619	3139	3330
3665	3887	3372	3576
3916	4156	3603	3823
2908	3089	2675	2842
3054	3244	2810	2986
3794	4022	3491	3701
4085	4336	3761	3988
4378	4647	4031	4277
3367	3579	3096	3295
3547	3771	3264	3471
4425	4696	4073	4322
4787	5081	4404	4677
5147	5467	4738	5031
3735	3972	3434	3653
3943	4193	3628	3860
4929	5237	4535	4818
5346	5679	4920	5226
5764	6123	5304	5634

If Rectangular Grommet, Painted is specified, add 181

If Rectangular Grommet, Satin Nickel (A) is specified, add 224

If Round Grommet, Ebony (E) is specified, add 132

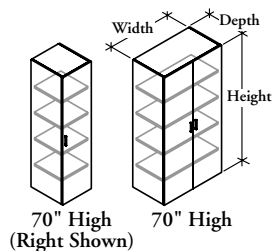
If Round Grommet, Satin Nickel Coordinate (I) is specified, add 192

To order a Custom Color for Dossier please use the code ZCCWS. A one time 978 list charge per color applies.

freestanding storage

Z J C D

Full-Height Cabinet



WHAT'S INCLUDED

1 cabinet, soft close hinged door(s), adjustable shelves, lock and keys (if specified).

NOTES

70" high cabinet has four shelves.

84" high cabinet has five shelves.

Widths 15" and 18" have one door.

Widths 30", 36" and 42" have two doors.

Door Orientation only required for widths 15" and 18".

Horizontal grain direction Veneer Group 4 only.

Flintwood available in Open Pore finish only.

PRODUCT OPTIONS

Grain Direction	Height	Depth	Width	Door Orientation
H Horizontal	70, 84	12 12"	15, 18, 30, 36, 42	L Left R Right
V Vertical		15 15-1/2"		
	20 20"			
	24 24"			

SAMPLE ORDER CODE

ZJCD V	84	20	15	L
---------------	-----------	-----------	-----------	----------

PRODUCT OPTIONS (CONTINUED)

Finish	Pull Style	Pull Finish	Lock	Lock Finish
Flintwood	X Dossier Pull	A Satin Nickel	N No Lock	E Ebony
Natural Veneer	R Rectangular	E Ebony	L Lock	C Polished Chrome
CWS Custom Wood Stain		7 Platinum		
		V Very White		
		X Anthracite		
		2 Burnished Bronze		
		S Sepia Bronze		
		M Graphite		
		F Titanium Grey		
		1 Gilded Ash		

SAMPLE ORDER CODE (CONTINUED)

DV	R	V	L	C
-----------	----------	----------	----------	----------

See pricing on following page.

Z J C D Full-Height Cabinet (Continued)

DIMENSIONS INCHES / MM

H	D	W
70 / 1778	12 / 305	15 / 381
70 / 1778	12 / 305	18 / 457
70 / 1778	12 / 305	30 / 762
70 / 1778	12 / 305	36 / 914
70 / 1778	12 / 305	42 / 1067
70 / 1778	15.5 / 394	15 / 381
70 / 1778	15.5 / 394	18 / 457
70 / 1778	15.5 / 394	30 / 762
70 / 1778	15.5 / 394	36 / 914
70 / 1778	15.5 / 394	42 / 1067
70 / 1778	20 / 508	15 / 381
70 / 1778	20 / 508	18 / 457
70 / 1778	20 / 508	30 / 762
70 / 1778	20 / 508	36 / 914
70 / 1778	20 / 508	42 / 1067
70 / 1778	24 / 610	15 / 381
70 / 1778	24 / 610	18 / 457
70 / 1778	24 / 610	30 / 762
70 / 1778	24 / 610	36 / 914
70 / 1778	24 / 610	42 / 1067
84 / 2134	12 / 305	15 / 381
84 / 2134	12 / 305	18 / 457
84 / 2134	12 / 305	30 / 762
84 / 2134	12 / 305	36 / 914
84 / 2134	12 / 305	42 / 1067
84 / 2134	15.5 / 394	15 / 381
84 / 2134	15.5 / 394	18 / 457
84 / 2134	15.5 / 394	30 / 762
84 / 2134	15.5 / 394	36 / 914
84 / 2134	15.5 / 394	42 / 1067
84 / 2134	20 / 508	15 / 381
84 / 2134	20 / 508	18 / 457
84 / 2134	20 / 508	30 / 762
84 / 2134	20 / 508	36 / 914
84 / 2134	20 / 508	42 / 1067
84 / 2134	24 / 610	15 / 381
84 / 2134	24 / 610	18 / 457
84 / 2134	24 / 610	30 / 762
84 / 2134	24 / 610	36 / 914
84 / 2134	24 / 610	42 / 1067

PRICING

VENEER		FLINTWOOD	
Vertical Grain	Horizontal Grain	Vertical Grain	Horizontal Grain
2913	3085	2680	2838
3073	3258	2827	2996
3938	4167	3623	3834
4263	4515	3921	4154
4624	4899	4256	4509
3133	3321	2883	3055
3309	3510	3047	3229
4236	4485	3899	4126
4593	4865	4225	4476
4986	5284	4585	4862
3502	3714	3223	3416
3703	3931	3407	3616
4732	5016	4354	4614
5139	5450	4727	5012
5584	5921	5138	5448
3796	4027	3492	3703
4018	4265	3698	3926
5130	5439	4720	5003
5578	5917	5132	5443
6063	6434	5579	5919
3338	3528	3070	3246
3530	3736	3249	3436
4519	4780	4157	4397
4905	5193	4513	4779
5333	5646	4905	5195
3600	3810	3311	3505
3812	4036	3507	3714
4874	5159	4483	4745
5297	5609	4874	5163
5757	6100	5297	5614
4040	4280	3718	3937
4282	4537	3939	4176
5464	5788	5028	5325
5948	6304	5474	5801
6470	6861	5952	6312
4392	4654	4040	4282
4657	4937	4284	4543
5938	6292	5461	5790
6468	6861	5951	6312
7038	7468	6477	6871

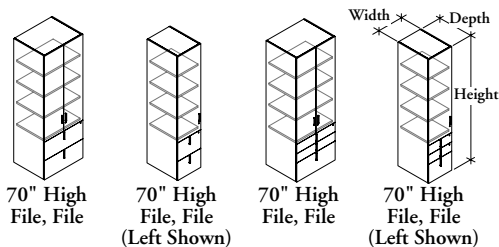
If Lock (L) is specified, add 93

To order a Custom Color for Dossier please use the code ZCCWS. A one time 978 list charge per color applies.

freestanding storage

ZJCC

Full-Height Combination Cabinet



WHAT'S INCLUDED

1 cabinet, soft close hinged door(s), adjustable shelves, drawers with pulls (as specified), 1 pencil tray (as specified), lock and keys (if specified).

NOTES

Width 18" has one door.

Widths 30" and 36" have two doors.

Door Orientation only required for width 18".

Pencil Tray is only available for Box, Box, File (B) Drawer Combinations with 18" width.

Pencil Tray for Ebony Drawer Boxes is available in Ebony (standard) or Solid Surface (upcharge).

Pencil Tray for Maple Drawer Boxes is available in Maple (standard) or Solid Surface (upcharge).

Alignment height options allows specification to match 27-1/2" and 29" credenza and pedestal heights.

Horizontal grain direction Veneer Group 4 only.

Flintwood available in Open Pore finish only.

PRODUCT OPTIONS

Drawer Combination	Grain Direction	Alignment Height	Height	Depth	Width	Door Orientation	Finish
F File, File	H Horizontal	27-1/2, 29	70, 84	20, 24	18, 30, 36	L Left	Flintwood
B Box, Box, File	V Vertical					R Right	Natural Veneer
							CWS Custom Wood Stain

SAMPLE ORDER CODE

ZJCC B	H	27	70	20	18	L	DV
--------	---	----	----	----	----	---	----

PRODUCT OPTIONS (CONTINUED)

Drawer Box and/or Pencil Tray Finish	Pull Style	Pull Finish	Lock	Lock Finish
E Ebony Drawer Box (Only for 30", 36" Widths)	X Dossier Pull	A Satin Nickel	N No Lock	E Ebony
EE Ebony Drawer Box, Ebony Pencil Tray (Only for 18" Wide)	R Rectangular	E Ebony	L Lock	C Polished Chrome
EC Ebony Drawer Box, Solid Surface Pencil Tray (Only for 18" Wide)		7 Platinum		
M Maple Drawer Box (Only for 30", 36" Widths)		V Very White		
MM Maple Drawer Box, Maple Pencil Tray (Only for 18" Wide)		X Anthracite		
MC Maple Drawer Box, Solid Surface Pencil Tray (Only for 18" Wide)		2 Burnished Bronze		
		S Sepia Bronze		
		M Graphite		
		F Titanium Grey		
		1 Gilded Ash		

SAMPLE ORDER CODE (CONTINUED)

M	X	A	L	C
---	---	---	---	---

See pricing on following page.

ZJCC
Full-Height Combination Cabinet
(Continued)

DIMENSIONS
INCHES / MM

H	D	W
70 / 1778	20 / 508	18 / 457
70 / 1778	20 / 508	30 / 762
70 / 1778	20 / 508	36 / 914
70 / 1778	24 / 610	18 / 457
70 / 1778	24 / 610	30 / 762
70 / 1778	24 / 610	36 / 914
84 / 2134	20 / 508	18 / 457
84 / 2134	20 / 508	30 / 762
84 / 2134	20 / 508	36 / 914
84 / 2134	24 / 610	18 / 457
84 / 2134	24 / 610	30 / 762
84 / 2134	24 / 610	36 / 914

PRICING

BOX, BOX, FILE (B)							
EBONY DRAWER BOX, EBONY PENCIL TRAY				MAPLE DRAWER BOX, MAPLE PENCIL TRAY			
VENEER		FLINTWOOD		VENEER		FLINTWOOD	
Vertical Grain	Horizontal Grain	Vertical Grain	Horizontal Grain	Vertical Grain	Horizontal Grain	Vertical Grain	Horizontal Grain
4826	5043	4536	4741	5115	5345	4826	5043
5846	6115	5494	5747	6195	6481	5846	6115
6359	6652	5977	6253	6739	7050	6359	6652
5113	5503	4806	5173	5418	5833	5113	5503
6349	6641	5970	6242	6730	7039	6349	6641
6739	7060	6335	6637	7145	7484	6739	7060
5405	5651	5079	5312	5727	5990	5405	5651
6577	6888	6184	6473	6972	7299	6577	6888
7013	7353	6592	6912	7435	7794	7013	7353
5750	6021	5407	5661	6095	6382	5750	6021
7003	7341	6583	6899	7422	7781	7003	7341
7631	8004	7173	7523	8089	8484	7631	8004

FILE, FILE (F)							
EBONY DRAWER BOX				MAPLE DRAWER BOX			
VENEER		FLINTWOOD		VENEER		FLINTWOOD	
Vertical Grain	Horizontal Grain	Vertical Grain	Horizontal Grain	Vertical Grain	Horizontal Grain	Vertical Grain	Horizontal Grain
4687	4904	4406	4611	4957	5187	4687	4904
5809	6079	5461	5712	6146	6431	5809	6079
6167	6462	5798	6075	6527	6837	6167	6462
5128	5365	4821	5043	5423	5674	5128	5365
6160	6451	5791	6064	6517	6827	6160	6451
6549	6870	6158	6458	6931	7271	6549	6870
5265	5512	4950	5180	5567	5831	5266	5512
6541	6851	6148	6438	6922	7249	6541	6851
6977	7318	6558	6879	7382	7744	6977	7318
5768	6038	5419	5674	6099	6388	5768	6038
6965	7305	6548	6866	7373	7731	6965	7305
7442	7814	6995	7345	7877	8270	7442	7814

If Lock (L) is specified, add 93

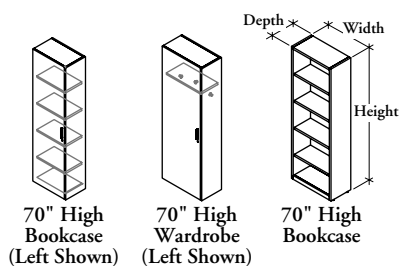
If Solid Surface Pencil Tray is specified, add 444

To order a Custom Color for Dossier please use the code ZCCWS. A one time 978 list charge per color applies.

freestanding storage

ZJCS

Full-Height Side Open Cabinet



70" High Bookcase (Left Shown)

70" High Wardrobe (Left Shown)

70" High Bookcase

WHAT'S INCLUDED

1 bookcase or wardrobe cabinet, soft close hinged door (as specified), adjustable or fixed shelves (as specified), lock and keys (if specified), mirror (as specified), wardrobe unit only.

NOTES

Bookcase has fixed shelves.

Wardrobe has an adjustable shelf and hooks.

Orientation, Pull and Lock options are only required for Wardrobe.

If depth 20" or 24" is selected, the Door Orientation (Left or Right) must be specified.

Units are meant to be used at the end of a credenza and have finish back for perpendicular orientation.

When Mirror option is selected, it is installed on the interior of the door.

Horizontal grain direction Veneer Group 4 only.

Flintwood available in Open Pore finish only.

PRODUCT OPTIONS

Configuration	Grain Direction	Height	Depth	Width
1 Bookcase	H Horizontal	70, 84	20 20"	12
2 Wardrobe	V Vertical		24 24"	
3 Storage				

SAMPLE ORDER CODE

ZJCS 2	V	70	20	12
--------	---	----	----	----

PRODUCT OPTIONS (CONTINUED)

Orientation	Interior Mirror (Wardrobe option only)	Interior Mirror	Finish	Pull Style	Pull Finish	Lock	Lock Finish
L Left	M With Mirror	M With Mirror	Flintwood	X Dossier Pull	A Satin Nickel	N No Lock	E Ebony
R Right	N Without Mirror	N Without Mirror	Natural Veneer CWS Custom Wood Stain	R Rectangular	E Ebony 7 Platinum V Very White X Anthracite 2 Burnished Bronze S Sepia Bronze M Graphite F Titanium Grey 1 Gilded Ash	L Lock	C Polished Chrome

SAMPLE ORDER CODE (CONTINUED)

L	M	N	DV	X	A	L	C
---	---	---	----	---	---	---	---

See pricing on following page.

ZJCS
Full-Height Side Open Cabinet
(Continued)

DIMENSIONS
INCHES / MM

H	D	W
70 / 1778	20 / 508	12 / 305
70 / 1778	24 / 610	12 / 305
84 / 2134	20 / 508	12 / 305
84 / 2134	24 / 610	12 / 305

70 / 1778	20 / 508	12 / 305
70 / 1778	24 / 610	12 / 305
84 / 2134	20 / 508	12 / 305
84 / 2134	24 / 610	12 / 305

70 / 1778	20 / 508	12 / 305
70 / 1778	24 / 610	12 / 305
84 / 2134	20 / 508	12 / 305
84 / 2134	24 / 610	12 / 305

PRICING

BOOKCASE			
VENEER		FLINTWOOD	
Vertical Grain	Horizontal Grain	Vertical Grain	Horizontal Grain
2922	3176	2687	2923
3101	3369	2854	3098
3359	3634	3092	3343
3573	3862	3286	3551

WARDROBE			
VENEER		FLINTWOOD	
Vertical Grain	Horizontal Grain	Vertical Grain	Horizontal Grain
2888	2888	2656	2656
3046	3046	2801	2801
3345	3345	3078	3078
3539	3539	3256	3256

STORAGE			
VENEER		FLINTWOOD	
Vertical Grain	Horizontal Grain	Vertical Grain	Horizontal Grain
2644	2888	2433	2656
2790	3046	2569	2801
3082	3345	2836	3078
3262	3539	3001	3256

If Lock (L) is specified, add 93

To order a Custom Color for Dossier please use the code ZCCWS. A one time 978 list charge per color applies.

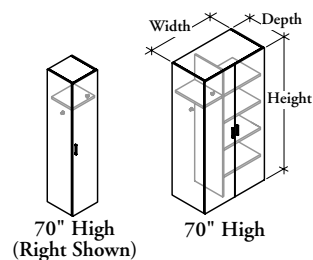
If Mirror is specified, add;

70" - 15"	754
70" - 18"	896
84" - 15"	871
84" - 18"	1034

freestanding storage

Z J C W

Full-Height Wardrobe



WHAT'S INCLUDED

1 wardrobe cabinet, soft close hinged door(s) (as specified), fixed shelf and/or adjustable shelf(ves) (as specified), mirror (if specified), hooks, lock and keys (if specified).

NOTES

Widths 15" and 18" have one door and one fixed shelf.

Widths 30", 36" and 42" have two doors and four adjustable shelves.

Door Orientation only required for widths 15" and 18".

Mirror is installed on interior of either handed door (L, R) in single door scenario.

When mirror is specified on Full Height Wardrobe with Double Doors, it is installed on the right hand door.

Horizontal grain direction Veneer Group 4 only.

Flintwood available in Open Pore finish only.

PRODUCT OPTIONS

Grain Direction	Height	Depth	Width	Door Orientation
H Horizontal	70, 84	15 15-1/2"	15, 18, 30, 36, 42	L Left
V Vertical		20 20"		R Right
		24 24"		

SAMPLE ORDER CODE

ZJCW V	84	15	30	L
---------------	-----------	-----------	-----------	----------

PRODUCT OPTIONS (CONTINUED)

Interior Mirror	Finish	Pull Style	Pull Finish	Lock	Lock Finish
M With Mirror	Flintwood	X Dossier Pull	A Satin Nickel	N No Lock	E Ebony
N Without Mirror	Natural Veneer	R Rectangular	E Ebony	L Lock	C Polished Chrome
	CWS Custom Wood Stain		7 Platinum		
			V Very White		
			X Anthracite		
			2 Burnished Bronze		
			S Sepia Bronze		
			M Graphite		
			F Titanium Grey		
			1 Gilded Ash		

SAMPLE ORDER CODE (CONTINUED)

N	DV	X	L	L	C
----------	-----------	----------	----------	----------	----------

See pricing on following page.

Z J C W
Full-Height Wardrobe (Continued)

DIMENSIONS
INCHES / MM

H	D	W
70 / 1778	15.5 / 394	15 / 381
70 / 1778	15.5 / 394	18 / 457
70 / 1778	15.5 / 394	30 / 762
70 / 1778	15.5 / 394	36 / 914
70 / 1778	15.5 / 394	42 / 1067
70 / 1778	20 / 508	15 / 381
70 / 1778	20 / 508	18 / 457
70 / 1778	20 / 508	30 / 762
70 / 1778	20 / 508	36 / 914
70 / 1778	20 / 508	42 / 1067
70 / 1778	24 / 610	15 / 381
70 / 1778	24 / 610	18 / 457
70 / 1778	24 / 610	30 / 762
70 / 1778	24 / 610	36 / 914
70 / 1778	24 / 610	42 / 1067
84 / 2134	15.5 / 394	15 / 381
84 / 2134	15.5 / 394	18 / 457
84 / 2134	15.5 / 394	30 / 762
84 / 2134	15.5 / 394	36 / 914
84 / 2134	15.5 / 394	42 / 1067
84 / 2134	20 / 508	15 / 381
84 / 2134	20 / 508	18 / 457
84 / 2134	20 / 508	30 / 762
84 / 2134	20 / 508	36 / 914
84 / 2134	20 / 508	42 / 1067
84 / 2134	24 / 610	15 / 381
84 / 2134	24 / 610	18 / 457
84 / 2134	24 / 610	30 / 762
84 / 2134	24 / 610	36 / 914
84 / 2134	24 / 610	42 / 1067

PRICING

VENEER		FLINTWOOD	
Vertical Grain	Horizontal Grain	Vertical Grain	Horizontal Grain
2984	3081	2744	2835
3123	3229	2875	2970
4642	4831	4270	4446
4983	5197	4583	4781
5347	5587	4921	5141
3288	3405	3025	3133
3441	3568	3164	3282
5234	5463	4815	5027
5621	5877	5170	5408
6037	6322	5553	5816
3531	3665	3250	3372
3695	3839	3400	3531
5707	5971	5249	5492
6130	6423	5640	5910
6587	6910	6060	6358
3458	3578	3182	3295
3635	3766	3344	3465
5290	5515	4866	5074
5686	5940	5233	5463
6113	6395	5624	5882
3838	3981	3530	3663
4032	4187	3708	3854
5981	6252	5502	5751
6429	6729	5914	6191
6907	7245	6356	6664
4140	4305	3809	3962
4349	4527	4002	4163
6533	6839	6012	6293
7023	7363	6460	6774
7547	7923	6943	7290

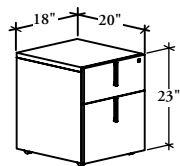
If Lock (L) is specified, add 93
To order a Custom Color for Dossier please use the code ZCCWS.
A one time 866 list charge per color applies.

If Mirror is specified, add;

70" - 15"	754
70" - 18"	896
84" - 15"	871
84" - 18"	1034

freestanding storage

Z J A M Mobile Pedestal



WHAT'S INCLUDED

1 pedestal cabinet with casters, soft close drawers with pulls (as specified), 1 pencil tray (as specified), lock and keys (if specified).

NOTES

Pencil Tray for Ebony Drawer Boxes is available in Ebony (standard) or Solid Surface (upcharge).

Pencil Tray for Maple Drawer Boxes is available in Maple (standard) or Solid Surface (upcharge).

Horizontal grain direction Veneer Group 4 only.

Flintwood available in Open Pore finish only.

PRODUCT OPTIONS

Grain Direction	Depth	Width	Finish
H Horizontal V Vertical	20	18	Flintwood Natural Veneer CWS Custom Wood Stain

SAMPLE ORDER CODE

ZJAM V	20	18	DV
---------------	-----------	-----------	-----------

PRODUCT OPTIONS (CONTINUED)

Drawer Box and/or Pencil Tray Finish	Pull Style	Pull Finish	Lock	Lock Finish
EE Ebony Drawer Box, Ebony Pencil Tray	X Dossier Pull	A Satin Nickel	N No Lock	E Ebony
EC Ebony Drawer Box, Solid Surface Pencil Tray	R Rectangular	E Ebony	L Lock	C Polished Chrome
MM Maple Drawer Box, Maple Pencil Tray		7 Platinum		
MC Maple Drawer Box, Solid Surface Pencil Tray		V Very White		
		X Anthracite		
		2 Burnished Bronze		
		S Sepia Bronze		
		M Graphite		
		F Titanium Grey		
		1 Gilded Ash		

SAMPLE ORDER CODE (CONTINUED)

MM	X	A	L	C
-----------	----------	----------	----------	----------

See pricing on following page.

Z J A M
Mobile Pedestal (Continued)

**DIMENSIONS
 INCHES / MM**

D	W
20 / 508	18 / 457

PRICING

EBONY DRAWER BOX, EBONY PENCIL TRAY

VENEER		FLINTWOOD	
Vertical Grain	Horizontal Grain	Vertical Grain	Horizontal Grain
2474	2587	2324	2432

MAPLE DRAWER BOX, MAPLE PENCIL TRAY

VENEER		FLINTWOOD	
Vertical Grain	Horizontal Grain	Vertical Grain	Horizontal Grain
2624	2742	2481	2432

If Lock (L) is specified, add 93

To order a Custom Color for Dossier please use the code ZCCWS. A one time 978 list charge per color applies.

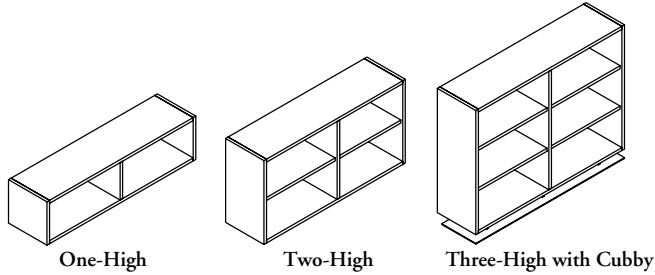
wall mount storage

wall mount storage product map

ZJMO Wall Mount Storage – Open

Page 364

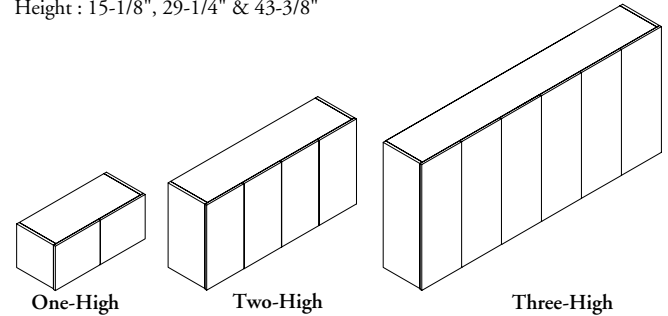
Depth : 12", 15-1/2", 18-1/2" / Width: 15", 18" & 30" - 108" (6" increments) /
Height : 15-1/8", 29-1/4" & 43-3/8"



ZJMH Wall Mount Storage – Hinged Doors

Page 368

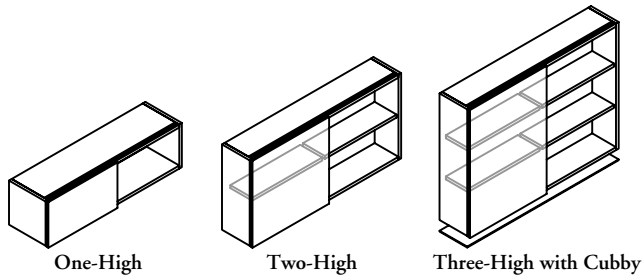
Depth : 12", 15-1/2", 18-1/2" / Width: 15", 18" & 30" - 108" (6" increments) /
Height : 15-1/8", 29-1/4" & 43-3/8"



ZJMS Wall Mount Storage – Single Sliding Door

Page 372

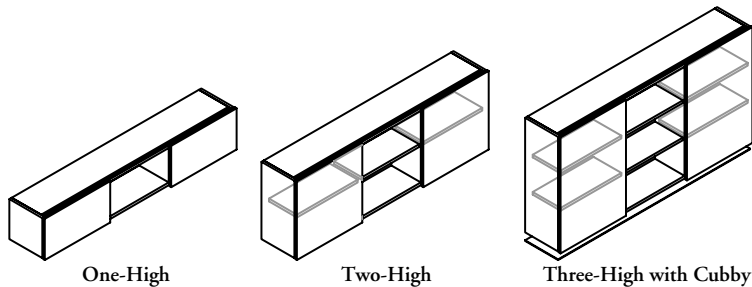
Depth : 12", 15-1/2", 18-1/2" / Width: 54" - 84" (6" increments) /
Height : 15-1/8", 29-1/4" & 43-3/8"



ZJMD Wall Mount Storage – Double Sliding Door

Page 376

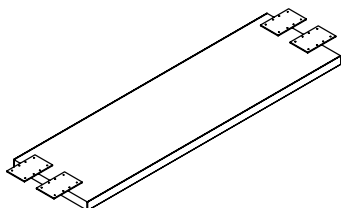
Depth : 15-1/2" & 18-1/2" / Width: 84" - 108" (6" increments) /
Height : 15-1/8", 29-1/4" & 43-3/8"



ZJWT Top Panel for use with Wall Mount Storage

Page 378

Depth : 10-1/2", 12", 14, 15-1/2" /
Width: 15", 18" & 30" - 48" (6" increments)



ZJWE Full-Height End Panel

Page 379

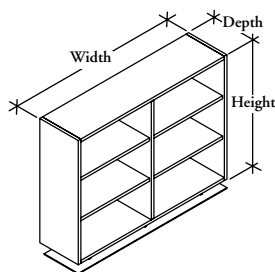
Height : 70" & 84" / Depth: 12" & 15-1/2"



wall mount storage

ZJMO

Wall Mount Storage – Open



Three-High with Cubby

WHAT'S INCLUDED

1 open storage cabinet, fixed shelves (as specified), cubby (if specified), valance with light (if specified)

WHAT'S EXCLUDED

Hardware and reinforcement materials for wall mounting.

NOTES

If depth 18-1/2" is selected, only One-High (S) and Two-High (D) configurations are available with widths 30" - 108".

12" depth is only available in width 15" - 42".

Three-High (T) configuration with 15-1/2" depth is only available in 15" - 84".

Three-High (T) configuration is **not** available with 18" depth.

Cubby option is only available with 15-1/2" depth.

One-High configuration has a single fixed shelf.

Two-High configuration has two fixed shelves.

Three-High configuration has three fixed shelves.

If widths 15" - 42" have one opening.

If widths 48" - 78" have two openings.

If widths 84" - 108" have three openings.

Cubby shelf is only available with depth 15 (15 1/2").

Valance options only available when Cubby is **not** specified.

Horizontal grain direction Veneer Group 4 only.

Flintwood available in Open Pore finish only.

PRODUCT OPTIONS

Cubby Shelf	Configuration Height	Grain Direction	Depth	Width
N No Cubby	S One-High (15-1/8")	H Horizontal	12 12	15, 18, 30, 36, 42, 48, 54, 60, 66, 72, 78, 84, 90, 96, 102, 108
C Cubby	D Two-High (29-1/4")	V Vertical	15 15-1/2"	
V No Cubby with Valance	T Three-High (43-3/8") (Shown)		18 18-1/2"	

SAMPLE ORDER CODE

ZJMO N	D	V	15	102
---------------	----------	----------	-----------	------------

PRODUCT OPTIONS (CONTINUED)

Door Finish	Case Finish	Cubby Shelf Finish	Cubby Divider Finish
Flintwood	Flintwood	Veneer	A Satin Nickel
Veneer	Veneer	CWS Custom Wood Stain	E Ebony
Back-painted Glass	CWS Custom Wood Stain	A5 Glass	7 Platinum
		MV White Solid Surface	V Very White
			X Anthracite
			2 Burnished Bronze
			S Sepia Bronze
			M Graphite
			F Titanium Grey
			1 Gilded Ash

SAMPLE ORDER CODE (CONTINUED)

DV			
-----------	--	--	--

See pricing on following page.

Z J M O
Wall Mount Storage – Open
(Continued)

DIMENSIONS
INCHES / MM

PRICING

D		W		ONE-HIGH (S)				TWO-HIGH (D)				THREE-HIGH (T)			
				VENEER		FLINTWOOD		VENEER		FLINTWOOD		VENEER		FLINTWOOD	
				Vertical Grain	Horizontal Grain	Vertical Grain	Horizontal Grain	Vertical Grain	Horizontal Grain	Vertical Grain	Horizontal Grain	Vertical Grain	Horizontal Grain	Vertical Grain	Horizontal Grain
12 / 305	15 / 381	1239	1389	1159	1299	1620	1784	1515	1668	2037	2217	1904	2073		
12 / 305	18 / 457	1278	1431	1195	1338	1678	1846	1568	1728	2116	2302	1978	2152		
12 / 305	30 / 762	1511	1675	1414	1565	1995	2177	1864	2037	2521	2729	2357	2550		
12 / 305	36 / 914	1587	1755	1484	1639	2111	2300	1973	2151	2680	2898	2507	2710		
12 / 305	42 / 1067	1661	1834	1554	1714	2224	2424	2081	2266	2841	3069	2655	2869		
15 / 381	15 / 381	1400	1555	1308	1455	1824	1996	1705	1867	2545	2990	2381	2795		
15 / 381	18 / 457	1443	1603	1351	1499	1894	2069	1770	1934	2638	3090	2467	2889		
15 / 381	30 / 762	1705	1875	1593	1754	2248	2443	2102	2285	3096	3490	2894	3262		
15 / 381	36 / 914	1795	1970	1677	1842	2385	2589	2230	2420	3283	3688	3070	3448		
15 / 381	42 / 1067	1881	2065	1760	1929	2521	2733	2357	2556	3471	3380	3244	3161		
15 / 381	48 / 1219	2316	2510	2167	2347	3063	3297	2863	3082	3885	3825	3634	3576		
15 / 381	54 / 1372	2405	2605	2248	2435	3199	3442	2990	3217	4243	4110	3967	3842		
15 / 381	60 / 1524	2577	2783	2409	2604	3420	3671	3198	3432	4429	4308	4142	4031		
15 / 381	66 / 1676	2665	2878	2491	2690	3555	3816	3324	3569	4617	4509	4317	4216		
15 / 381	72 / 1829	2754	2971	2575	2779	3692	3962	3450	3702	4804	4961	4492	4639		
15 / 381	78 / 1981	2843	3066	2658	2866	3829	4106	3578	3839	4992	5162	4667	4826		
15 / 381	84 / 2134	3192	3427	2985	3204	4284	4583	4007	4285	4897	5689	4579	5321		
15 / 381	90 / 2286	3279	3523	3066	3295	4422	4728	4134	4422						
15 / 381	96 / 2438	3369	3617	3150	3381	4557	4874	4260	4558						
15 / 381	102 / 2591	3456	3710	3233	3470	4693	5020	4388	4693						
15 / 381	108 / 2743	3545	3806	3314	3558	4828	5165	4515	4828						

Pricing and upcharges continued on the following page.

wall mount storage

Z J M O

Wall Mount Storage – Open (Continued)

DIMENSIONS
INCHES / MM

PRICING

		ONE-HIGH (S)				TWO-HIGH (D)			
		VENEER		FLINTWOOD		VENEER		FLINTWOOD	
D	W	Vertical Grain	Horizontal Grain	Vertical Grain	Horizontal Grain	Vertical Grain	Horizontal Grain	Vertical Grain	Horizontal Grain
18 / 457	15 / 381	n/a	n/a	n/a	n/a	n/a	n/a	n/a	n/a
18 / 457	18 / 457	n/a	n/a	n/a	n/a	n/a	n/a	n/a	n/a
18 / 457	30 / 762	1813	1992	1695	1861	2418	2626	2260	2454
18 / 457	36 / 914	1916	2100	1792	1965	2574	2790	2407	2610
18 / 457	42 / 1067	2017	2210	1887	2066	2731	2959	2554	2766
18 / 457	48 / 1219	2484	2689	2321	2513	3324	3575	3108	3343
18 / 457	54 / 1372	2585	2799	2418	2615	3479	3741	3254	3498
18 / 457	60 / 1524	2773	2991	2592	2796	3721	3993	3479	3735
18 / 457	66 / 1676	2875	3099	2685	2898	3879	4159	3625	3889
18 / 457	72 / 1829	2976	3209	2782	3001	4035	4327	3771	4047
18 / 457	78 / 1981	3078	3319	2879	3102	4190	4494	3917	4202
18 / 457	84 / 2134	3457	3714	3233	3472	4700	5027	4394	4701
18 / 457	90 / 2286	3561	3822	3329	3574	4855	5193	4541	4855
18 / 457	96 / 2438	3663	3932	3425	3675	5011	5360	4685	5011
18 / 457	102 / 2591	3765	4039	3520	3776	5168	5527	4831	5167
18 / 457	108 / 2743	3867	4149	3616	3880	5325	5695	4978	5324

To order a Custom Color for Dossier please use the code ZCCWS. A one time 978 list charge per color applies.

If Cubby Shelf is specified, add;

	Veneer Shelf with Painted Divider	Solid Surface Shelf with Painted Divider	Glass Shelf with Painted Divider
15"	573	983	1103
18"	588	983	1146
30"	774	1548	1310
36"	804	1548	1393
42"	833	1548	1475
48"	963	1649	1659
54"	992	1649	1740
60"	1023	1649	1825
66"	1052	1649	1906
72"	1184	1751	2090
78"	1213	1751	2173
84"	1242	2587	2255
90"	1372	2687	2439
96"	1402	2687	2522
102"	1432	2687	2605
108"	1462	2687	2685

If Satin Nickel Divider is specified, add;

15" - 42"	282
48" - 66"	423
72" - 84"	566
90" - 108"	706

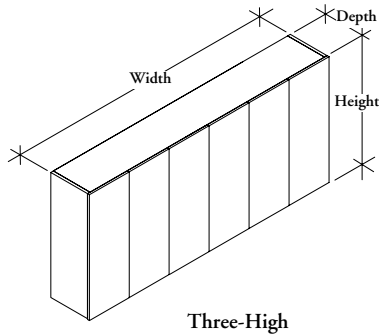
If Valance is specified, add;

30" - 36"	997
44" - 48"	1237
54" - 108"	1421

wall mount storage

Z J M H

Wall Mount Storage – Hinged Doors



WHAT'S INCLUDED

1 storage cabinet, soft close hinged door(s), adjustable shelves (as specified), cubby (if specified), valance with light (if specified).

WHAT'S EXCLUDED

Hardware and reinforcement materials for wall mounting.

NOTES

Cubby option is only available with 15-1/2" depth.
 12" Depth is only available in widths 15" - 42".
 Three-High configuration with 15-1/2" depth is only available in widths 15" - 84".
 Three-High configuration is **not** available with 18" depth.
 Door Orientation only required for widths 15" and 18".
 One-High configuration has a single fixed shelf.
 Two-High configuration has one fixed and one adjustable shelf.
 Three-High configuration has one fixed and two adjustable shelves.
 Widths 15" - 18" have one door.
 Widths 30" - 42" have two doors.
 Widths 48" - 54" have three doors.
 Widths 60" - 78" have four doors.
 Widths 84" - 108" have six doors.
 Cubby shelf is only available with depth 15" (15-1/2").
 Valance options only available without Cubby (or when Cubby is **not** specified).
 Horizontal grain direction Veneer Group 4 only.
 Flintwood available in Open Pore finish only.

PRODUCT OPTIONS

Cubby Shelf	Configuration Height	Grain Direction	Depth	Width
N No Cubby	S One-High (15-1/8")	H Horizontal	12 12	15, 18, 30, 36, 42, 48, 54, 60, 66, 72, 78, 84, 90, 96, 102, 108
C Cubby	D Two-High (29-1/4")	V Vertical	15 15-1/2"	
V No Cubby with Valance	T Three-High (43-3/8") (Shown)		18 18-1/2"	

SAMPLE ORDER CODE

ZJMH N	D	V	12	78
---------------	----------	----------	-----------	-----------

PRODUCT OPTIONS (CONTINUED)

Orientation	Door and Case Finish	Lock	Lock Finish	Cubby Shelf Finish	Cubby Divider Finish
L Left	Flintwood	N No Lock	E Ebony	Flintwood	A Satin Nickel
R Right	Veneer	L Lock	C Polished Chrome	Veneer	E Ebony
	CWS Custom Wood Stain			CWS Custom Wood Stain	7 Platinum
				A5 Glass	V Very White
				MV White Solid Surface	X Anthracite
					2 Burnished Bronze
					S Sepia Bronze
					M Graphite
					F Titanium Grey
					1 Gilded Ash

SAMPLE ORDER CODE (CONTINUED)

	DV	L	C	
--	-----------	----------	----------	--

See pricing on following page.

Z J M H

Wall Mount Storage – Hinged Doors
(Continued)

DIMENSIONS
INCHES / MM

PRICING

D		W		ONE-HIGH (S)				TWO-HIGH (D)				THREE-HIGH (T)			
				VENEER		FLINTWOOD		VENEER		FLINTWOOD		VENEER		FLINTWOOD	
				Vertical Grain	Horizontal Grain	Vertical Grain	Horizontal Grain	Vertical Grain	Horizontal Grain	Vertical Grain	Horizontal Grain	Vertical Grain	Horizontal Grain	Vertical Grain	Horizontal Grain
12 / 305	15 / 381	1591	1832	1505	1731	1898	2191	1794	2071	2274	2581	2148	2440		
12 / 305	18 / 457	1645	1887	1555	1783	1984	2286	1876	2161	2400	2716	2267	2566		
12 / 305	30 / 762	2066	2321	1950	2194	2548	2875	2408	2716	3132	3482	2960	3291		
12 / 305	36 / 914	2170	2434	2049	2299	2725	3063	2575	2893	3383	3750	3198	3545		
12 / 305	42 / 1067	2275	2547	2149	2407	2901	3252	2742	3072	3635	4020	3434	3799		
15 / 381	15 / 381	1661	1948	1571	1842	2028	2326	1916	2198	2420	2734	2287	2584		
15 / 381	18 / 457	1722	2011	1627	1901	2126	2433	2008	2298	2559	2884	2419	2724		
15 / 381	30 / 762	2170	2475	2049	2339	2730	3063	2579	2893	3346	3709	3162	3505		
15 / 381	36 / 914	2287	2604	2162	2460	2926	3274	2765	3094	3624	4007	3425	3786		
15 / 381	42 / 1067	2406	2730	2274	2579	3123	3483	2952	3293	3904	4304	3688	4069		
15 / 381	48 / 1219	3069	3406	2900	3219	4020	4408	3799	4163	4978	5415	4705	5118		
15 / 381	54 / 1372	3190	3532	3014	3339	4218	4617	3986	4363	5258	5712	4968	5399		
15 / 381	60 / 1524	3644	3998	3444	3776	4835	5248	4570	4961	6230	6708	5889	6337		
15 / 381	66 / 1676	3763	4124	3555	3899	5033	5460	4756	5161	6508	7005	6151	6620		
15 / 381	72 / 1829	3881	4251	3667	4016	5230	5671	4941	5359	6788	7302	6414	6900		
15 / 381	78 / 1981	4001	4377	3780	4137	5428	5880	5129	5557	7066	7600	6676	7182		
15 / 381	84 / 2134	4537	4925	4288	4654	6365	6843	6016	6467	8306	8876	7851	8388		
15 / 381	90 / 2286	4657	5052	4401	4773	6563	7056	6201	6666						
15 / 381	96 / 2438	4775	5178	4513	4894	6759	7267	6388	6866						
15 / 381	102 / 2591	4894	5306	4623	5012	6957	7475	6572	7064						
15 / 381	108 / 2743	5012	5432	4738	5133	7151	7686	6759	7265						

Pricing and upcharges continued on the following page.

wall mount storage

Z J M H

Wall Mount Storage – Hinged Doors (Continued)

DIMENSIONS
INCHES / MM

PRICING

	ONE-HIGH (S)				TWO-HIGH (D)			
	VENEER		FLINTWOOD		VENEER		FLINTWOOD	
	Vertical Grain	Horizontal Grain	Vertical Grain	Horizontal Grain	Vertical Grain	Horizontal Grain	Vertical Grain	Horizontal Grain
18 / 457 15 / 381	1732	2025	1637	1911	114	2420	1999	2287
18 / 457 18 / 457	1799	2095	1700	1979	222	2536	2102	2396
18 / 457 30 / 762	2273	2587	2148	2444	866	3210	2710	3034
18 / 457 36 / 914	2406	2729	2274	2578	086	3444	2915	3254
18 / 457 42 / 1067	2537	2869	2399	2713	302	3674	3121	3473
18 / 457 48 / 1219	3231	3578	3054	3381	250	4653	4015	4396
18 / 457 54 / 1372	3364	3720	3178	3516	468	4885	4222	4616
18 / 457 60 / 1524	3833	4198	3622	3968	106	5537	4826	5234
18 / 457 66 / 1676	3965	4340	3745	4102	324	5771	5031	5453
18 / 457 72 / 1829	4095	4481	3870	4235	541	6003	5238	5673
18 / 457 78 / 1981	4228	4621	3997	4368	757	6234	5441	5892
18 / 457 84 / 2134	4781	5184	4517	4898	747	7252	6376	6855
18 / 457 90 / 2286	4914	5325	4644	5032	964	7485	6582	7073
18 / 457 96 / 2438	5044	5466	4768	5166	181	7716	6787	7293
18 / 457 102 / 2591	5177	5607	4893	5301	399	7950	6994	7513
18 / 457 108 / 2743	5310	5748	5019	5432	615	8181	7198	7732

To order a Custom Color for Dossier please use the code ZCCWS. A one time 978 list charge per color applies.

If Lock (L) is specified, add 89 per lock

If Cubby Shelf is specified, add;

	Flintwood Shelf with Painted Divider	Veneer Shelf with Painted Divider	Solid Surface Shelf with Painted Divider	Glass Shelf with Painted Divider
15"	542	573	983	1103
18"	556	588	983	1146
30"	731	774	1548	1310
36"	759	804	1548	1393
42"	788	833	1548	1475
48"	912	963	1649	1659
54"	940	992	1649	1740
60"	965	1023	1649	1825
66"	995	1052	1649	1906
72"	1118	1184	1751	2090
78"	1147	1213	1751	2173
84"	1174	1242	2587	2255
90"	1297	1372	2687	2439
96"	1324	1402	2687	2522
102"	1353	1432	2687	2605
108"	1382	1462	2687	2685

If Satin Nickel Divider is specified, add;

16" - 44"	282
51" - 70"	423
76" - 89"	566
95" - 114"	706

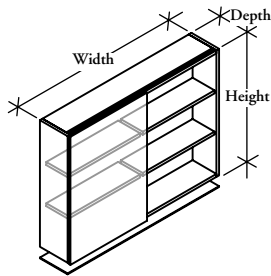
If Valance is specified, add;

30" - 36"	997
42" - 48"	1237
54" - 108"	1421

wall mount storage

ZJMS

Wall Mount Storage – Single Sliding Door



Three-High with Cubby

WHAT'S INCLUDED

1 storage cabinet with a single sliding door, fixed and adjustable shelves (as specified), cubby (if specified), valance with light (if specified)

WHAT'S EXCLUDED

Hardware and reinforcement materials for wall mounting.

NOTES

Three-High (T) is available in widths 60", 72" and 84" for depth 12" only.

One-High (S) configuration is **not** available with 12" depth.

Three-High (T) configuration is **not** available with 18" depth.

Cubby option is only available with 15-1/2" depth.

One-High configuration has a single fixed shelf.

Two-High configuration has one fixed and one removable shelf.

Three-High configuration has three fixed and one removable shelves.

Cubby shelf is only available with depth 15" (15-1/2").

Valance options only available without Cubby (or when Cubby is **not** specified).

Horizontal grain direction Veneer Group 4 only.

Flintwood available in Open Pore finish only.

PRODUCT OPTIONS

Cubby Shelf	Configuration Height	Grain Direction	Depth	Width (6" increments)
N No Cubby	S One-High (15-1/8")	H Horizontal	12 12"	54 - 84
C Cubby	D Two-High (29-1/4")	V Vertical	15 15-1/2"	
V No Cubby with Valance	T Three-High (43-3/8") (Shown)		18 18-1/2"	

SAMPLE ORDER CODE

ZJMS N	S	H	12	80
---------------	----------	----------	-----------	-----------

PRODUCT OPTIONS (CONTINUED)

Orientation	Door Finish	Case Finish	Cubby Shelf Finish	Cubby Divider Finish
L Left	Flintwood	Flintwood	Flintwood	A Satin Nickel
R Right	Veneer	Veneer	Veneer	E Ebony
	K7 Very White Backpainted Glass	CWS Custom Wood Stain	CWS Custom Wood Stain	7 Platinum
	K1 Storm White Backpainted Glass		A5 Glass	V Very White
	J6 Gris Backpainted Glass		MV White Solid Surface Flintwood	X Anthracite
	K8 Graphic Steel Backpainted Glass			2 Burnished Bronze
				S Sepia Bronze
				M Graphite
				F Titanium Grey
				1 Gilded Ash

SAMPLE ORDER CODE (CONTINUED)

R	DV	DV	A5	7
----------	-----------	-----------	-----------	----------

See pricing on following page.

Z J M S
Wall Mount Storage –
Single Sliding Door (Continued)

DIMENSIONS
INCHES / MM

PRICING

D		W		ONE HIGH (S)							
				VENEER DOORS				GLASS DOORS			
		VENEER		FLINTWOOD		VENEER		FLINTWOOD			
		Vertical Grain	Horizontal Grain	Vertical Grain	Horizontal Grain	Vertical Grain	Horizontal Grain	Vertical Grain	Horizontal Grain		
15.5 / 394	54 / 1372	4179	4700	4193	4511	5370	5663	5196	5476		
15.5 / 394	60 / 1524	4466	4803	4287	4611	5514	5812	5336	5621		
15.5 / 394	66 / 1676	4561	4905	4378	4711	5657	5959	5476	5766		
15.5 / 394	72 / 1829	4658	5009	4473	4809	5802	6109	5615	5907		
15.5 / 394	78 / 1981	4926	5282	4728	5070	6115	6425	5917	6214		
15.5 / 394	84 / 2134	5022	5385	4822	5169	6258	6572	6057	6358		
18.5 / 470	54 / 1372	4449	4783	4271	4593	5455	5748	5276	5557		
18.5 / 470	60 / 1524	4547	4887	4364	4690	5599	5896	5415	5701		
18.5 / 470	66 / 1676	4644	4991	4458	4790	5743	6045	5556	5846		
18.5 / 470	72 / 1829	4741	5094	4551	4890	5886	6192	5698	5990		
18.5 / 470	78 / 1981	5007	5367	4806	5153	6199	6508	5997	6294		
18.5 / 470	84 / 2134	5104	5469	4899	5249	6341	6658	6138	6438		
		VENEER		FLINTWOOD		VENEER		FLINTWOOD			
		Vertical Grain	Horizontal Grain	Vertical Grain	Horizontal Grain	Vertical Grain	Horizontal Grain	Vertical Grain	Horizontal Grain		
12 / 305	60 / 1524	5474	5783	5253	5553	6769	7091	6551	6859		
12 / 305	66 / 1676	5623	5944	5396	5706	7000	7324	6774	7086		
12 / 305	72 / 1829	5774	6106	5542	5861	7227	7561	6996	7317		
12 / 305	78 / 1981	6094	6435	5850	6179	7624	7963	7380	7708		
12 / 305	84 / 2134	6244	6595	5994	6332	7853	8199	7603	7936		
15.5 / 394	54 / 1372	5387	5693	5171	5464	6613	6926	6397	6696		
15.5 / 394	60 / 1524	5538	5853	5316	5621	6839	7161	6619	6927		
15.5 / 394	66 / 1676	5688	6015	5461	5774	7069	7396	6840	7154		
15.5 / 394	72 / 1829	5840	6177	5605	5927	7297	7631	7063	7382		
15.5 / 394	78 / 1981	6160	6505	5914	6246	7694	8033	7448	7775		
15.5 / 394	84 / 2134	6311	6665	6058	6398	7922	8270	7670	8002		
18.5 / 470	54 / 1372	5496	5806	5275	5574	6725	7038	6504	6806		
18.5 / 470	60 / 1524	5646	6038	5419	5795	7025	7344	6798	7103		
18.5 / 470	66 / 1676	5798	6197	5565	5950	7251	7577	7021	7330		
18.5 / 470	72 / 1829	5948	6358	5709	6103	7480	7813	7244	7559		
18.5 / 470	78 / 1981	6267	6688	6017	6420	7879	8219	7626	7951		
18.5 / 470	84 / 2134	6419	6849	6162	6576	8105	8452	7849	8178		

To order a Custom Color for Dossier please use the code ZCCWS. A one time 978 list charge per color applies.

Pricing is continued on the following page.

ZJMS

Wall Mount Storage – Single Sliding Door (Continued)

DIMENSIONS INCHES / MM

PRICING

		THREE HIGH (T)							
		VENEER DOORS				GLASS DOORS			
		VENEER		FLINTWOOD		VENEER		FLINTWOOD	
D	W	Vertical Grain	Horizontal Grain	Vertical Grain	Horizontal Grain	Vertical Grain	Horizontal Grain	Vertical Grain	Horizontal Grain
12 / 305	60 / 1524	6614	7048	6349	6766	8297	8727	8031	8444
12 / 305	72 / 1829	7034	7495	6753	7197	8947	9397	8667	9097
12 / 305	84 / 2134	7622	8112	7317	7787	9771	10235	9464	9912
15.5 / 394	54 / 1372	6503	6931	6243	6653	8077	8498	7816	8221
15.5 / 394	60 / 1524	6714	7153	6445	6868	8401	8833	8132	8546
15.5 / 394	66 / 1676	6923	7377	6646	7081	8728	9168	8451	8871
15.5 / 394	72 / 1829	7132	7601	6847	7297	9053	9503	8769	9197
15.5 / 394	78 / 1981	7512	7993	7210	7673	9549	10005	9250	9685
15.5 / 394	84 / 2134	7719	8217	7413	7887	9876	10341	9566	10013

To order a Custom Color for Dossier please use the code ZCCWS. A one time 978 list charge per color applies.

If Cubby Shelf is specified, add;

	Veneer Shelf with Painted Divider	Solid Surface Shelf with Painted Divider	Glass Shelf with Painted Divider
54"	992	1649	1740
60"	1023	1649	1825
66"	1052	1649	1906
72"	1184	1751	2090
78"	1213	1751	2173
84"	1242	2587	2255

If Satin Nickel Divider is specified, add;

54" - 66"	423
72" - 84"	566

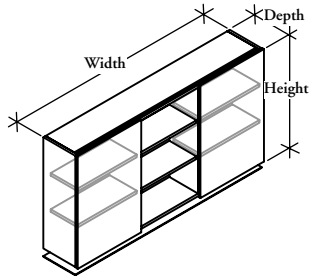
If Valance is specified, add;

30" - 36"	997
42" - 48"	1237
54" - 108"	1421

wall mount storage

ZJMD

Wall Mount Storage – Double Sliding Doors



Three-High with Cubby

WHAT'S INCLUDED

1 storage cabinet with two sliding doors, fixed shelves (as specified), cubby (if specified), valance with light (if specified)

WHAT'S EXCLUDED

Hardware and reinforcement materials for wall mounting.

NOTES

One-High (S) configuration has a single fixed shelf.

Two-High (D) configuration has two fixed shelves.

Three-High (T) configuration is only available in 84" width and 15-1/2" depth.

Cubby shelf is only available with depth 15" (15-1/2").

Valance options only available when Cubby is **not** specified.

Horizontal grain direction Veneer Group 4 only.

Flintwood available in Open Pore finish only.

PRODUCT OPTIONS

Cubby Shelf	Configuration Height	Grain Direction	Depth	Width (6" increments)
N No Cubby	S One-High (15-1/8")	H Horizontal	15 15-1/2"	84 - 108
C Cubby	D Two-High (29-1/4")	V Vertical	18 18-1/2"	
V No Cubby with Valance	T Three-High (43-3/8") (Shown)			

SAMPLE ORDER CODE

ZJMD C	D	H	15	84
--------	---	---	----	----

PRODUCT OPTIONS (CONTINUED)

Door Finish	Case Finish	Cubby Shelf Finish	Cubby Divider Finish
Flintwood	Flintwood	Flintwood	A Satin Nickel
Veneer	Veneer	Veneer	E Ebony
CWS Custom Wood Stain	CWS Custom Wood Stain	CWS Custom Wood Stain	7 Platinum
K7 Very White Backpainted Glass		A5 Glass	V Very White
K1 Storm White Backpainted Glass		MV White Solid Surface	X Anthracite
J6 Gris Backpainted Glass			2 Burnished Bronze
K8 Graphic Steel Backpainted Glass			S Sepia Bronze
			M Graphite
			F Titanium Grey
			1 Gilded Ash

SAMPLE ORDER CODE (CONTINUED)

K5	DV	A5	E
----	----	----	---

See pricing on following page.

Z J M D
Wall Mount Storage –
Double Sliding Doors (Continued)

DIMENSIONS
INCHES / MM

D	W
15.5 / 394	84 / 2134
15.5 / 394	90 / 2286
15.5 / 394	96 / 2438
15.5 / 394	102 / 2591
15.5 / 394	108 / 2743
18.5 / 470	84 / 2134
18.5 / 470	90 / 2286
18.5 / 470	96 / 2438
18.5 / 470	102 / 2591
18.5 / 470	108 / 2743

PRICING

ONE HIGH (S)								
VENEER DOORS				GLASS DOORS				
VENEER		FLINTWOOD		VENEER		FLINTWOOD		
Vertical Grain	Horizontal Grain	Vertical Grain	Horizontal Grain	Vertical Grain	Horizontal Grain	Vertical Grain	Horizontal Grain	Vertical Grain
6262	6633	6013	6369	7788	8160	7539	7895	
6361	6742	6107	6472	7949	8327	7693	8058	
6462	6849	6203	6576	8108	8494	7851	8222	
6733	7127	6463	6840	8438	8832	8168	8546	
6834	7233	6560	6943	8599	8999	8326	8710	
6608	7001	6345	6721	8134	8527	7872	8226	
6724	7121	6455	6836	8310	8709	8043	8401	
6837	7244	6565	6955	8484	8890	8211	8609	
7121	7534	6836	7232	8826	9240	8542	8956	
7234	7656	6944	7349	9001	9422	8712	9133	

15.5 / 394	84 / 2134
15.5 / 394	90 / 2286
15.5 / 394	96 / 2438
15.5 / 394	102 / 2591
15.5 / 394	108 / 2743
18.5 / 470	84 / 2134
18.5 / 470	90 / 2286
18.5 / 470	96 / 2438
18.5 / 470	102 / 2591
18.5 / 470	108 / 2743

TWO HIGH (D)								
VENEER DOORS				GLASS DOORS				
VENEER		FLINTWOOD		VENEER		FLINTWOOD		
Vertical Grain	Horizontal Grain	Vertical Grain	Horizontal Grain	Vertical Grain	Horizontal Grain	Vertical Grain	Horizontal Grain	Vertical Grain
7819	8262	7508	7932	9905	10346	9593	10017	
7979	8430	7659	8092	10161	10613	9843	10275	
8133	8597	7810	8254	10417	10880	10093	10536	
8460	8933	8123	8576	10844	11316	10506	10958	
8618	9100	8273	8736	11101	11583	10756	11219	
8314	8783	7982	8432	10398	10866	10065	10486	
8490	8971	8151	8613	10674	11154	10335	10766	
8667	9159	8320	8794	10950	11443	10602	11092	
9013	9517	8653	9137	11395	11900	11035	11542	
9190	9706	8823	9318	11673	12188	11304	11822	

15.5 / 394	84 / 2134
------------	-----------

THREE HIGH (T)								
VENEER DOORS				GLASS DOORS				
VENEER		FLINTWOOD		VENEER		FLINTWOOD		
Vertical Grain	Horizontal Grain	Vertical Grain	Horizontal Grain	Vertical Grain	Horizontal Grain	Vertical Grain	Horizontal Grain	Vertical Grain
9527	10049	9146	9647	12308	12827	11906	12448	

To order a Custom Color for Dossier please use the code ZCCWS. A one time 978 list charge per color applies.

If Cubby Shelf is specified, add;

	Veneer Shelf with Painted Divider	Glass Shelf with Painted Divider	Solid Surface Shelf with Painted Divider
84"	1242	2255	2587
90"	1372	2439	2687
96"	1402	2522	2687
102"	1432	2605	2687
108"	1462	2685	2687

If Satin Nickel Divider is specified, add;

84"	566
90" - 108"	706

If Valance is specified, add;

30" - 36"	997
42" - 48"	1237
54" - 108"	1421

wall mount storage

ZJW T

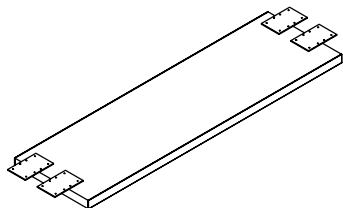
Top Panel for use with Wall Mount Storage

WHAT'S INCLUDED

1 top panel.

NOTES

Flintwood available in Open Pore finish only.



PRODUCT OPTIONS

Depth	Width	Veneer Finish
10 10-1/2"	15, 18, 30, 36, 42, 48	Flintwood
12 12"		Natural Veneer
14 14"		CWS Custom Wood Stain
15 15-1/2"		

SAMPLE ORDER CODE

ZJWT 12	36	DV
---------	----	----

DIMENSIONS INCHES / MM

D	W
10.5 / 267	15 / 15
10.5 / 267	18 / 18
10.5 / 267	30 / 30
10.5 / 267	36 / 36
10.5 / 267	42 / 42
10.5 / 267	48 / 48
12 / 305	15 / 15
12 / 305	18 / 18
12 / 305	30 / 30
12 / 305	36 / 36
12 / 305	42 / 42
12 / 305	48 / 48
14 / 356	15 / 15
14 / 356	18 / 18
14 / 356	30 / 30
14 / 356	36 / 36
14 / 356	42 / 42
14 / 356	48 / 48
15.5 / 394	15 / 15
15.5 / 394	18 / 18
15.5 / 394	30 / 30
15.5 / 394	36 / 36
15.5 / 394	42 / 42
15.5 / 394	48 / 48

PRICING

Flintwood	Veneer
374	399
383	411
469	501
530	568
592	633
653	699
381	407
395	421
484	519
549	587
613	657
678	726
391	419
406	434
505	541
574	613
644	689
714	763
400	427
417	446
522	557
594	635
667	713
739	790

To order a Custom Color for Dossier please use the code ZCCWS. A one time 978 list charge per color applies.

WHAT'S INCLUDED

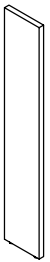
1 end panel.

NOTES

Horizontal grain direction Veneer Group 4 only.

Flintwood available in Open Pore finish only.

Z J W E
Full-Height End Panel



PRODUCT OPTIONS

Grain Direction	Height	Depth	Veneer Finish
H Horizontal	70, 84	12 12"	Flintwood Natural Veneer CWS Custom Wood Stain
V Vertical		15 15-1/2"	

SAMPLE ORDER CODE

ZJWE V	84	15	DV
---------------	-----------	-----------	-----------

DIMENSIONS

INCHES / MM

		PRICING			
		VENEER		FLINTWOOD	
D	W	Vertical Grain	Horizontal Grain	Vertical Grain	Horizontal Grain
70 / 1778	12 / 305	825	930	772	872
70 / 1778	15.5 / 394	918	1029	858	963
84 / 2134	12 / 305	890	999	832	935
84 / 2134	15.5 / 394	1000	1118	937	1046

To order a Custom Color for Dossier please use the code ZCCWS. A one time 978 list charge per color applies.

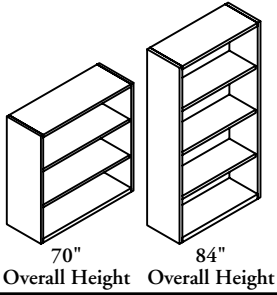
stacking storage

stacking storage product map

ZJSO Stack On Storage – Open

Page 382

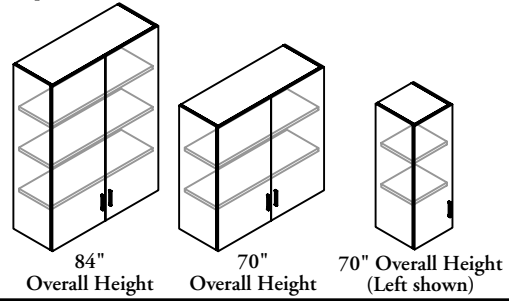
Overall Height : 70" & 84" / Surface Height : 27-1/2" & 29" /
Depth : 12" & 15-1/2" / Width : 15", 18", 30", 36", 42"



ZJSD Stack On Storage – Hinged Doors

Page 384

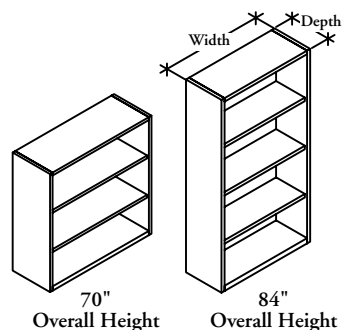
Overall Height : 70" & 84" / Surface Height : 27-1/2" & 29" /
Depth : 12" & 15-1/2" / Width : 15", 18", 30", 36", 42"



stacking storage

ZJSO

Stack On Storage – Open



WHAT'S INCLUDED

1 open cabinet with fixed shelves.

NOTES

Overall Height 84" cabinet is **not** available with widths 15" and 18".

Overall Height 70" cabinet has three shelves.

Overall Height 84" cabinet has four shelves.

Horizontal grain direction Veneer Group 4 only.

Flintwood available in Open Pore finish only.

PRODUCT OPTIONS

Overall Height	Surface Height	Grain Direction	Depth	Width	Finish
70, 84	27 27-1/2" 29 29"	H Horizontal V Vertical	12 12" 15 15-1/2"	15, 18, 30, 36, 42	Flintwood Natural Veneer CWS Custom Wood Stain

SAMPLE ORDER CODE

ZJSO 70	29	V	15	18	DV
---------	----	---	----	----	----

DIMENSIONS INCHES / MM

Overall H	Surface "H"	D	W
70 / 1778	27 / 686	12 / 305	15 / 381
70 / 1778	27 / 686	12 / 305	18 / 457
70 / 1778	27 / 686	12 / 305	30 / 762
70 / 1778	27 / 686	12 / 305	36 / 914
70 / 1778	27 / 686	12 / 305	42 / 1067
70 / 1778	27 / 686	15.5 / 394	15 / 381
70 / 1778	27 / 686	15.5 / 394	18 / 457
70 / 1778	27 / 686	15.5 / 394	30 / 762
70 / 1778	27 / 686	15.5 / 394	36 / 914
70 / 1778	27 / 686	15.5 / 394	42 / 1067
70 / 1778	29 / 737	12 / 305	15 / 381
70 / 1778	29 / 737	12 / 305	18 / 457
70 / 1778	29 / 737	12 / 305	30 / 762
70 / 1778	29 / 737	12 / 305	36 / 914
70 / 1778	29 / 737	12 / 305	42 / 1067
70 / 1778	29 / 737	15.5 / 394	15 / 381
70 / 1778	29 / 737	15.5 / 394	18 / 457
70 / 1778	29 / 737	15.5 / 394	30 / 762
70 / 1778	29 / 737	15.5 / 394	36 / 914
70 / 1778	29 / 737	15.5 / 394	42 / 1067

PRICING

VENEER		FLINTWOOD	
Vertical Grain	Horizontal Grain	Vertical Grain	Horizontal Grain
1842	1967	1712	1828
1907	2038	1775	1896
2213	2361	2055	2196
2345	2504	2181	2327
2516	2683	2341	2495
2025	2157	1881	2006
2102	2242	1956	2085
2450	2612	2279	2430
2606	2779	2423	2584
2799	2984	2604	2775
1973	2097	1835	1949
2041	2168	1898	2015
2455	2602	2283	2419
2585	2742	2405	2549
2910	3073	2706	2859
2151	2285	2002	2124
2229	2367	2072	2201
2689	2849	2501	2649
2842	3013	2643	2802
3186	3370	2963	3133

To order a Custom Color for Dossier please use the code ZCCWS. A one time 978 list charge per color applies.

See pricing on following page.

ZJSO
Stack On Storage – Open
(Continued)

DIMENSIONS
INCHES / MM

Overall H	Surface "H"	D	W
84 / 2134	27 / 686	12 / 305	30 / 762
84 / 2134	27 / 686	12 / 305	36 / 914
84 / 2134	27 / 686	12 / 305	42 / 1067
84 / 2134	27 / 686	15.5 / 394	30 / 762
84 / 2134	27 / 686	15.5 / 394	36 / 914
84 / 2134	27 / 686	15.5 / 394	42 / 1067
84 / 2134	29 / 737	12 / 305	30 / 762
84 / 2134	29 / 737	12 / 305	36 / 914
84 / 2134	29 / 737	12 / 305	42 / 1067
84 / 2134	29 / 737	15.5 / 394	30 / 762
84 / 2134	29 / 737	15.5 / 394	36 / 914
84 / 2134	29 / 737	15.5 / 394	42 / 1067

PRICING

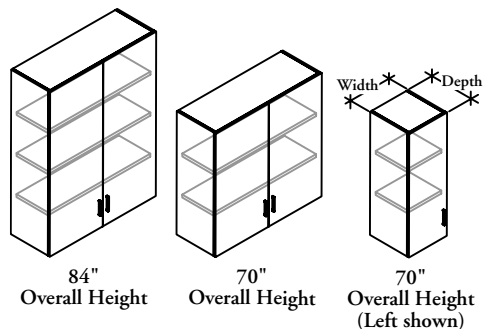
VENEER		FLINTWOOD	
Vertical Grain	Horizontal Grain	Vertical Grain	Horizontal Grain
2555	2715	2377	2525
2701	2875	2511	2673
2887	3069	2684	2855
2820	2997	2624	2788
2990	3178	2781	2956
3199	3400	2975	3161
2796	2956	2602	2750
2943	3110	2736	2892
3279	3458	3051	3217
3059	3234	2845	3007
3227	3412	3001	3174
3587	3785	3335	3520

To order a Custom Color for Dossier please use the code ZCCWS. A one time 978 list charge per color applies.

stacking storage

ZJSD

Stack On Storage – Hinged Doors



WHAT'S INCLUDED

1 soft close hinged door(s), adjustable shelves (as specified).

NOTES

Door Orientation only required for widths 15" and 18".

Overall Height 70" cabinet has two adjustable shelves.

Overall Height 84" cabinet has three adjustable shelves.

Widths 15" - 18" have one door.

Widths 30" - 42 have two doors.

Horizontal grain direction Veneer Group 4 only.

Flintwood available in Open Pore finish only.

PRODUCT OPTIONS

Overall Height	Surface Height	Grain Direction	Depth	Width
70, 84	27 27-1/2" 29 29"	H Horizontal V Vertical	12 12" 15 15-1/2"	15, 18, 30, 36, 42

SAMPLE ORDER CODE

ZJSD 84	27	V	12	30
---------	----	---	----	----

PRODUCT OPTIONS (CONTINUED)

Orientation	Veneer Finish	Pull Style	Pull Finish	Lock	Lock Finish
L Left R Right	Flintwood Veneer CWS Custom Wood Stain	X Dossier Pull R Rectangular	A Satin Nickel E Ebony 7 Platinum V Very White X Anthracite 2 Burnished Bronze S Sepia Bronze M Graphite F Titanium Grey 1 Gilded Ash	N No Lock L Lock	E Ebony C Polished Chrome

SAMPLE ORDER CODE (CONTINUED)

	DV	X	A	L	C
--	----	---	---	---	---

See pricing on following page.

Z J S D
Stack On Storage – Hinged Doors
(Continued)

DIMENSIONS
INCHES / MM

Overall H	Surface "H"	D	W
70 / 1778	27 / 686	12 / 305	15 / 381
70 / 1778	27 / 686	12 / 305	18 / 457
70 / 1778	27 / 686	12 / 305	30 / 762
70 / 1778	27 / 686	12 / 305	36 / 914
70 / 1778	27 / 686	12 / 305	42 / 1067
70 / 1778	27 / 686	15.5 / 394	15 / 381
70 / 1778	27 / 686	15.5 / 394	18 / 457
70 / 1778	27 / 686	15.5 / 394	30 / 762
70 / 1778	27 / 686	15.5 / 394	36 / 914
70 / 1778	27 / 686	15.5 / 394	42 / 1067
70 / 1778	29 / 737	12 / 305	15 / 381
70 / 1778	29 / 737	12 / 305	18 / 457
70 / 1778	29 / 737	12 / 305	30 / 762
70 / 1778	29 / 737	12 / 305	36 / 914
70 / 1778	29 / 737	12 / 305	42 / 1067
70 / 1778	29 / 737	15.5 / 394	15 / 381
70 / 1778	29 / 737	15.5 / 394	18 / 457
70 / 1778	29 / 737	15.5 / 394	30 / 762
70 / 1778	29 / 737	15.5 / 394	36 / 914
70 / 1778	29 / 737	15.5 / 394	42 / 1067
84 / 2134	27 / 686	12 / 305	15 / 381
84 / 2134	27 / 686	12 / 305	18 / 457
84 / 2134	27 / 686	12 / 305	30 / 762
84 / 2134	27 / 686	12 / 305	36 / 914
84 / 2134	27 / 686	12 / 305	42 / 1067
84 / 2134	27 / 686	15.5 / 394	15 / 381
84 / 2134	27 / 686	15.5 / 394	18 / 457
84 / 2134	27 / 686	15.5 / 394	30 / 762
84 / 2134	27 / 686	15.5 / 394	36 / 914
84 / 2134	27 / 686	15.5 / 394	42 / 1067
84 / 2134	29 / 737	12 / 305	15 / 381
84 / 2134	29 / 737	12 / 305	18 / 457
84 / 2134	29 / 737	12 / 305	30 / 762
84 / 2134	29 / 737	12 / 305	36 / 914
84 / 2134	29 / 737	12 / 305	42 / 1067
84 / 2134	29 / 737	15.5 / 394	15 / 381
84 / 2134	29 / 737	15.5 / 394	18 / 457
84 / 2134	29 / 737	15.5 / 394	30 / 762
84 / 2134	29 / 737	15.5 / 394	36 / 914
84 / 2134	29 / 737	15.5 / 394	42 / 1067

PRICING

VENEER		FLINTWOOD	
Vertical Grain	Horizontal Grain	Vertical Grain	Horizontal Grain
2178	2394	2048	2250
2285	2509	2148	2359
2925	3180	2751	2989
3136	3406	2949	3202
3541	3829	3329	3598
2361	2587	2219	2432
2479	2714	2328	2550
3162	3431	2972	3226
3398	3683	3194	3462
3822	4126	3594	3880
2148	2361	2019	2219
2250	2472	2115	2323
2880	3131	2708	2943
3086	3352	2900	3153
3483	3766	3275	3541
2324	2549	2187	2396
2440	2673	2293	2512
3112	3378	2925	3175
3341	3623	3139	3405
3763	4060	3538	3818
2415	2780	2395	2613
2676	2915	2514	2741
3395	3672	3193	3452
3648	3943	3428	3707
4091	4406	3846	4142
2758	3002	2594	2823
2897	3152	2722	2962
3662	3954	3443	3717
3936	4249	3699	3993
4402	4737	4139	4452
2517	2746	2366	2581
2641	2879	2483	2706
3350	3624	3150	3406
3596	3887	3380	3656
4036	4347	3794	4084
2724	2965	2560	2788
2859	3109	2687	2924
3613	3903	3395	3667
3881	4190	3648	3939
4343	4670	4081	4390

If Lock (L) is specified, add 93

To order a Custom Color for Dossier please use the code ZCCWS. A one time 978 list charge per color applies.

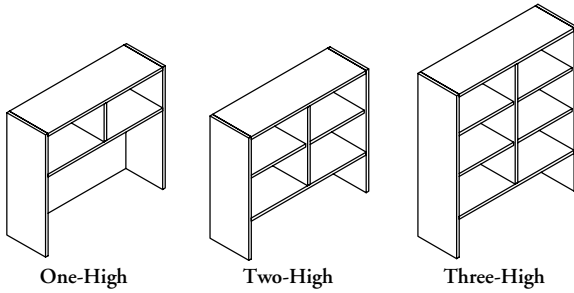
hutch storage

hutch storage product map

ZJHO Hutch – Open

Page 388

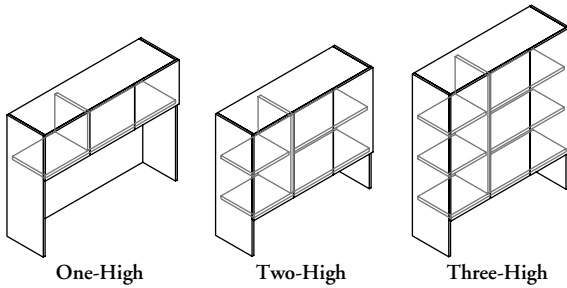
Height : 70" & 84" / Width : 30" - 108" (6" increments)



ZJHH Hutch – Hinged Doors

Page 396

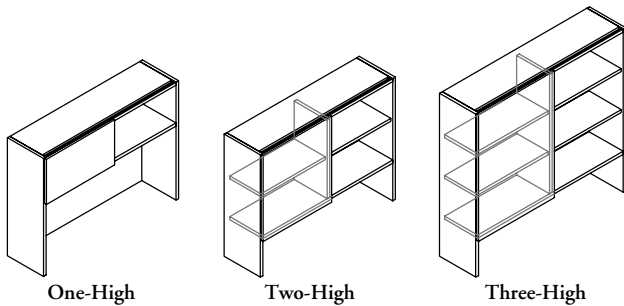
Height : 70" & 84" / Width : 30" - 108" (6" increments)



ZJHS Hutch Storage – Single Sliding Door

Page 404

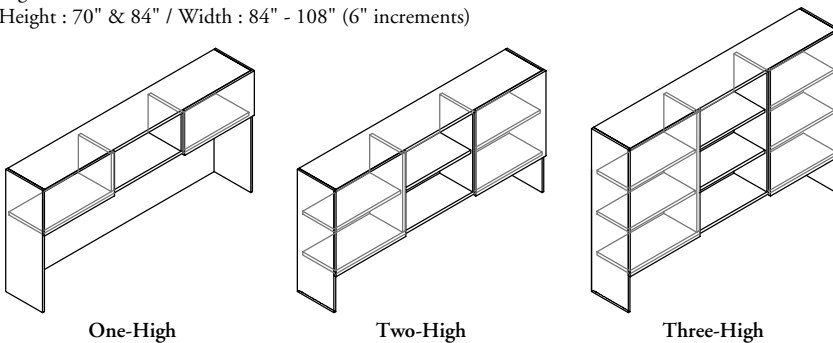
Height : 70" & 84" / Width : 54" - 84" (6" increments)



ZJHD Hutch – Double Sliding Doors

Page 408

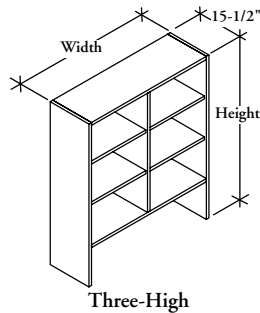
Height : 70" & 84" / Width : 84" - 108" (6" increments)



hutch storage

Z J H O

Hutch – Open



WHAT'S INCLUDED

1 open storage hutch, fixed shelves (as specified), fabric panel (if specified), cubby (if specified), valance and light (if specified)

WHAT'S EXCLUDED

Hardware and reinforcement materials for wall mounting.

NOTES

Configuration Three High (T) is only available with Overall Height of 84" and widths 30" - 84" (6" increments).

One-High configuration has a single fixed shelf.

Two-High configuration has two fixed shelves.

Three-High configuration has three fixed shelves.

Valance and Light are only available when no Cubby is specified.

Flintwood available in Open Pore finish only.

PRODUCT OPTIONS

Cubby Shelf	Height	Configuration Height	Grain Direction
N No Cubby	1 70" Overall Height with 27-1/2" high surface	S One-High	H Horizontal
C Cubby	2 70" Overall Height with 29" high surface	D Two-High	V Vertical
V No Cubby with Valance	3 84" Overall Height with 27-1/2" high surface	T Three-High	
	4 84" Overall Height with 29" high surface		

SAMPLE ORDER CODE

ZJHO N	1	D	V
---------------	----------	----------	----------

PRODUCT OPTIONS (CONTINUED)

Width (6" increments)	Door Finish	Case Finish	Panel Style	Fabric Panel	Cubby Shelf Finish	Cubby Divider Finish
30, 36, 42, 48, 54, 60, 66, 72, 78, 84, 90, 96, 102, 108	Flintwood	Flintwood	N No Fabric Panel	Fabric COM	Flintwood	A Satin Nickel
	Natural Veneer	Natural Veneer	F Fabric Panel	Fabric Gr. A	Natural Veneer	E Ebony
	CWS Custom Wood Stain	CWS Custom Wood Stain		Fabric Gr. 1	CWS Custom Wood Stain	7 Platinum
				Fabric Gr. 2	A5 Glass	V Very White
				Fabric Gr. 3	MV White Solid Surface	X Anthracite
				Fabric Gr. 5		2 Burnished Bronze
				Fabric Gr. 6		S Sepia Bronze
			Fabric Gr. 7		M Graphite	
					F Titanium Grey	
					1 Gilded Ash	

SAMPLE ORDER CODE (CONTINUED)

96	DV	DV	F	B217		
-----------	-----------	-----------	----------	-------------	--	--

See pricing on following page.

Z J H O
Hutch Open (Continued)

DIMENSIONS
INCHES / MM

Overall "H"	Surface "H"	W
70 / 1778	27.5 / 699	30 / 762
70 / 1778	27.5 / 699	36 / 914
70 / 1778	27.5 / 699	42 / 1067
70 / 1778	27.5 / 699	48 / 1219
70 / 1778	27.5 / 699	54 / 1372
70 / 1778	27.5 / 699	60 / 1524
70 / 1778	27.5 / 699	66 / 1676
70 / 1778	27.5 / 699	72 / 1829
70 / 1778	27.5 / 699	78 / 1981
70 / 1778	27.5 / 699	84 / 2134
70 / 1778	27.5 / 699	90 / 2286
70 / 1778	27.5 / 699	96 / 2438
70 / 1778	27.5 / 699	102 / 2591
70 / 1778	27.5 / 699	108 / 2743
70 / 1778	29 / 737	30 / 762
70 / 1778	29 / 737	36 / 914
70 / 1778	29 / 737	42 / 1067
70 / 1778	29 / 737	48 / 1219
70 / 1778	29 / 737	54 / 1372
70 / 1778	29 / 737	60 / 1524
70 / 1778	29 / 737	66 / 1676
70 / 1778	29 / 737	72 / 1829
70 / 1778	29 / 737	78 / 1981
70 / 1778	29 / 737	84 / 2134
70 / 1778	29 / 737	90 / 2286
70 / 1778	29 / 737	96 / 2438
70 / 1778	29 / 737	102 / 2591
70 / 1778	29 / 737	108 / 2743

PRICING

ONE-HIGH (\$)			
VENEER		FLINTWOOD	
Vertical Grain	Horizontal Grain	Vertical Grain	Horizontal Grain
2067	2377	1899	2211
2176	2493	2001	2319
2287	2612	2103	2430
2740	3078	2521	2862
2850	3196	2622	2971
2961	3314	2722	3084
3071	3432	2824	3193
3182	3550	2926	3302
3295	3670	3029	3412
3664	4053	3371	3769
3774	4173	3473	3880
3885	4290	3575	3989
4078	4490	3750	4176
4187	4608	3854	4285
2042	2350	1899	2185
2150	2467	2001	2294
2260	2583	2103	2402
2710	3047	2521	2833
2819	3162	2622	2942
2927	3279	2722	3051
3036	3398	2824	3159
3147	3513	2926	3266
3257	3629	3029	3375
3624	4011	3371	3731
3735	4127	3473	3839
3843	4246	3575	3948
4034	4443	3750	4132
4143	4559	3854	4241

DIMENSIONS
INCHES / MM

Overall "H"	Surface "H"	W
84 / 2134	27.5 / 699	30 / 762
84 / 2134	27.5 / 699	36 / 914
84 / 2134	27.5 / 699	42 / 1067
84 / 2134	27.5 / 699	48 / 1219
84 / 2134	27.5 / 699	54 / 1372
84 / 2134	27.5 / 699	60 / 1524
84 / 2134	27.5 / 699	66 / 1676
84 / 2134	27.5 / 699	72 / 1829
84 / 2134	27.5 / 699	78 / 1981
84 / 2134	27.5 / 699	84 / 2134
84 / 2134	27.5 / 699	90 / 2286
84 / 2134	27.5 / 699	96 / 2438
84 / 2134	27.5 / 699	102 / 2591
84 / 2134	27.5 / 699	108 / 2743
84 / 2134	29 / 737	30 / 762
84 / 2134	29 / 737	36 / 914
84 / 2134	29 / 737	42 / 1067
84 / 2134	29 / 737	48 / 1219
84 / 2134	29 / 737	54 / 1372
84 / 2134	29 / 737	60 / 1524
84 / 2134	29 / 737	66 / 1676
84 / 2134	29 / 737	72 / 1829
84 / 2134	29 / 737	78 / 1981
84 / 2134	29 / 737	84 / 2134
84 / 2134	29 / 737	90 / 2286
84 / 2134	29 / 737	96 / 2438
84 / 2134	29 / 737	102 / 2591
84 / 2134	29 / 737	108 / 2743

PRICING

ONE-HIGH (\$)			
VENEER		FLINTWOOD	
Vertical Grain	Horizontal Grain	Vertical Grain	Horizontal Grain
2455	2780	2283	2585
2581	2915	2401	2711
2708	3050	2517	2837
3172	3529	2951	3282
3300	3665	3068	3408
3426	3799	3186	3532
3551	3934	3303	3659
3678	4070	3422	3785
3805	4203	3539	3909
4188	4603	3896	4281
4315	4738	4013	4406
4443	4872	4132	4532
4648	5089	4324	4732
4775	5222	4443	4856
2430	2754	2260	2560
2555	2887	2377	2684
2680	3020	2492	2808
3143	3498	2924	3254
3268	3632	3038	3378
3393	3765	3156	3502
3517	3899	3271	3624
3643	4032	3388	3748
3767	4162	3504	3871
4151	4561	3861	4243
4274	4694	3976	4365
4399	4827	4091	4491
4604	5041	4282	4688
4729	5174	4398	4813

To order a Custom Color for Dossier please use the code ZCCWS. A one time 978 list charge per color applies.

Pricing is continued on the following page.

Z J H O

Hutch Open (Continued)

DIMENSIONS INCHES / MM

Overall "H"	Surface "H"	W
70 / 1778	27.5 / 699	30 / 762
70 / 1778	27.5 / 699	36 / 914
70 / 1778	27.5 / 699	42 / 1067
70 / 1778	27.5 / 699	48 / 1219
70 / 1778	27.5 / 699	54 / 1372
70 / 1778	27.5 / 699	60 / 1524
70 / 1778	27.5 / 699	66 / 1676
70 / 1778	27.5 / 699	72 / 1829
70 / 1778	27.5 / 699	78 / 1981
70 / 1778	27.5 / 699	84 / 2134
70 / 1778	27.5 / 699	90 / 2286
70 / 1778	27.5 / 699	96 / 2438
70 / 1778	27.5 / 699	102 / 2591
70 / 1778	27.5 / 699	108 / 2743
70 / 1778	29 / 737	30 / 762
70 / 1778	29 / 737	36 / 914
70 / 1778	29 / 737	42 / 1067
70 / 1778	29 / 737	48 / 1219
70 / 1778	29 / 737	54 / 1372
70 / 1778	29 / 737	60 / 1524
70 / 1778	29 / 737	66 / 1676
70 / 1778	29 / 737	72 / 1829
70 / 1778	29 / 737	78 / 1981
70 / 1778	29 / 737	84 / 2134
70 / 1778	29 / 737	90 / 2286
70 / 1778	29 / 737	96 / 2438
70 / 1778	29 / 737	102 / 2591
70 / 1778	29 / 737	108 / 2743

PRICING

TWO-HIGH (D)			
VENEER		FLINTWOOD	
Vertical Grain	Horizontal Grain	Vertical Grain	Horizontal Grain
2550	2872	2371	2672
2695	3025	2507	2814
2838	3177	2639	2954
3305	3665	3073	3408
3448	3819	3206	3551
3672	4053	3414	3769
3816	4206	3549	3911
3959	4358	3683	4053
4104	4511	3816	4196
4732	5162	4401	4800
4875	5313	4534	4941
5020	5466	4668	5083
5243	5701	4876	5302
5386	5852	5009	5442
2526	2847	2348	2647
2670	2997	2483	2788
2811	3150	2613	2928
3276	3635	3048	3379
3419	3786	3178	3521
3640	4016	3385	3737
3782	4168	3517	3877
3924	4321	3649	4016
4067	4472	3782	4158
4693	5119	4364	4761
4834	5270	4496	4900
4975	5420	4628	5042
5199	5653	4834	5259
5341	5805	4967	5398

THREE-HIGH (T)

Overall "H"	Surface "H"	W
84 / 2134	27.5 / 699	30 / 762
84 / 2134	27.5 / 699	36 / 914
84 / 2134	27.5 / 699	42 / 1067
84 / 2134	27.5 / 699	48 / 1219
84 / 2134	27.5 / 699	54 / 1372
84 / 2134	27.5 / 699	60 / 1524
84 / 2134	27.5 / 699	66 / 1676
84 / 2134	27.5 / 699	72 / 1829
84 / 2134	27.5 / 699	78 / 1981
84 / 2134	27.5 / 699	84 / 2134

THREE-HIGH (T)			
VENEER		FLINTWOOD	
Vertical Grain	Horizontal Grain	Vertical Grain	Horizontal Grain
3789	4095	3525	3809
3659	3977	3402	3698
3847	4180	3578	3886
4929	5307	4584	4934
5121	5511	4762	5125
5392	5795	5016	5390
5584	6000	5195	5580
5775	6202	5371	5769
5968	6407	5549	5958
6399	6854	5951	6372

DIMENSIONS INCHES / MM

Overall "H"	Surface "H"	W
84 / 2134	27.5 / 699	30 / 762
84 / 2134	27.5 / 699	36 / 914
84 / 2134	27.5 / 699	42 / 1067
84 / 2134	27.5 / 699	48 / 1219
84 / 2134	27.5 / 699	54 / 1372
84 / 2134	27.5 / 699	60 / 1524
84 / 2134	27.5 / 699	66 / 1676
84 / 2134	27.5 / 699	72 / 1829
84 / 2134	27.5 / 699	78 / 1981
84 / 2134	27.5 / 699	84 / 2134
84 / 2134	27.5 / 699	90 / 2286
84 / 2134	27.5 / 699	96 / 2438
84 / 2134	27.5 / 699	102 / 2591
84 / 2134	27.5 / 699	108 / 2743
84 / 2134	29 / 737	30 / 762
84 / 2134	29 / 737	36 / 914
84 / 2134	29 / 737	42 / 1067
84 / 2134	29 / 737	48 / 1219
84 / 2134	29 / 737	54 / 1372
84 / 2134	29 / 737	60 / 1524
84 / 2134	29 / 737	66 / 1676
84 / 2134	29 / 737	72 / 1829
84 / 2134	29 / 737	78 / 1981
84 / 2134	29 / 737	84 / 2134
84 / 2134	29 / 737	90 / 2286
84 / 2134	29 / 737	96 / 2438
84 / 2134	29 / 737	102 / 2591
84 / 2134	29 / 737	108 / 2743

Overall "H"	Surface "H"	W
84 / 2134	29 / 737	30 / 762
84 / 2134	29 / 737	36 / 914
84 / 2134	29 / 737	42 / 1067
84 / 2134	29 / 737	48 / 1219
84 / 2134	29 / 737	54 / 1372
84 / 2134	29 / 737	60 / 1524
84 / 2134	29 / 737	66 / 1676
84 / 2134	29 / 737	72 / 1829
84 / 2134	29 / 737	78 / 1981
84 / 2134	29 / 737	84 / 2134

PRICING

TWO-HIGH (D)			
VENEER		FLINTWOOD	
Vertical Grain	Horizontal Grain	Vertical Grain	Horizontal Grain
2940	3276	2734	3048
3098	3446	2883	3204
3258	3615	3030	3363
3820	4200	3553	3906
3979	4368	3700	4061
4219	4618	3924	4295
4377	4788	4073	4453
4535	4957	4218	4610
4694	5126	4365	4768
5259	5710	4890	5311
5416	5879	5038	5468
5575	6048	5184	5625
5815	6299	5408	5858
5974	6468	5555	6016
2915	3250	2711	3023
3072	3419	2857	3178
3229	3585	3002	3334
3792	4168	3526	3877
3948	4336	3672	4034
4185	4583	3893	4261
4344	4751	4039	4419
4499	4919	4184	4574
4657	5087	4330	4729
5219	5670	4853	5272
5377	5837	4999	5429
5533	6004	5144	5584
5771	6252	5367	5815
5927	6420	5513	5972

THREE-HIGH (T)

THREE-HIGH (T)			
VENEER		FLINTWOOD	
Vertical Grain	Horizontal Grain	Vertical Grain	Horizontal Grain
3442	3745	3200	3483
3630	3948	3377	3672
3820	4151	3553	3861
4899	5275	4557	4905
5091	5478	4733	5095
5359	5760	4984	5358
5549	5962	5162	5546
5739	6164	5337	5733
5927	6366	5513	5920
6359	6811	5915	6334

Pricing is continued on the following page.

Z J H O
Hutch Open (Continued)

DIMENSIONS
INCHES / MM

Overall "H"	W
70 / 1778	30 / 762
70 / 1778	36 / 914
70 / 1778	42 / 1067
70 / 1778	48 / 1219
70 / 1778	54 / 1372
70 / 1778	60 / 1524
70 / 1778	66 / 1676
70 / 1778	72 / 1829
70 / 1778	78 / 1981
70 / 1778	84 / 2134
70 / 1778	90 / 2286
70 / 1778	96 / 2438
70 / 1778	102 / 2591
70 / 1778	108 / 2743
84 / 2134	30 / 762
84 / 2134	36 / 914
84 / 2134	42 / 1067
84 / 2134	48 / 1219
84 / 2134	54 / 1372
84 / 2134	60 / 1524
84 / 2134	66 / 1676
84 / 2134	72 / 1829
84 / 2134	78 / 1981
84 / 2134	84 / 2134
84 / 2134	90 / 2286
84 / 2134	96 / 2438
84 / 2134	102 / 2591
84 / 2134	108 / 2743

PRICING

ONE-HIGH – 27.5" & 29" SURFACE HEIGHT

IF FABRIC PANEL IS SPECIFIED

HORIZONTAL (CUBBY & NO CUBBY)

Gr. A/ COM	Gr. 1	Gr. 2	Gr. 3	Gr. 4	Gr. 5	Graded-In Gr. 6	Graded-In Gr. 7
3295	3309	3429	3495	3554	3614	3731	3810
3433	3450	3570	3636	3695	3752	3870	3951
3614	3632	3750	3814	3873	3934	4052	4130
4102	4118	4238	4303	4362	4422	4537	4618
4242	4258	4377	4444	4501	4561	4679	4758
4382	4398	4518	4583	4643	4701	4820	4898
4520	4540	4658	4724	4783	4841	4959	5038
4702	4719	4840	4903	4962	5022	5139	5219
4844	4861	4981	5044	5104	5164	5281	5360
5247	5266	5385	5451	5510	5566	5685	5767
5387	5407	5526	5589	5650	5707	5826	5905
5568	5586	5707	5772	5831	5890	6008	6087
5791	5807	5926	5992	6051	6111	6227	6308
6020	6044	6203	6290	6369	6447	6604	6710
6624	6641	6760	6826	6943	7061	7141	7141
6880	6903	7063	7149	7224	7307	7464	7569
3795	3811	3932	3997	4432	4114	4230	4312
3964	3980	4101	4163	4946	4283	4399	4479
4173	4187	4307	4373	5114	4491	4608	4688
4684	4702	4822	4887	5282	5003	5122	5202
4853	4870	4991	5056	5450	5173	5290	5370
5021	5038	5159	5222	5658	5341	5458	5537
5188	5205	5325	5390	5826	5509	5625	5705
5396	5414	5534	5600	6259	5715	5834	5915
5564	5582	5702	5768	6428	5885	6002	6082
5997	6016	6134	6200	6637	6318	6435	6516
6165	6184	6302	6367	6885	6485	6603	6684
6375	6393	6512	6577	7228	6693	6812	6892

TWO-HIGH – 27.5" & 29" SURFACE HEIGHT

IF FABRIC PANEL IS SPECIFIED

HORIZONTAL (CUBBY & NO CUBBY)

Gr. A/ COM	Gr. 1	Gr. 2	Gr. 3	Gr. 4	Gr. 5	Graded-In Gr. 6	Graded-In Gr. 7		
70 / 1778	30 / 762	3693	3709	3830	3894	3953	4012	4129	4209
70 / 1778	36 / 914	3855	3872	3991	4057	4117	4176	4292	4372
70 / 1778	42 / 1067	4058	4077	4196	4260	4321	4378	4496	4576
70 / 1778	48 / 1219	4557	4575	4694	4760	4820	4876	4995	5073
70 / 1778	54 / 1372	4721	4739	4858	4924	4983	5041	5160	5239
70 / 1778	60 / 1524	4966	4984	5102	5168	5228	5285	5405	5482
70 / 1778	66 / 1676	5129	5145	5267	5332	5390	5450	5565	5646
70 / 1778	72 / 1829	5333	5350	5469	5535	5596	5652	5771	5849
70 / 1778	78 / 1981	5496	5513	5633	5699	5756	5816	5934	6014
70 / 1778	84 / 2134	6158	6173	6293	6359	6418	6477	6593	6674
70 / 1778	90 / 2286	6319	6337	6458	6521	6581	6640	6758	6836
70 / 1778	96 / 2438	6523	6541	6661	6726	6786	6841	6961	7041
70 / 1778	102 / 2591	6767	6786	6905	6969	7029	7086	7206	7284
70 / 1778	108 / 2743	7021	7043	7204	7290	7369	7447	7604	7710

Pricing is continued on the following page.

Z J H O

Hutch Open (Continued)

DIMENSIONS INCHES / MM

Overall "H"	W
84 / 2134	30 / 762
84 / 2134	36 / 914
84 / 2134	42 / 1067
84 / 2134	48 / 1219
84 / 2134	54 / 1372
84 / 2134	60 / 1524
84 / 2134	66 / 1676
84 / 2134	72 / 1829
84 / 2134	78 / 1981
84 / 2134	84 / 2134
84 / 2134	90 / 2286
84 / 2134	96 / 2438
84 / 2134	102 / 2591
84 / 2134	108 / 2743

PRICING

TWO-HIGH – 27.5" & 29" SURFACE HEIGHT

IF FABRIC PANEL IS SPECIFIED

HORIZONTAL (CUBBY & NO CUBBY)

Gr. A/ COM	Gr. 1	Gr. 2	Gr. 3	Gr. 4	Gr. 5	Graded-In Gr. 6	Graded-In Gr. 7
7407	7424	7544	7610	4397	7729	7844	7925
7676	7700	7859	7946	4578	8102	8260	8366
4137	4154	4273	4339	4798	4456	4574	4654
4317	4335	4454	4518	5392	4636	4754	4832
4536	4554	4674	4739	5573	4855	4973	5055
5132	5148	5269	5334	5833	5452	5568	5649
5311	5329	5448	5513	6014	5631	5748	5828
5572	5588	5708	5774	6232	5891	6011	6088
5751	5770	5889	5953	6413	6073	6189	6268
5972	5990	6110	6172	7008	6291	6410	6487
6152	6168	6289	6355	7186	6472	6589	6669
6747	6765	6885	6951	7407	7067	7184	7265
6927	6943	7063	7129	7669	7247	7364	7444
7146	7165	7282	7349	8025	7466	7585	7663

THREE-HIGH – 27.5" SURFACE HEIGHT

IF FABRIC PANEL IS SPECIFIED

HORIZONTAL (CUBBY & NO CUBBY)

Gr. A/ COM	Gr. 1	Gr. 2	Gr. 3	Gr. 4	Gr. 5	Graded-In Gr. 6	Graded-In Gr. 7		
84 / 2134	30 / 762	5562	5580	5700	5766	5824	5881	6000	6080
84 / 2134	36 / 914	5774	5793	5913	5977	6038	6094	6213	6291
84 / 2134	42 / 1067	6267	6286	6404	6470	6529	6588	6705	6786
84 / 2134	48 / 1219	7402	7421	7541	7607	7666	7724	7841	7920
84 / 2134	54 / 1372	7800	7817	7938	8002	8061	8122	8237	8318
84 / 2134	60 / 1524	8093	8113	8231	8297	8357	8415	8532	8611
84 / 2134	66 / 1676	8306	8324	8444	8508	8568	8627	8744	8824
84 / 2134	72 / 1829	8559	8577	8697	8762	8822	8878	8998	9075
84 / 2134	78 / 1981	8772	8791	8908	8973	9034	9091	9210	9288
84 / 2134	84 / 2134	9227	9244	9363	9429	9488	9547	9664	9745

If Cubby Shelf is specified, add;

	Veneer Shelf with Painted Divider	Glass Shelf with Painted Divider	Solid Surface Shelf with Painted Divider
30"	739	1251	1477
36"	768	1330	1477
42"	795	1408	1477
48"	919	1584	1574
54"	948	1661	1574
60"	977	1739	1574
66"	1005	1821	1574
72"	1128	1996	1670
78"	1157	2074	1670
84"	1186	2152	2468
90"	1312	2327	2565
99"	1338	2407	2565
102"	1366	2486	2565
108"	1395	2564	2565

If Satin Nickel Divider is specified, add;

30" - 42"	272
48" - 66"	404
72" - 84"	539
90" - 108"	673

If Valance is specified, add;

30" - 36"	997
42" - 48"	1237
54" - 108"	1421

Pricing is continued on the following page.

Z J H O
Hutch Open (Continued)

DIMENSIONS
INCHES / MM

Overall "H"	W
70 / 1778	30 / 762
70 / 1778	36 / 914
70 / 1778	42 / 1067
70 / 1778	48 / 1219
70 / 1778	54 / 1372
70 / 1778	60 / 1524
70 / 1778	66 / 1676
70 / 1778	72 / 1829
70 / 1778	78 / 1981
70 / 1778	84 / 2134
70 / 1778	90 / 2286
70 / 1778	96 / 2438
70 / 1778	102 / 2591
70 / 1778	108 / 2743
84 / 2134	30 / 762
84 / 2134	36 / 914
84 / 2134	42 / 1067
84 / 2134	48 / 1219
84 / 2134	54 / 1372
84 / 2134	60 / 1524
84 / 2134	66 / 1676
84 / 2134	72 / 1829
84 / 2134	78 / 1981
84 / 2134	84 / 2134
84 / 2134	90 / 2286
84 / 2134	96 / 2438
84 / 2134	102 / 2591
84 / 2134	108 / 2743

PRICING

ONE-HIGH – 27.5" & 29" SURFACE HEIGHT

IF FABRIC PANEL IS SPECIFIED

VERTICAL (CUBBY & NO CUBBY)

Gr. A/ COM	Gr. 1	Gr. 2	Gr. 3	Gr. 4	Gr. 5	Graded-In Gr. 6	Graded-In Gr. 7
2984	2999	3120	3185	3243	3303	3421	3499
3117	3133	3253	3319	3377	3434	3553	3634
3288	3306	3426	3491	3549	3610	3726	3806
3763	3780	3900	3965	4022	4082	4200	4280
3895	3912	4033	4098	4156	4216	4331	4412
4028	4046	4163	4229	4289	4348	4466	4545
4159	4179	4298	4363	4423	4479	4598	4678
4332	4351	4472	4535	4595	4654	4771	4851
4467	4483	4603	4668	4727	4787	4903	4984
4859	4876	4996	5062	5121	5178	5296	5377
4992	5009	5129	5195	5253	5311	5430	5509
5165	5181	5304	5367	5427	5484	5603	5681
5379	5395	5515	5581	5639	5700	5816	5896
5601	5624	5783	5871	5949	6026	6185	6290
3470	3487	3604	3671	3731	3789	3907	3986
3629	3646	3766	3832	3890	3949	4067	4147
3830	3845	3966	4032	4089	4148	4265	4347
4327	4345	4464	4530	4589	4647	4764	4846
4488	4506	4623	4689	4749	4807	4925	5003
4647	4665	4785	4850	4909	4968	5086	5165
4806	4824	4942	5008	5067	5126	5243	5324
5007	5024	5143	5209	5268	5326	5443	5525
5166	5183	5304	5368	5428	5485	5603	5683
5584	5602	5722	5785	5846	5905	6021	6100
5744	5760	5879	5945	6004	6063	6181	6261
5944	5960	6081	6146	6205	6263	6381	6461
6185	6201	6321	6387	6445	6504	6621	6701
6433	6457	6617	6703	6781	6860	7015	7123

TWO-HIGH – 27.5" & 29" SURFACE HEIGHT

IF FABRIC PANEL IS SPECIFIED

VERTICAL (CUBBY & NO CUBBY)

Gr. A/ COM	Gr. 1	Gr. 2	Gr. 3	Gr. 4	Gr. 5	Graded-In Gr. 6	Graded-In Gr. 7
3346	3364	3482	3548	3608	3666	3784	3864
3498	3517	3637	3701	3762	3819	3937	4015
3693	3709	3830	3894	3953	4012	4129	4209
4167	4185	4305	4371	4429	4488	4605	4684
4321	4338	4457	4522	4581	4640	4757	4836
4553	4571	4690	4756	4815	4872	4992	5070
4705	4723	4844	4907	4967	5025	5142	5222
4897	4917	5035	5100	5161	5217	5336	5414
5052	5068	5188	5253	5312	5371	5488	5567
5688	5706	5826	5891	5950	6008	6125	6207
5841	5858	5978	6043	6100	6161	6278	6358
6036	6051	6170	6235	6294	6353	6471	6551
6266	6285	6404	6468	6528	6587	6705	6785
6507	6532	6691	6777	6857	6935	7092	7198

Pricing is continued on the following page.

Z J H O

Hutch Open (Continued)

DIMENSIONS INCHES / MM

Overall "H"	W
84 / 2134	30 / 762
84 / 2134	36 / 914
84 / 2134	42 / 1067
84 / 2134	48 / 1219
84 / 2134	54 / 1372
84 / 2134	60 / 1524
84 / 2134	66 / 1676
84 / 2134	72 / 1829
84 / 2134	78 / 1981
84 / 2134	84 / 2134
84 / 2134	90 / 2286
84 / 2134	96 / 2438
84 / 2134	102 / 2591
84 / 2134	108 / 2743

PRICING

TWO-HIGH – 27.5" & 29" SURFACE HEIGHT

IF FABRIC PANEL IS SPECIFIED

VERTICAL (CUBBY & NO CUBBY)

Gr. A/ COM	Gr. 1	Gr. 2	Gr. 3	Gr. 4	Gr. 5	Graded-In Gr. 6	Graded-In Gr. 7
3800	3818	3937	4004	4060	4119	4238	4319
3969	3987	4108	4173	4229	4289	4408	4487
4180	4197	4317	4382	4441	4498	4617	4696
4752	4771	4890	4954	5012	5072	5191	5269
4923	4938	5059	5124	5183	5242	5359	5439
5171	5191	5310	5375	5434	5492	5609	5688
5342	5359	5479	5543	5603	5662	5778	5858
5551	5567	5687	5751	5810	5871	5988	6066
5721	5737	5855	5921	5981	6041	6158	6236
6293	6312	6432	6497	6556	6614	6732	6811
6463	6481	6601	6665	6725	6785	6900	6980
6671	6690	6810	6874	6934	6993	7109	7187
6923	6939	7060	7126	7183	7244	7360	7440
7181	7205	7365	7451	7529	7608	7765	7872

THREE-HIGH – 27.5" SURFACE HEIGHT

IF FABRIC PANEL IS SPECIFIED

VERTICAL (CUBBY & NO CUBBY)

Gr. A/ COM	Gr. 1	Gr. 2	Gr. 3	Gr. 4	Gr. 5	Graded-In Gr. 6	Graded-In Gr. 7
4610	4626	4747	4812	4870	4929	5045	5126
4488	4507	4624	4690	4750	4807	4926	5003
4729	4748	4866	4932	4992	5051	5167	5246
5820	5840	5958	6023	6083	6142	6259	6337
6022	6041	6160	6225	6285	6342	6460	6540
6304	6324	6443	6507	6567	6625	6743	6822
6507	6524	6646	6710	6768	6829	6944	7026
6750	6767	6888	6954	7010	7069	7186	7268
6953	6968	7086	7152	7211	7272	7388	7468
7396	7414	7533	7598	7657	7714	7833	7913

To order a Custom Color for Dossier please use the code ZCCWS. A one time 978 list charge per color applies.

If Cubby Shelf is specified, add;

	Veneer Shelf with Painted Divider	Glass Shelf with Painted Divider	Solid Surface Shelf with Painted Divider
30"	739	1251	1477
36"	768	1330	1477
42"	795	1408	1477
48"	919	1584	1574
54"	948	1661	1574
60"	977	1739	1574
66"	1005	1821	1574
72"	1128	1996	1670
78"	1157	2074	1670
84"	1186	2152	2468
90"	1312	2327	2565
96"	1338	2407	2565
102"	1366	2486	2565
108"	1395	2564	2565

If Satin Nickel Divider is specified, add;

30" - 42"	272
48" - 66"	404
72" - 84"	539
90" - 108"	673

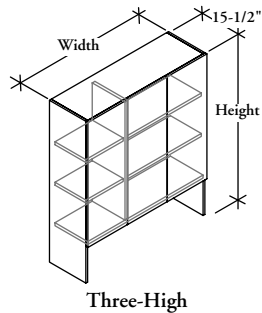
If Valance is specified, add;

30" - 36"	997
42" - 48"	1237
54" - 108"	1421

hutch storage

Z J H H

Hutch – Hinged Doors



WHAT'S INCLUDED

1 storage cabinet, soft close hinged door(s), adjustable shelves (as specified), lock and keys (if specified), cubby (if specified), valance with light (if specified)

NOTES

Valance and Light are only available if no Cubby is specified.

Horizontal grain direction Veneer Group 4 only.

Flintwood available in Open Pore finish only.

PRODUCT OPTIONS

Cubby Shelf	Height	Configuration Height	Grain Direction	Width (6" increments)	Door Finish
N No Cubby	1 70" Overall Height with 27-1/2" high surface	S One-High	H Horizontal	30 - 108	Flintwood Natural Veneer CWS Custom Wood Stain
C Cubby	2 70" Overall Height with 29" high surface	D Two-High	V Vertical		
V No Cubby with Valance		3 84" Overall Height with 27-1/2" high surface	T Three-High		
		4 84" Overall Height with 29" high surface			

SAMPLE ORDER CODE

ZJHH C	4	T	V	102	DV
---------------	----------	----------	----------	------------	-----------

PRODUCT OPTIONS (CONTINUED)

Case Finish	Panel Style	Fabric Panel	Lock	Lock Finish	Cubby Shelf Finish	Cubby Divider Finish
Flintwood	N No Fabric Panel	Fabric COM	N No Lock	E Ebony	Flintwood	A Satin Nickel
Natural Veneer	F Fabric Panel	Fabric Gr. A	L Lock	C Polished Chrome	Natural Veneer	E Ebony
CWS Custom Wood Stain		Fabric Gr. 1			CWS Custom Wood Stain	7 Platinum
		Fabric Gr. 2			A5 Glass	V Very White
		Fabric Gr. 3			MV White Solid Surface	X Anthracite
		Fabric Gr. 5				2 Burnished Bronze
		Fabric Gr. 6				S Sepia Bronze
Fabric Gr. 7		M Graphite				
		F Titanium Grey				
		1 Gilded Ash				

SAMPLE ORDER CODE (CONTINUED)

DV	F	B217	L	E	DV	A
-----------	----------	-------------	----------	----------	-----------	----------

See pricing on following page.

Z J H H
Hutch – Hinged Doors
(Continued)

DIMENSIONS
INCHES / MM

Overall "H"	Surface "H"	W
70 / 1778	27.5 / 699	30 / 762
70 / 1778	27.5 / 699	36 / 914
70 / 1778	27.5 / 699	42 / 1067
70 / 1778	27.5 / 699	48 / 1219
70 / 1778	27.5 / 699	54 / 1372
70 / 1778	27.5 / 699	60 / 1524
70 / 1778	27.5 / 699	66 / 1676
70 / 1778	27.5 / 699	72 / 1829
70 / 1778	27.5 / 699	78 / 1981
70 / 1778	27.5 / 699	84 / 2134
70 / 1778	27.5 / 699	90 / 2286
70 / 1778	27.5 / 699	96 / 2438
70 / 1778	27.5 / 699	102 / 2591
70 / 1778	27.5 / 699	108 / 2743
70 / 1778	29 / 737	30 / 762
70 / 1778	29 / 737	36 / 914
70 / 1778	29 / 737	42 / 1067
70 / 1778	29 / 737	48 / 1219
70 / 1778	29 / 737	54 / 1372
70 / 1778	29 / 737	60 / 1524
70 / 1778	29 / 737	66 / 1676
70 / 1778	29 / 737	72 / 1829
70 / 1778	29 / 737	78 / 1981
70 / 1778	29 / 737	84 / 2134
70 / 1778	29 / 737	90 / 2286
70 / 1778	29 / 737	96 / 2438
70 / 1778	29 / 737	102 / 2591
70 / 1778	29 / 737	108 / 2743

PRICING

ONE-HIGH (\$)			
VENEER		FLINTWOOD	
Vertical Grain	Horizontal Grain	Vertical Grain	Horizontal Grain
2721	3046	2558	2862
2866	3201	2695	3010
3014	3356	2833	3156
3699	4058	3477	3814
3845	4216	3616	3964
4353	4732	4091	4448
4499	4889	4229	4596
4645	5044	4366	4743
4791	5200	4506	4889
5435	5861	5108	5510
5581	6017	5245	5656
5727	6172	5384	5803
5873	6330	5519	5950
6019	6484	5658	6095
2697	3019	2536	2838
2842	3172	2672	2983
2986	3328	2807	3129
3670	4028	3449	3787
3813	4182	3585	3932
4322	4699	4060	4417
4466	4852	4197	4561
4610	5007	4331	4706
4753	5162	4468	4852
5395	5819	5072	5469
5539	5974	5208	5615
5684	6127	5343	5759
5828	6283	5479	5905
5974	6436	5615	6050

DIMENSIONS
INCHES / MM

Overall "H"	Surface "H"	W
84 / 2134	27.5 / 699	30 / 762
84 / 2134	27.5 / 699	36 / 914
84 / 2134	27.5 / 699	42 / 1067
84 / 2134	27.5 / 699	48 / 1219
84 / 2134	27.5 / 699	54 / 1372
84 / 2134	27.5 / 699	60 / 1524
84 / 2134	27.5 / 699	66 / 1676
84 / 2134	27.5 / 699	72 / 1829
84 / 2134	27.5 / 699	78 / 1981
84 / 2134	27.5 / 699	84 / 2134
84 / 2134	27.5 / 699	90 / 2286
84 / 2134	27.5 / 699	96 / 2438
84 / 2134	27.5 / 699	102 / 2591
84 / 2134	27.5 / 699	108 / 2743
84 / 2134	29 / 737	30 / 762
84 / 2134	29 / 737	36 / 914
84 / 2134	29 / 737	42 / 1067
84 / 2134	29 / 737	48 / 1219
84 / 2134	29 / 737	54 / 1372
84 / 2134	29 / 737	60 / 1524
84 / 2134	29 / 737	66 / 1676
84 / 2134	29 / 737	72 / 1829
84 / 2134	29 / 737	78 / 1981
84 / 2134	29 / 737	84 / 2134
84 / 2134	29 / 737	90 / 2286
84 / 2134	29 / 737	96 / 2438
84 / 2134	29 / 737	102 / 2591
84 / 2134	29 / 737	108 / 2743

PRICING

ONE-HIGH (\$)			
VENEER		FLINTWOOD	
Vertical Grain	Horizontal Grain	Vertical Grain	Horizontal Grain
3110	3449	2924	3242
3273	3621	3075	3404
3432	3794	3227	3566
4134	4512	3886	4242
4295	4684	4038	4404
4820	5219	4530	4905
4981	5390	4681	5066
5140	5562	4831	5229
5302	5734	4984	5391
5960	6412	5604	6026
6122	6583	5755	6188
6285	6755	5907	6350
6444	6928	6057	6512
6605	7101	6209	6674
3087	3423	2901	3217
3246	3594	3053	3378
3405	3764	3201	3539
4105	4481	3860	4214
4264	4652	4009	4372
4786	5183	4498	4871
4946	5355	4648	5033
5104	5525	4798	5193
5265	5695	4950	5353
5921	6370	5565	5988
6082	6540	5719	6147
6241	6710	5868	6308
6400	6881	6017	6468
6559	7050	6165	6627

Pricing is continued on the following page.

Z J H H

Hutch – Hinged Doors (Continued)

DIMENSIONS INCHES / MM

Overall "H"	Surface "H"	W
70 / 1778	27.5 / 699	30 / 762
70 / 1778	27.5 / 699	36 / 914
70 / 1778	27.5 / 699	42 / 1067
70 / 1778	27.5 / 699	48 / 1219
70 / 1778	27.5 / 699	54 / 1372
70 / 1778	27.5 / 699	60 / 1524
70 / 1778	27.5 / 699	66 / 1676
70 / 1778	27.5 / 699	72 / 1829
70 / 1778	27.5 / 699	78 / 1981
70 / 1778	27.5 / 699	84 / 2134
70 / 1778	27.5 / 699	90 / 2286
70 / 1778	27.5 / 699	96 / 2438
70 / 1778	27.5 / 699	102 / 2591
70 / 1778	27.5 / 699	108 / 2743
70 / 1778	29 / 737	30 / 762
70 / 1778	29 / 737	36 / 914
70 / 1778	29 / 737	42 / 1067
70 / 1778	29 / 737	48 / 1219
70 / 1778	29 / 737	54 / 1372
70 / 1778	29 / 737	60 / 1524
70 / 1778	29 / 737	66 / 1676
70 / 1778	29 / 737	72 / 1829
70 / 1778	29 / 737	78 / 1981
70 / 1778	29 / 737	84 / 2134
70 / 1778	29 / 737	90 / 2286
70 / 1778	29 / 737	96 / 2438
70 / 1778	29 / 737	102 / 2591
70 / 1778	29 / 737	108 / 2743

PRICING

TWO-HIGH (D)			
VENEER		FLINTWOOD	
Vertical Grain	Horizontal Grain	Vertical Grain	Horizontal Grain
3161	3504	2971	3295
3364	3719	3161	3496
3564	3935	3350	3698
4452	4848	4184	4557
4654	5063	4374	4758
5297	5722	4981	5378
5500	5938	5169	5581
5702	6152	5359	5782
5902	6366	5548	5984
6830	7318	6419	6879
7030	7534	6607	7081
7232	7749	6798	7282
7435	7963	6988	7487
7635	8180	7176	7689
3136	3477	2949	3269
3338	3693	3136	3471
3538	3906	3326	3671
4423	4816	4157	4527
4622	5030	4347	4727
5266	5686	4950	5345
5464	5900	5138	5547
5664	6115	5325	5747
5867	6327	5513	5948
6790	7276	6382	6838
6989	7490	6569	7041
7190	7705	6759	7242
7390	7918	6945	7443
7589	8130	7133	7643

THREE-HIGHT)

VENEER		FLINTWOOD	
Vertical Grain	Horizontal Grain	Vertical Grain	Horizontal Grain
8902	9448	8368	8879

84 / 2134	27.5 / 699	30 / 762
-----------	------------	----------

DIMENSIONS INCHES / MM

Overall "H"	Surface "H"	W
84 / 2134	27.5 / 699	30 / 762
84 / 2134	27.5 / 699	36 / 914
84 / 2134	27.5 / 699	42 / 1067
84 / 2134	27.5 / 699	48 / 1219
84 / 2134	27.5 / 699	54 / 1372
84 / 2134	27.5 / 699	60 / 1524
84 / 2134	27.5 / 699	66 / 1676
84 / 2134	27.5 / 699	72 / 1829
84 / 2134	27.5 / 699	78 / 1981
84 / 2134	27.5 / 699	84 / 2134
84 / 2134	27.5 / 699	90 / 2286
84 / 2134	27.5 / 699	96 / 2438
84 / 2134	27.5 / 699	102 / 2591
84 / 2134	27.5 / 699	108 / 2743
84 / 2134	29 / 737	30 / 762
84 / 2134	29 / 737	36 / 914
84 / 2134	29 / 737	42 / 1067
84 / 2134	29 / 737	48 / 1219
84 / 2134	29 / 737	54 / 1372
84 / 2134	29 / 737	60 / 1524
84 / 2134	29 / 737	66 / 1676
84 / 2134	29 / 737	72 / 1829
84 / 2134	29 / 737	78 / 1981
84 / 2134	29 / 737	84 / 2134
84 / 2134	29 / 737	90 / 2286
84 / 2134	29 / 737	96 / 2438
84 / 2134	29 / 737	102 / 2591
84 / 2134	29 / 737	108 / 2743

84 / 2134	29 / 737	30 / 762
-----------	----------	----------

PRICING

TWO-HIGH (D)			
VENEER		FLINTWOOD	
Vertical Grain	Horizontal Grain	Vertical Grain	Horizontal Grain
3550	3909	3338	3674
3767	4140	3541	3891
3984	4372	3744	4110
4968	5380	4669	5058
5184	5613	4872	5276
5764	6207	5416	5834
5979	6437	5622	6051
6195	6669	5825	6268
6413	6900	6027	6486
7354	7867	6914	7397
7571	8100	7117	7613
7788	8332	7321	7832
8006	8563	7524	8050
8222	8795	7729	8266
3526	3882	3314	3649
3741	4112	3517	3866
3956	4343	3719	4081
4937	5349	4642	5028
5154	5580	4846	5244
5731	6171	5387	5802
5945	6400	5587	6017
6161	6630	5792	6233
6376	6861	5993	6450
7316	7826	6876	7356
7532	8056	7079	7572
7745	8286	7280	7788
7960	8516	7484	8006
8176	8746	7686	8222

THREE-HIGH (T)

VENEER		FLINTWOOD	
Vertical Grain	Horizontal Grain	Vertical Grain	Horizontal Grain
8863	9405	8331	8841

Pricing is continued on the following page.

Z J H H

Hutch – Hinged Doors (Continued)

**DIMENSIONS
INCHES / MM**

Overall "H"	W
70 / 1778	30 / 762
70 / 1778	36 / 914
70 / 1778	42 / 1067
70 / 1778	48 / 1219
70 / 1778	54 / 1372
70 / 1778	60 / 1524
70 / 1778	66 / 1676
70 / 1778	72 / 1829
70 / 1778	78 / 1981
70 / 1778	84 / 2134
70 / 1778	90 / 2286
70 / 1778	96 / 2438
70 / 1778	102 / 2591
70 / 1778	108 / 2743
84 / 2134	30 / 762
84 / 2134	36 / 914
84 / 2134	42 / 1067
84 / 2134	48 / 1219
84 / 2134	54 / 1372
84 / 2134	60 / 1524
84 / 2134	66 / 1676
84 / 2134	72 / 1829
84 / 2134	78 / 1981
84 / 2134	84 / 2134
84 / 2134	90 / 2286
84 / 2134	96 / 2438
84 / 2134	102 / 2591
84 / 2134	108 / 2743

PRICING

ONE-HIGH – 27.5" & 29" SURFACE HEIGHT

IF FABRIC PANEL IS SPECIFIED

HORIZONTAL (CUBBY & NO CUBBY)

Gr. A/ COM	Gr. 1	Gr. 2	Gr. 3	Gr. 4	Gr. 5	Graded-In Gr. 6	Graded-In Gr. 7
3963	3979	4099	4162	4223	4282	4398	4478
4140	4157	4278	4343	4401	4459	4578	4657
4356	4375	4495	4559	4618	4678	4794	4874
5081	5099	5219	5284	5343	5403	5518	5600
5262	5278	5396	5462	5522	5581	5699	5777
5801	5817	5938	6002	6061	6119	6236	6317
5977	5995	6116	6181	6240	6297	6415	6495
6195	6214	6334	6398	6458	6517	6633	6714
6373	6391	6511	6576	6635	6693	6811	6891
7058	7074	7194	7258	7318	7376	7494	7573
7233	7251	7372	7437	7495	7552	7671	7750
7452	7469	7590	7655	7713	7773	7890	7969
7631	7647	7768	7833	7891	7951	8067	8149
7896	7920	8081	8166	8246	8324	8480	8587
4464	4481	4600	4666	4725	4785	4900	4982
4668	4685	4805	4870	4929	4990	5105	5186
4915	4932	5052	5116	5175	5234	5351	5432
5668	5684	5804	5870	5927	5987	6104	6185
5873	5890	6011	6075	6132	6192	6310	6390
6439	6458	6577	6642	6701	6760	6876	6958
6644	6662	6781	6847	6905	6964	7081	7162
6891	6907	7028	7093	7151	7209	7328	7407
7098	7112	7233	7298	7356	7417	7534	7613
7808	7823	7944	8009	8067	8127	8244	8324
8011	8028	8149	8213	8272	8332	8448	8528
8258	8274	8395	8459	8519	8576	8695	8774
8464	8480	8599	8665	8724	8783	8900	8980
8757	8780	8941	9028	9107	9184	9341	9448

TWO-HIGH – 27.5" & 29" SURFACE HEIGHT

IF FABRIC PANEL IS SPECIFIED

HORIZONTAL (CUBBY & NO CUBBY)

Gr. A/ COM	Gr. 1	Gr. 2	Gr. 3	Gr. 4	Gr. 5	Graded-In Gr. 6	Graded-In Gr. 7
4324	4341	4460	4526	4584	4644	4761	4841
4549	4568	4687	4752	4812	4869	4989	5066
4816	4832	4953	5019	5076	5137	5253	5334
5739	5756	5876	5942	6001	6058	6178	6255
5965	5982	6100	6166	6226	6286	6401	6482
6633	6652	6770	6836	6896	6955	7072	7150
6860	6876	6999	7062	7121	7180	7297	7377
7127	7145	7265	7329	7388	7446	7565	7643
7351	7369	7488	7552	7612	7671	7788	7867
8314	8332	8451	8516	8575	8632	8751	8832
8540	8557	8677	8740	8800	8860	8977	9055
8805	8824	8943	9009	9068	9124	9243	9324
9033	9048	9170	9234	9292	9352	9471	9549
9348	9369	9530	9617	9696	9775	9930	10036

Pricing is continued on the following page.

hutch storage

Z J H H

Hutch – Hinged Doors (Continued)

DIMENSIONS INCHES / MM

Overall "H"	W
84 / 2134	30 / 762
84 / 2134	36 / 914
84 / 2134	42 / 1067
84 / 2134	48 / 1219
84 / 2134	54 / 1372
84 / 2134	60 / 1524
84 / 2134	66 / 1676
84 / 2134	72 / 1829
84 / 2134	78 / 1981
84 / 2134	84 / 2134
84 / 2134	90 / 2286
84 / 2134	96 / 2438
84 / 2134	102 / 2591
84 / 2134	108 / 2743

PRICING

TWO-HIGH – 27.5" & 29" SURFACE HEIGHT								
IF FABRIC PANEL IS SPECIFIED								
HORIZONTAL (CUBBY & NO CUBBY)								
Gr. A/ COM	Gr. 1	Gr. 2	Gr. 3	Gr. 4	Gr. 5	Graded-In Gr. 6	Graded-In Gr. 7	
4769	4787	4905	4971	5031	5089	5207	5287	
5010	5030	5147	5212	5271	5332	5450	5528	
5293	5311	5431	5496	5555	5613	5731	5810	
6312	6331	6450	6515	6572	6632	6751	6830	
6556	6572	6692	6758	6817	6875	6994	7073	
7159	7177	7297	7363	7421	7479	7598	7676	
7401	7419	7539	7604	7663	7720	7839	7919	
7684	7704	7821	7885	7945	8004	8123	8200	
7926	7944	8062	8128	8188	8247	8363	8443	
8903	8922	9042	9108	9167	9222	9342	9422	
9146	9163	9283	9349	9407	9465	9583	9663	
9428	9448	9566	9631	9691	9748	9866	9946	
9672	9688	9808	9872	9931	9991	10108	10189	
10002	10026	10186	10271	10349	10428	10585	10692	

THREE-HIGH – 27.5" SURFACE HEIGHT								
IF FABRIC PANEL IS SPECIFIED								
HORIZONTAL (CUBBY & NO CUBBY)								
Gr. A/ COM	Gr. 1	Gr. 2	Gr. 3	Gr. 4	Gr. 5	Graded-In Gr. 6	Graded-In Gr. 7	
10402	10417	10538	10602	10662	10719	10838	10917	

If Lock (L) is specified, add 93 per lock

To order a Custom Color for Dossier please use the code ZCCWS. A one time 978 list charge per color applies.

If Cubby Shelf is specified, add;

	Veneer Shelf with Painted Divider	Glass Shelf with Painted Divider	Solid Surface Shelf with Painted Divider
30"	739	1251	1477
36"	768	1330	1477
42"	795	1408	1477
48"	919	1584	1574
54"	948	1661	1574
60"	977	1739	1574
66"	1005	1821	1574
72"	1128	1996	1670
78"	1157	2074	1670
84"	1186	2255	2587
90"	1312	2439	2687
96"	1338	2522	2687
102"	1366	2605	2687
108"	1395	2685	2687

If Satin Nickel Divider is specified, add;

30" - 42"	272
48" - 66"	404
72" - 84"	539
90" - 108"	673

If Valance is specified, add;

30" - 36"	997
42" - 48"	1237
54" - 108"	1421

Pricing is continued on the following page.

Z J H H
Hutch – Hinged Doors
(Continued)

DIMENSIONS
INCHES / MM

Overall "H"	W
70 / 1778	30 / 762
70 / 1778	36 / 914
70 / 1778	42 / 1067
70 / 1778	48 / 1219
70 / 1778	54 / 1372
70 / 1778	60 / 1524
70 / 1778	66 / 1676
70 / 1778	72 / 1829
70 / 1778	78 / 1981
70 / 1778	84 / 2134
70 / 1778	90 / 2286
70 / 1778	96 / 2438
70 / 1778	102 / 2591
70 / 1778	108 / 2743
84 / 2134	30 / 762
84 / 2134	36 / 914
84 / 2134	42 / 1067
84 / 2134	48 / 1219
84 / 2134	54 / 1372
84 / 2134	60 / 1524
84 / 2134	66 / 1676
84 / 2134	72 / 1829
84 / 2134	78 / 1981
84 / 2134	84 / 2134
84 / 2134	90 / 2286
84 / 2134	96 / 2438
84 / 2134	102 / 2591
84 / 2134	108 / 2743

PRICING

ONE-HIGH – 27.5" & 29" SURFACE HEIGHT

IF FABRIC PANEL IS SPECIFIED

VERTICAL (CUBBY & NO CUBBY)

Gr. A/ COM	Gr. 1	Gr. 2	Gr. 3	Gr. 4	Gr. 5	Graded-In Gr. 6	Graded-In Gr. 7
3639	3658	3775	3841	3902	3959	4077	4156
3807	3823	3943	4009	4069	4125	4245	4324
4014	4034	4153	4217	4277	4335	4453	4532
4723	4740	4859	4925	4984	5042	5161	5240
4892	4909	5028	5094	5153	5211	5329	5409
5419	5438	5557	5623	5681	5741	5856	5939
5587	5606	5726	5792	5850	5909	6025	6106
5797	5813	5935	5997	6057	6117	6233	6313
5965	5982	6100	6166	6226	6286	6401	6482
6630	6649	6767	6833	6892	6951	7068	7148
6797	6816	6935	7001	7060	7117	7235	7315
7006	7025	7145	7208	7269	7327	7445	7523
7174	7191	7311	7376	7436	7494	7611	7691
7431	7454	7614	7701	7780	7858	8016	8122
4125	4143	4261	4327	4387	4446	4562	4643
4321	4338	4457	4522	4581	4640	4757	4836
4554	4571	4690	4756	4815	4872	4992	5071
5289	5307	5427	5491	5551	5608	5726	5806
5483	5501	5621	5685	5745	5804	5920	6001
6041	6057	6178	6242	6300	6360	6478	6557
6234	6252	6371	6436	6496	6555	6671	6752
6468	6485	6605	6670	6729	6788	6905	6986
6663	6681	6799	6864	6924	6982	7101	7180
7355	7374	7492	7559	7617	7676	7793	7875
7550	7568	7688	7753	7812	7872	7987	8067
7786	7804	7922	7987	8048	8104	8223	8302
7980	7996	8116	8181	8239	8299	8417	8497
8262	8286	8445	8532	8611	8690	8845	8950

TWO-HIGH – 27.5" & 29" SURFACE HEIGHT

IF FABRIC PANEL IS SPECIFIED

VERTICAL (CUBBY & NO CUBBY)

Gr. A/ COM	Gr. 1	Gr. 2	Gr. 3	Gr. 4	Gr. 5	Graded-In Gr. 6	Graded-In Gr. 7
3981	4000	4118	4183	4243	4302	4419	4498
4193	4212	4330	4396	4456	4513	4632	4711
4446	4463	4582	4647	4706	4765	4884	4962
5343	5362	5481	5547	5605	5663	5781	5860
5556	5574	5693	5757	5817	5876	5993	6074
6211	6228	6348	6413	6472	6530	6649	6727
6423	6439	6560	6625	6685	6743	6860	6939
6675	6693	6813	6879	6937	6996	7112	7193
6888	6904	7025	7088	7148	7207	7323	7403
7824	7842	7961	8027	8086	8145	8262	8342
8034	8054	8173	8237	8297	8357	8473	8553
8290	8306	8427	8491	8551	8608	8727	8805
8502	8519	8639	8702	8762	8822	8940	9017
8801	8825	8985	9071	9149	9229	9385	9490

Pricing is continued on the following page.

hutch storage

Z J H H

Hutch – Hinged Doors (Continued)

DIMENSIONS INCHES / MM

Overall "H"	W
84 / 2134	30 / 762
84 / 2134	36 / 914
84 / 2134	42 / 1067
84 / 2134	48 / 1219
84 / 2134	54 / 1372
84 / 2134	60 / 1524
84 / 2134	66 / 1676
84 / 2134	72 / 1829
84 / 2134	78 / 1981
84 / 2134	84 / 2134
84 / 2134	90 / 2286
84 / 2134	96 / 2438
84 / 2134	102 / 2591
84 / 2134	108 / 2743

PRICING

TWO-HIGH – 27.5" & 29" SURFACE HEIGHT								
IF FABRIC PANEL IS SPECIFIED								
VERTICAL (CUBBY & NO CUBBY)								
Gr. A/ COM	Gr. 1	Gr. 2	Gr. 3	Gr. 4	Gr. 5	Graded-In Gr. 6	Graded-In Gr. 7	
4411	4428	4548	4614	4672	4729	4849	4928	
4638	4656	4775	4840	4898	4958	5075	5156	
4905	4924	5042	5107	5167	5226	5343	5423	
5900	5918	6039	6100	6161	6220	6337	6417	
6127	6145	6264	6330	6389	6447	6565	6644	
6716	6734	6855	6920	6978	7036	7153	7233	
6943	6961	7080	7146	7205	7265	7380	7461	
7210	7229	7349	7414	7472	7532	7648	7729	
7439	7455	7574	7641	7700	7759	7877	7956	
8389	8408	8528	8593	8653	8711	8828	8907	
8618	8634	8755	8820	8878	8939	9054	9136	
8885	8903	9022	9088	9147	9206	9324	9403	
9113	9132	9251	9315	9375	9433	9550	9630	
9429	9453	9613	9699	9778	9856	10014	10119	

THREE-HIGH – 27.5" SURFACE HEIGHT									
IF FABRIC PANEL IS SPECIFIED									
VERTICAL (CUBBY & NO CUBBY)									
Gr. A/ COM	Gr. 1	Gr. 2	Gr. 3	Gr. 4	Gr. 5	Graded-In Gr. 6	Graded-In Gr. 7		
84 / 2134	84 / 2134	10402	10417	10538	10602	10662	10719	10838	10917

If Lock (L) is specified, add 93 per lock

To order a Custom Color for Dossier please use the code ZCCWS. A one time 978 list charge per color applies.

If Cubby Shelf is specified, add;

	Veneer Shelf with Painted Divider	Glass Shelf with Painted Divider	Solid Surface Shelf with Painted Divider
30"	739	1251	1477
36"	768	1330	1477
42"	795	1408	1477
48"	919	1584	1574
54"	948	1661	1574
60"	977	1739	1574
66"	1005	1821	1574
72"	1128	1996	1670
78"	1157	2074	1670
84"	1186	2255	2587
90"	1312	2439	2687
96"	1338	2522	2687
102"	1366	2605	2687
108"	1395	2685	2687

If Satin Nickel Divider is specified, add;

30" - 42"	272
48" - 66"	404
72" - 84"	539
90" - 108"	673

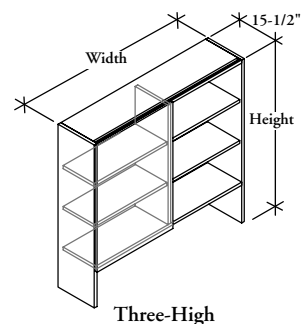
If Valance is specified, add;

30" - 36"	997
42" - 48"	1237
54" - 108"	1421

hutch storage

ZJHS

Hutch Storage – Single Sliding Door



WHAT'S INCLUDED

1 storage hutch with a single sliding door, fixed shelves (as specified), fabric panel (if specified), cubby (if specified), valance with light (if specified).

NOTES

Configuration Three-High (T) is only available with Overall Height of 84" and widths 60", 72" and 84".

One-High configuration has a single fixed shelf.

Two-High configuration has two fixed shelves.

Three-High configuration has three fixed shelves.

Valance is only available if **no** Cubby is specified.

Horizontal grain direction Veneer Group 4 only.

Flintwood available in Open Pore finish only.

PRODUCT OPTIONS

Cubby Shelf Style	Height	Configuration Height	Grain Direction	Width (6" increments)
N No Cubby	1 70" Overall Height with 27-1/2" high surface	S One-High	H Horizontal	54 - 84
C Cubby	2 70" Overall Height with 29" high surface	D Two-High	V Vertical	
V No Cubby with Valance	3 84" Overall Height with 27-1/2" high surface	T Three-High		
	4 84" Overall Height with 29" high surface			

SAMPLE ORDER CODE

ZJHS N	2	D	H	84
---------------	----------	----------	----------	-----------

PRODUCT OPTIONS (CONTINUED)

Door Finish	Case Finish	Panel Style	Fabric Panel	Cubby Shelf Finish	Cubby Divider Finish
Flintwood	Flintwood	N No Fabric Panel	Fabric COM	Natural Veneer	A Satin Nickel
Natural Veneer	Natural Veneer	F Fabric Panel	Fabric Gr. A	CWS Custom Wood Stain	E Ebony
CWS Custom Wood Stain	CWS Custom Wood Stain		Fabric Gr. 1	A5 Glass	7 Platinum
K7 Very White Backpainted Glass			Fabric Gr. 2	MV Solid Surface	V Very White
K1 Storm White Backpainted Glass			Fabric Gr. 3		X Anthracite
J6 Gris Backpainted Glass			Fabric Gr. 5		2 Burnished Bronze
K8 Graphic Steel Backpainted Glass			Fabric Gr. 6		S Sepia Bronze
			Fabric Gr. 7		M Graphite
					F Titanium Grey
					1 Gilded Ash

SAMPLE ORDER CODE (CONTINUED)

DV	DV	F	B217		
-----------	-----------	----------	-------------	--	--

See pricing on following page.

Z J H S

Hutch Storage – Single Sliding Door
(Continued)

DIMENSIONS
INCHES / MM

Top "H"	D	W
70 / 1778	27.5 / 699	54 / 1372
70 / 1778	27.5 / 699	60 / 1524
70 / 1778	27.5 / 699	66 / 1676
70 / 1778	27.5 / 699	72 / 1829
70 / 1778	27.5 / 699	78 / 1981
70 / 1778	27.5 / 699	84 / 2134
70 / 1778	29 / 737	54 / 1372
70 / 1778	29 / 737	60 / 1524
70 / 1778	29 / 737	66 / 1676
70 / 1778	29 / 737	72 / 1829
70 / 1778	29 / 737	78 / 1981
70 / 1778	29 / 737	84 / 2134
84 / 2134	27.5 / 699	60 / 1524
84 / 2134	27.5 / 699	66 / 1676
84 / 2134	27.5 / 699	72 / 1829
84 / 2134	27.5 / 699	78 / 1981
84 / 2134	27.5 / 699	84 / 2134
84 / 2134	29 / 737	54 / 1372
84 / 2134	29 / 737	60 / 1524
84 / 2134	29 / 737	66 / 1676
84 / 2134	29 / 737	72 / 1829
84 / 2134	29 / 737	78 / 1981
84 / 2134	29 / 737	84 / 2134

PRICING

ONE-HIGH (S)									
VENEER DOOR					GLASS DOOR				
VENEER		FLINTWOOD			VENEER		FLINTWOOD		
Vertical Grain	Horizontal Grain	Vertical Grain	Horizontal Grain	Vertical Grain	Horizontal Grain	Vertical Grain	Horizontal Grain	Vertical Grain	Horizontal Grain
5045	5396	4793	5128	5983	6335	5731	6065		
5167	5527	4909	5249	6148	6507	5890	6232		
5289	5656	5024	5373	6313	6681	6048	6397		
5410	5784	5139	5496	6479	6855	6208	6565		
5693	6076	5409	5772	6805	7186	6520	6884		
5813	6205	5523	5895	6969	7360	6679	7049		
5017	5365	4764	5097	5953	6302	5703	6036		
5136	5492	4879	5217	6117	6473	5860	6199		
5254	5621	4993	5339	6282	6644	6018	6363		
5374	5747	5105	5460	6443	6816	6173	6529		
5656	6038	5373	5734	6767	7148	6484	6847		
5775	6164	5487	5855	6931	7319	6642	7010		
5630	6011	5347	5708	6611	6992	6330	6690		
5768	6154	5479	5847	6791	7178	6503	6871		
5903	6299	5607	5984	6971	7369	6675	7052		
6201	6607	5891	6277	7312	7717	7002	7388		
6336	6752	6020	6414	7492	7908	7176	7570		
5463	5832	5191	5539	6400	6768	6127	6478		
5637	5975	5356	5676	6619	6957	6336	6657		
5772	6119	5483	5813	6797	7144	6508	6837		
5907	6263	5610	5950	6975	7330	6679	7017		
6202	6567	5892	6238	7315	7679	7004	7350		
6337	6711	6021	6376	7492	7865	7176	7532		

TWO-HIGH (D)									
VENEER DOOR					GLASS DOOR				
VENEER		FLINTWOOD			VENEER		FLINTWOOD		
Vertical Grain	Horizontal Grain	Vertical Grain	Horizontal Grain	Vertical Grain	Horizontal Grain	Vertical Grain	Horizontal Grain	Vertical Grain	Horizontal Grain
5791	6167	5501	5860	6988	7367	6698	7060		
5950	6338	5652	6022	7222	7611	6924	7295		
6112	6511	5806	6186	7454	7855	7149	7529		
6270	6684	5957	6349	7689	8098	7375	7765		
6593	7014	6264	6664	8083	8504	7753	8153		
6754	7185	6417	6827	8317	8748	7980	8387		
5759	6136	5472	5830	6958	7333	6669	7028		
5918	6304	5623	5990	7187	7576	6894	7260		
6078	6474	5773	6151	7421	7817	7117	7494		
6235	6644	5923	6312	7653	8060	7342	7729		
6557	6976	6229	6627	8047	8465	7717	8116		
6716	7145	6380	6788	8276	8706	7942	8350		
6413	6822	6093	6481	7684	8093	7364	7753		
6589	7009	6259	6660	7932	8354	7603	8002		
6765	7198	6428	6837	8181	8613	7842	8254		
7103	7545	6749	7170	8591	9035	8236	8657		
7277	7733	6914	7347	8840	9294	8477	8908		
6207	6603	5896	6273	7404	7800	7097	7470		
6420	6788	6098	6447	7691	8059	7370	7718		
6593	6973	6264	6625	7939	8318	7609	7969		
6768	7159	6431	6800	8186	8575	7846	8217		
7104	7506	6750	7131	8593	8995	8238	8619		
7278	7692	6914	7308	8840	9254	8476	8869		

See pricing on following page.

hutch storage

Z J H S

Hutch Storage – Single Sliding Door (Continued)

DIMENSIONS INCHES / MM

Top "H"	D	W
84 / 2134	27.5 / 699	54 / 1372
84 / 2134	27.5 / 699	60 / 1524
84 / 2134	27.5 / 699	66 / 1676
84 / 2134	29 / 737	54 / 1372
84 / 2134	29 / 737	60 / 1524
84 / 2134	29 / 737	66 / 1676

PRICING

THREE-HIGH (T)							
VENEER DOOR				GLASS DOOR			
VENEER		FLINTWOOD		VENEER		FLINTWOOD	
Vertical Grain	Horizontal Grain	Vertical Grain	Horizontal Grain	Vertical Grain	Horizontal Grain	Vertical Grain	Horizontal Grain
7295	7717	6931	7332	8928	9368	8564	8984
7726	8177	7340	7769	9577	10047	9190	9638
8319	8798	7904	8359	10388	10909	9970	10470
7278	7717	6914	7332	8912	9352	8548	8967
7710	8177	7323	7769	9560	10029	9176	9620
8302	8798	7887	8359	10371	10868	9956	10428

ONE-HIGH – 27.5" & 29" SURFACE HEIGHT

IF FABRIC PANEL IS SPECIFIED

HORIZONTAL (CUBBY & NO CUBBY)

Overall "H"	W	Gr. A/ COM	Gr. 1	Gr. 2	Gr. 3	Gr. 4	Gr. 5	Graded-In Gr. 6	Graded-In Gr. 7
70 / 1778	54 / 1372	1047	1063	1184	1248	1306	1366	1484	1563
70 / 1778	60 / 1524	1068	1086	1205	1270	1330	1387	1506	1586
70 / 1778	66 / 1676	1089	1108	1228	1293	1352	1409	1528	1607
70 / 1778	72 / 1829	1152	1169	1291	1354	1414	1471	1589	1668
70 / 1778	78 / 1981	1174	1192	1312	1376	1436	1493	1611	1691
70 / 1778	84 / 2134	1196	1214	1334	1398	1458	1515	1633	1713
84 / 2134	60 / 1524	1222	1239	1360	1424	1484	1542	1659	1738
84 / 2134	66 / 1676	1256	1272	1393	1458	1517	1576	1692	1773
84 / 2134	72 / 1829	1330	1346	1466	1532	1590	1649	1765	1846
84 / 2134	78 / 1981	1363	1380	1500	1564	1625	1682	1800	1879
84 / 2134	84 / 2134	1396	1414	1533	1597	1657	1715	1833	1911

TWO-HIGH – 27.5" & 29" SURFACE HEIGHT

IF FABRIC PANEL IS SPECIFIED

HORIZONTAL (CUBBY & NO CUBBY)

Overall "H"	W	Gr. A/ COM	Gr. 1	Gr. 2	Gr. 3	Gr. 4	Gr. 5	Graded-In Gr. 6	Graded-In Gr. 7
70 / 1778	54 / 1372	904	920	1041	1105	1165	1224	1340	1420
70 / 1778	60 / 1524	914	930	1051	1117	1175	1233	1352	1431
70 / 1778	66 / 1676	924	942	1062	1126	1186	1245	1362	1441
70 / 1778	72 / 1829	976	992	1113	1177	1237	1295	1414	1491
70 / 1778	78 / 1981	986	1002	1123	1189	1247	1305	1422	1504
70 / 1778	84 / 2134	997	1015	1133	1198	1258	1316	1435	1514
84 / 2134	60 / 1524	954	974	1092	1157	1217	1273	1393	1470
84 / 2134	66 / 1676	964	983	1101	1167	1226	1286	1402	1483
84 / 2134	72 / 1829	1016	1033	1154	1218	1277	1336	1455	1533
84 / 2134	78 / 1981	1026	1045	1164	1229	1289	1346	1464	1543
84 / 2134	84 / 2134	1036	1054	1174	1239	1298	1358	1475	1554

THREE-HIGH – 27.5" & 29" SURFACE HEIGHT

IF FABRIC PANEL IS SPECIFIED

HORIZONTAL (CUBBY & NO CUBBY)

Overall "H"	W	Gr. A/ COM	Gr. 1	Gr. 2	Gr. 3	Gr. 4	Gr. 5	Graded-In Gr. 6	Graded-In Gr. 7
84 / 1778	60 / 1524	914	930	1051	1117	1175	1233	1352	1431
84 / 1778	72 / 1829	976	992	1113	1177	1237	1295	1414	1491
84 / 1778	84 / 2134	997	1015	1133	1198	1258	1316	1435	1514

See pricing on following page.

Z J H S

Hutch Storage – Single Sliding Door
(Continued)

DIMENSIONS
INCHES / MM

Overall "H"	W
70 / 1778	54 / 1372
70 / 1778	60 / 1524
70 / 1778	66 / 1676
70 / 1778	72 / 1829
70 / 1778	78 / 1981
70 / 1778	84 / 2134
84 / 2134	60 / 1524
84 / 2134	66 / 1676
84 / 2134	72 / 1829
84 / 2134	78 / 1981
84 / 2134	84 / 2134
70 / 1778	54 / 1372
70 / 1778	60 / 1524
70 / 1778	66 / 1676
70 / 1778	72 / 1829
70 / 1778	78 / 1981
70 / 1778	84 / 2134
84 / 2134	60 / 1524
84 / 2134	66 / 1676
84 / 2134	72 / 1829
84 / 2134	78 / 1981
84 / 2134	84 / 2134

PRICING

ONE-HIGH – 27.5" & 29" SURFACE HEIGHT
IF FABRIC PANEL IS SPECIFIED

VERTICAL (CUBBY & NO CUBBY)								
Gr. A/ COM	Gr. 1	Gr. 2	Gr. 3	Gr. 4	Gr. 5	Graded-In Gr. 6	Graded-In Gr. 7	
1047	1063	1184	1248	1306	1366	1484	1563	
1068	1086	1205	1270	1330	1387	1506	1586	
1089	1108	1228	1293	1352	1409	1528	1607	
1152	1169	1291	1354	1414	1471	1589	1668	
1174	1192	1312	1376	1436	1493	1611	1691	
1196	1214	1334	1398	1458	1515	1633	1713	
1222	1239	1360	1424	1484	1542	1659	1738	
1256	1272	1393	1458	1517	1576	1692	1773	
1330	1346	1466	1532	1590	1649	1765	1846	
1363	1380	1500	1564	1625	1682	1800	1879	
1396	1414	1533	1597	1657	1715	1833	1911	

TWO-HIGH – 27.5" & 29" SURFACE HEIGHT
IF FABRIC PANEL IS SPECIFIED

VERTICAL (CUBBY & NO CUBBY)								
Gr. A/ COM	Gr. 1	Gr. 2	Gr. 3	Gr. 4	Gr. 5	Graded-In Gr. 6	Graded-In Gr. 7	
904	920	1041	1105	1165	1224	1340	1420	
914	930	1051	1117	1175	1233	1352	1431	
924	942	1062	1126	1186	1245	1362	1441	
976	992	1113	1177	1237	1295	1414	1491	
986	1002	1123	1189	1247	1305	1422	1504	
997	1015	1133	1198	1258	1316	1435	1514	
954	974	1092	1157	1217	1273	1393	1470	
964	983	1101	1167	1226	1286	1402	1483	
1016	1033	1154	1218	1277	1336	1455	1533	
1026	1045	1164	1229	1289	1346	1464	1543	
1036	1054	1174	1239	1298	1358	1475	1554	

THREE-HIGH – 27.5" & 29" SURFACE HEIGHT
IF FABRIC PANEL IS SPECIFIED

VERTICAL (CUBBY & NO CUBBY)								
Gr. A/ COM	Gr. 1	Gr. 2	Gr. 3	Gr. 4	Gr. 5	Graded-In Gr. 6	Graded-In Gr. 7	
914	930	1051	1117	1175	1233	1352	1431	
976	992	1113	1177	1237	1295	1414	1491	
997	1015	1133	1198	1258	1316	1435	1514	

To order a Custom Color for Dossier please use the code ZCCWS. A one time 978 list charge per color applies.
If Cubby Shelf is specified, add;

	Veneer Shelf with Painted Divider	Glass Shelf with Painted Divider	Solid Surface Shelf with Painted Divider
54"	948	1661	1574
60"	977	1739	1574
66"	1005	1821	1574
72"	1128	1996	1670
78"	1157	2074	1670
84"	1186	2255	2587

If Satin Nickel Divider is specified, add;

54" - 66"	404
72" - 84"	539

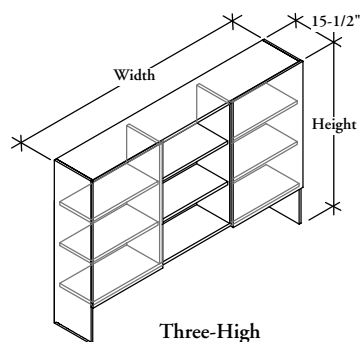
If Valance is specified, add;

30" - 36"	997
42" - 48"	1237
54" - 108"	1421

hutch storage

Z J H D

Hutch – Double Sliding Doors



WHAT'S INCLUDED

1 storage hutch with two sliding doors, fixed shelves (as specified), fabric panel (if specified), cubby (if specified), valance with light (if specified).

NOTES

Configuration Three High (T) is only available with Overall Height 84" in width 84".

One-High configuration has a single fixed shelf.

Two-High configuration has two fixed shelves.

Three-High configuration has three fixed shelves.

Valance is only available if **no** Cubby is specified.

Horizontal grain direction Veneer Group 4 only.

Flintwood available in Open Pore finish only.

PRODUCT OPTIONS

Cubby Shelf	Height	Configuration Height	Grain Direction	Width (6" increments)
N No Cubby	1 70" Overall Height with 27-1/2" high surface	S One-High	H Horizontal	84 - 108
C Cubby	2 70" Overall Height with 29" high surface	D Two-High	V Vertical	
V No Cubby with Valance	3 84" Overall Height with 27-1/2" high surface	T Three-High		
	4 84" Overall Height with 29" high surface			

SAMPLE ORDER CODE

ZJHD C	2	S	H	108
---------------	----------	----------	----------	------------

PRODUCT OPTIONS (CONTINUED)

Door Finish	Case Finish	Panel Style	Fabric Panel	Cubby Shelf Finish	Cubby Divider Finish
Flintwood	Flintwood	N No Fabric Panel	Fabric COM	Flintwood	A Satin Nickel
Natural Veneer	Natural Veneer	F Fabric Panel	Fabric Gr. A	Natural Veneer	E Ebony
CWS Custom Wood Stain	CWS Custom Wood Stain		Fabric Gr. 1	CWS Custom Wood Stain	7 Platinum
K7 Very White Backpainted Glass			Fabric Gr. 2	A5 Glass	V Very White
K1 Storm White Backpainted Glass			Fabric Gr. 3	MV Solid Surface	X Anthracite
J6 Gris Backpainted Glass			Fabric Gr. 5		2 Burnished Bronze
K8 Graphic Steel Backpainted Glass			Fabric Gr. 6		S Sepia Bronze
			Fabric Gr. 7		M Graphite
					F Titanium Grey
					1 Gilded Ash

SAMPLE ORDER CODE (CONTINUED)

DV	DV	F	B217	DV	DV
-----------	-----------	----------	-------------	-----------	-----------

See pricing on following page.

Z J H D

Hutch – Double Sliding Doors
(Continued)

DIMENSIONS
INCHES / MM

Overall "H"	Surface "H"	W
70 / 1778	27.5 / 699	84 / 2134
70 / 1778	27.5 / 699	90 / 2286
70 / 1778	27.5 / 699	96 / 2438
70 / 1778	27.5 / 699	102 / 2591
70 / 1778	27.5 / 699	108 / 2743
70 / 1778	29 / 737	84 / 2134
70 / 1778	29 / 737	90 / 2286
70 / 1778	29 / 737	96 / 2438
70 / 1778	29 / 737	102 / 2591
70 / 1778	29 / 737	108 / 2743
84 / 2134	27.5 / 699	84 / 2134
84 / 2134	27.5 / 699	90 / 2286
84 / 2134	27.5 / 699	96 / 2438
84 / 2134	27.5 / 699	102 / 2591
84 / 2134	27.5 / 699	108 / 2743
84 / 2134	29 / 737	84 / 2134
84 / 2134	29 / 737	90 / 2286
84 / 2134	29 / 737	96 / 2438
84 / 2134	29 / 737	102 / 2591
84 / 2134	29 / 737	108 / 2743

84 / 2134	27.5 / 699	84 / 2134
84 / 2134	29 / 737	84 / 2134

70 / 1778	27.5 / 699	84 / 2134
70 / 1778	27.5 / 699	90 / 2286
70 / 1778	27.5 / 699	96 / 2438
70 / 1778	27.5 / 699	102 / 2591
70 / 1778	27.5 / 699	108 / 2743
70 / 1778	29 / 737	84 / 2134
70 / 1778	29 / 737	90 / 2286
70 / 1778	29 / 737	96 / 2438
70 / 1778	29 / 737	102 / 2591
70 / 1778	29 / 737	108 / 2743
84 / 2134	27.5 / 699	84 / 2134
84 / 2134	27.5 / 699	90 / 2286
84 / 2134	27.5 / 699	96 / 2438
84 / 2134	27.5 / 699	102 / 2591
84 / 2134	27.5 / 699	108 / 2743
84 / 2134	29 / 737	84 / 2134
84 / 2134	29 / 737	90 / 2286
84 / 2134	29 / 737	96 / 2438
84 / 2134	29 / 737	102 / 2591
84 / 2134	29 / 737	108 / 2743

PRICING

ONE-HIGH (S), CUBBY (C)						TWO-HIGH (D), CUBBY (C)					
VERTICAL			HORIZONTAL			VERTICAL			HORIZONTAL		
Flintwood Door	Veneer Door	Glass Door	Flintwood Door	Veneer Door	Glass Door	Flintwood Door	Veneer Door	Glass Door	Flintwood Door	Veneer Door	Glass Door
6316	6932	8416	6890	7251	8735	7728	8132	10161	8076	8501	10528
6704	7058	8598	7014	7383	8926	7885	8300	10425	8244	8677	10803
6822	7181	8781	7142	7518	9117	8044	8467	10688	8411	8857	11078
7097	7468	9126	7422	7813	9472	8357	8796	11116	8736	9195	11514
7213	7592	9311	7548	7946	9662	8514	8964	11380	8903	9373	11789
6548	6894	10161	6849	7209	8694	7690	8094	10123	8034	8458	10486
6665	7015	10425	6975	7342	8882	7847	8260	10385	8201	8633	10760
6784	7140	10688	7101	7473	9073	8004	8424	10647	8369	8810	11033
7052	7423	11116	7378	7766	9425	8315	8752	11073	8693	9148	11468
7172	7548	11380	7502	7897	9614	8471	8917	11334	8859	9325	11741
7081	7454	8939	7407	7798	9282	8225	8656	10684	8594	9046	11075
7215	7594	9137	7550	7949	9489	8397	8839	10964	8779	9241	11366
7349	7736	9335	7692	8097	9697	8570	9020	11244	8964	9434	11657
7635	8034	9696	7987	8407	10066	8897	9363	11684	9301	9790	12109
7768	8176	9893	8129	8556	10274	9069	9547	11962	9486	9986	12402
7045	7417	8900	7370	7758	9241	8188	8618	10645	8555	9006	11034
7176	7553	9096	7510	7906	9448	8359	8798	10923	8738	9197	11323
7308	7692	9292	7648	8052	9652	8529	8979	11201	8921	9389	11613
7592	7992	9651	7944	8362	10020	8855	9319	11639	9256	9744	12063
7726	8131	9848	8084	8508	10226	9026	9502	11918	9440	9936	12352

THREE-HIGH (T), CUBBY (C)					
VERTICAL			HORIZONTAL		
Flintwood Door	Veneer Door	Glass Door	Flintwood Door	Veneer Door	Glass Door
9112	9591	12301	9695	10203	12913
9074	9553	12260	9654	10163	12872

ONE-HIGH (S), NO CUBBY NO VALANCE (N)						TWO-HIGH (D), NO CUBBY NO VALANCE (N)					
VERTICAL			HORIZONTAL			VERTICAL			HORIZONTAL		
Flintwood Door	Veneer Door	Glass Door	Flintwood Door	Veneer Door	Glass Door	Flintwood Door	Veneer Door	Glass Door	Flintwood Door	Veneer Door	Glass Door
6585	6932	8416	6890	7251	8735	7728	8132	10161	8076	8501	10528
6704	7058	8598	7014	7383	8926	7885	8300	10425	8244	8677	10803
6822	7181	8781	7142	7518	9117	8044	8467	10688	8411	8857	11078
7097	7468	9126	7422	7813	9472	8357	8796	11116	8736	9195	11514
7213	7592	9311	7548	7946	9662	8514	8964	11380	8903	9373	11789
6548	6894	10161	6849	7209	8694	7690	8094	10123	8034	8458	10486
6665	7015	10425	6975	7342	8882	7847	8260	10385	8201	8633	10760
6784	7140	10688	7101	7473	9073	8004	8424	10647	8369	8810	11033
7052	7423	11116	7378	7766	9425	8315	8752	11073	8693	9148	11468
7172	7548	11380	7502	7897	9614	8471	8917	11334	8859	9325	11741
7081	7454	8939	7407	7798	9282	8225	8656	10684	8594	9046	11075
7215	7594	9137	7550	7949	9489	8397	8839	10964	8779	9241	11366
7349	7736	9335	7692	8097	9697	8570	9020	11244	8964	9434	11657
7635	8034	9696	7987	8407	10066	8897	9363	11684	9301	9790	12109
7768	8176	9893	8129	8556	10274	9069	9547	11962	9486	9986	12402
7045	7417	8900	7370	7758	9241	8188	8618	10645	8555	9006	11034
7176	7553	9096	7510	7906	9448	8359	8798	10923	8738	9197	11323
7308	7692	9292	7648	8052	9652	8529	8979	11201	8921	9389	11613
7592	7992	9651	7944	8362	10020	8855	9319	11639	9256	9744	12063
7726	8131	9848	8084	8508	10226	9026	9502	11918	9440	9936	12352

See pricing on following page

hutch storage

Z J H D

Hutch – Double Sliding Doors (Continued)

DIMENSIONS INCHES / MM

84 / 2134	27.5 / 699	84 / 2134
84 / 2134	29 / 737	84 / 2134

Overall "H"	Surface "H"	W
70 / 1778	27.5 / 699	84 / 2134
70 / 1778	27.5 / 699	90 / 2286
70 / 1778	27.5 / 699	96 / 2438
70 / 1778	27.5 / 699	102 / 2591
70 / 1778	27.5 / 699	108 / 2743
70 / 1778	29 / 737	84 / 2134
70 / 1778	29 / 737	90 / 2286
70 / 1778	29 / 737	96 / 2438
70 / 1778	29 / 737	102 / 2591
70 / 1778	29 / 737	108 / 2743

84 / 2134	27.5 / 699	84 / 2134
84 / 2134	27.5 / 699	90 / 2286
84 / 2134	27.5 / 699	96 / 2438
84 / 2134	27.5 / 699	102 / 2591
84 / 2134	27.5 / 699	108 / 2743

84 / 2134	29 / 737	84 / 2134
84 / 2134	29 / 737	90 / 2286
84 / 2134	29 / 737	96 / 2438
84 / 2134	29 / 737	102 / 2591
84 / 2134	29 / 737	108 / 2743

PRICING

THREE-HIGH (T), NO CUBBY NO VALANCE (N)

VERTICAL			HORIZONTAL		
Flintwood Door	Veneer Door	Glass Door	Flintwood Door	Veneer Door	Glass Door
9112	9591	12301	9695	10203	12913
9074	9553	12260	9654	10163	12872

ONE-HIGH (S), NO CUBBY WITH VALANCE (V)

VERTICAL			HORIZONTAL			VERTICAL			HORIZONTAL		
Flintwood Door	Veneer Door	Glass Door	Flintwood Door	Veneer Door	Glass Door	Flintwood Door	Veneer Door	Glass Door	Flintwood Door	Veneer Door	Glass Door
7935	8352	9836	8238	8673	10157	9075	9554	11582	9425	9921	11950
8054	8478	10019	8364	8804	10346	9236	9721	11847	9594	10098	12223
8172	8603	10202	8491	8939	10539	9392	9888	12109	9764	10276	12499
8444	8890	10547	8772	9234	10891	9705	10216	12536	10087	10616	12936
8563	9013	10731	8899	9366	11082	9864	10383	12801	10255	10795	13211
7897	8314	11582	8199	8630	10114	9041	9514	11543	9385	9880	11906
8016	8437	11847	8324	8762	10304	9196	9680	11806	9553	10055	12180
8131	8560	12109	8449	8895	10494	9354	9846	12067	9720	10232	12453
8403	8844	12536	8728	9187	10845	9664	10173	12494	10040	10569	12889
8521	8969	12801	8853	9318	11035	9821	10339	12754	10208	10745	13162
8432	8875	10359	8759	9218	10703	9574	10076	12104	9945	10468	12496
8565	9015	10558	8901	9368	10910	9746	10260	12384	10129	10662	12787
8698	9156	10756	9043	9519	11118	9920	10442	12665	10311	10855	13079
8984	9456	11117	9337	9827	11488	10245	10785	13106	10651	11212	13530
9116	9597	11315	9479	9978	11695	10420	10969	13382	10835	11406	13822
8396	8837	10321	8720	9179	10662	9536	10038	12066	9906	10427	12454
8527	8974	10516	8860	9326	10868	9708	10219	12344	10089	10618	12744
8657	9113	10714	8999	9473	11074	9881	10400	12622	10270	10810	13033
8943	9413	11073	9293	9783	11441	10203	10740	13060	10606	11164	13483
9074	9553	11269	9433	9929	11647	10375	10922	13337	10789	11357	13773

THREE-HIGH (T), NO CUBBY WITH VALANCE (V)

VERTICAL			HORIZONTAL		
Flintwood Door	Veneer Door	Glass Door	Flintwood Door	Veneer Door	Glass Door
10424	10974	13682	11006	11584	14292

See pricing on following page

Z J H D

Hutch – Double Sliding Doors (Continued)

dimensions
INCHES / MM

Overall "H"	W
70 / 1778	84 / 2134
70 / 1778	90 / 2286
70 / 1778	96 / 2438
70 / 1778	102 / 2591
70 / 1778	108 / 2743
84 / 2134	84 / 2134
84 / 2134	90 / 2286
84 / 2134	96 / 2438
84 / 2134	102 / 2591
84 / 2134	108 / 2743
84 / 2134	84 / 2134
84 / 2134	90 / 2286
84 / 2134	96 / 2438
84 / 2134	102 / 2591
84 / 2134	108 / 2743

PRICING

ONE-HIGH – 27.5" & 29" SURFACE HEIGHT									
IF FABRIC PANEL IS SPECIFIED									
HORIZONTAL & VERTICAL (CUBBY & NO CUBBY)									
Gr. A/ COM	Gr. 1	Gr. 2	Gr. 3	Gr. 4	Gr. 5	Graded-In Gr. 6	Graded-In Gr. 7		
1196	1214	1334	1398	1458	1515	1633	1713		
1218	1235	1356	1420	1481	1538	1656	1734		
1280	1297	1418	1483	1541	1601	1719	1798		
1302	1319	1439	1505	1563	1624	1738	1821		
1414	1437	1596	1682	1761	1839	1998	2103		
1396	1414	1533	1597	1657	1715	1833	1911		
1429	1446	1565	1631	1690	1750	1867	1946		
1504	1520	1639	1705	1763	1823	1941	2020		
1536	1554	1674	1737	1798	1857	1973	2052		
1658	1681	1842	1928	2006	2085	2242	2347		
TWO-HIGH – 27.5" & 29" SURFACE HEIGHT									
IF FABRIC PANEL IS SPECIFIED									
HORIZONTAL & VERTICAL (CUBBY & NO CUBBY)									
Gr. A/ COM	Gr. 1	Gr. 2	Gr. 3	Gr. 4	Gr. 5	Graded-In Gr. 6	Graded-In Gr. 7		
997	1015	1133	1198	1258	1316	1435	1514		
1008	1025	1146	1209	1268	1327	1444	1524		
1059	1076	1195	1261	1319	1377	1495	1576		
1068	1086	1206	1270	1330	1388	1507	1586		
1168	1192	1352	1438	1517	1594	1753	1858		
1036	1054	1174	1239	1298	1358	1475	1554		
1048	1064	1185	1249	1308	1367	1485	1564		
1097	1117	1235	1300	1361	1418	1536	1614		
1110	1126	1246	1312	1370	1429	1545	1627		
1209	1232	1393	1479	1557	1634	1794	1899		
THREE-HIGH – 27.5" & 29" SURFACE HEIGHT									
IF FABRIC PANEL IS SPECIFIED									
HORIZONTAL & VERTICAL (CUBBY & NO CUBBY)									
Gr. A/ COM	Gr. 1	Gr. 2	Gr. 3	Gr. 4	Gr. 5	Graded-In Gr. 6	Graded-In Gr. 7		
997	1015	1133	1198	1258	1316	1435	1514		

To order a Custom Color for Dossier please use the code ZCCWS. A one time 978 list charge per color applies.

If Cubby Shelf is specified, add;

	Veneer Shelf with Painted Divider	Glass Shelf with Painted Divider	Solid Surface Shelf with Painted Divider
84"	1186	2255	2587
90"	1312	2439	2687
96"	1338	2522	2687
102"	1366	2605	2687
108"	1395	2685	2687

If Satin Nickel Divider is specified, add;

84"	539
90" - 108"	673

If Valance is specified, add;

30" - 36"	997
42" - 48"	1237
54" - 108"	1421

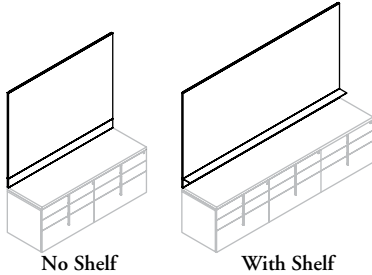
wall panels

wall panels product map

ZJWS Segmented Wall Panel – Above Credenza

Page 416

Height : 12-5/8", 26-3/4", 40-7/8", 42-3/8", 56-1/2" /
Width : 15", 18" & 30" - 108" (6" increments)



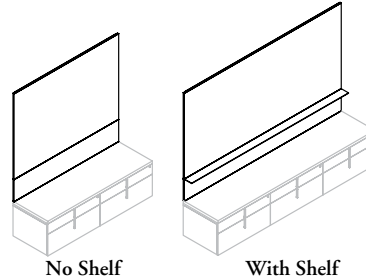
No Shelf

With Shelf

ZJWL Segmented Wall Panel – Above Low Credenza

Page 420

Height : 20-1/2", 34-5/8", 48-3/4", 50-1/4", 64-3/8" /
Width : 15", 18" & 30" - 108" (6" increments)



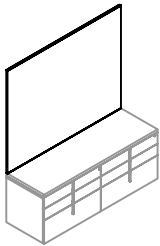
No Shelf

With Shelf

ZJWFF Full Wall Panel – Above Credenza, Fabric

Page 424

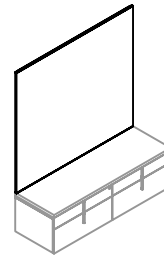
Height : 12-5/8", 26-3/4", 40-7/8", 42-3/8", 56-1/2" /
Width : 15", 18" & 30" - 108" (6" increments)



ZJWGF Full Wall Panel – Above Low Storage, Fabric

Page 426

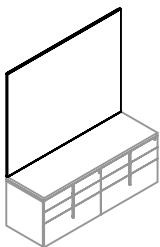
Height : 20-1/2", 34-5/8", 48-3/4", 50-1/4", 64-3/8" /
Width : 15", 18" & 30" - 108" (6" increments)



ZJWFG Full Wall Panel – Above Credenza, Glass

Page 428

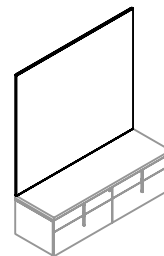
Height : 12-5/8", 26-3/4", 40-7/8", 42-3/8", 56-1/2" /
Width : 15", 18" & 30" - 108" (6" increments)



ZJWGG Full Wall Panel – Above Low Storage, Glass

Page 430

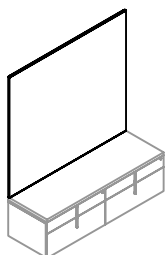
Height : 20-1/2", 34-5/8", 48-3/4", 50-1/4", 64-3/8" /
Width : 15", 18" & 30" - 108" (6" increments)



ZJWFFV Full Wall Panel – Above Credenza, Veneer

Page 432

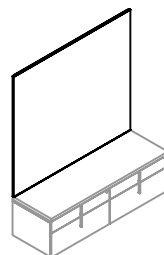
Height : 12-5/8", 26-3/4", 40-7/8", 42-3/8", 56-1/2" /
Width : 15", 18" & 30" - 108" (6" increments)



ZJWGV Full Wall Panel – Above Low Storage, Veneer

Page 434

Height : 20-1/2", 34-5/8", 48-3/4", 50-1/4", 64-3/8" /
Width : 15", 18" & 30" - 108" (6" increments)

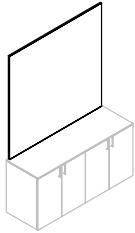


wall panels product map

ZJWFM Full Wall Panel – Above Credenza, Magnetic Veneer

Page 436

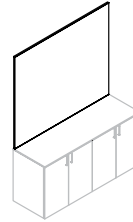
Height : 12-5/8", 26-3/4", 40-7/8", 42-3/8", 54-1/2" / Width : 15" - 90"



ZJWGM Full Wall Panel – Above Low Credenza, Magnetic Veneer

Page 438

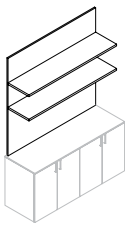
Height : 20-1/2", 34-5/8", 48-3/4", 50-1/4", 64-3/8" / Width : 15" - 90"



ZJWOH Wall Panel, Open Shelves – Above Credenza

Page 440

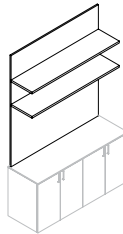
Height : 42-3/8", 56-1/2" / Depth : 12", 15-1/2"
Width : 30" - 108"



ZJWOL Wall Panel, Open Shelves – Above Low Credenza

Page 442

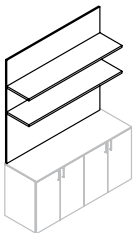
Height : 50-1/4", 64-3/8" / Depth : 12", 15-1/2"
Width : 30" - 108"



ZJWCH Wall Panel – Open Shelves Combination, Above Credenza

Page 444

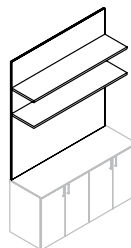
Height : 42-3/8", 56-1/2" / Depth : 12", 15-1/2"
Width : 30" - 108"



ZJWCL Wall Panel – Open Shelves Combination, Above Low Credenza

Page 446

Height : 50-1/4", 64-3/8" / Depth : 12", 15-1/2"
Width : 30" - 108"



ZJWM Rare Earth Magnets

Page 448

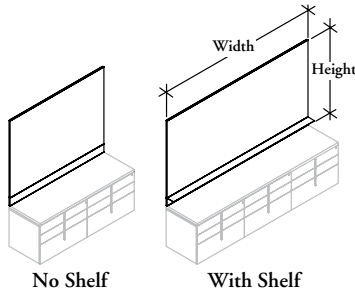
1" diameter x 1/8" thickness



wall panels

ZJWS

Segmented Wall Panel – Above Credenza



WHAT'S INCLUDED

1 segmented wall panel, 1 shelf (if specified).

NOTES

Heights 42-3/8" (42) and 56-1/2" (56) are only available in Widths 15" - 48".

Lower panel is always Natural Veneer.

Horizontal grain direction Veneer Group 4 only.

Flintwood available in Open Pore finish only.

PRODUCT OPTIONS

Shelf	Grain Direction	Height	Width	Upper Finish	Lower Finish	Shelf Finish
N No Shelf	H Horizontal	12 12-5/8"	15, 18, 30, 36, 42, 48, 54, 60, 66, 72, 78, 84, 90, 96, 102, 108	Panel Fabrics	Flintwood	A5 Clear Glass
S With Shelf	V Vertical	26 26-3/4"		Natural Veneer	Natural Veneer	MV White Solid Surface
		40 40-7/8"		K7 Very White Backpainted Glass	CWS Custom Wood Stain	
		42 42-3/8"		K1 Storm White Backpainted Glass		
		56 56-1/2"		J6 Gris Backpainted Glass		
			K8 Graphic Steel Backpainted Glass			

SAMPLE ORDER CODE

ZJWS S	H	42	36	L305	DV	MV
--------	---	----	----	------	----	----

DIMENSIONS FOR MM X BY 25.4

PRICING

H	W	VENEER		FLINTWOOD		FABRIC							MAGNETIC BACK-PAINTED	
		Vertical Grain	Horizontal Grain	Vertical Grain	Horizontal Grain	COM Gr. A	Gr. 1	Gr. 2	Gr. 3	Gr. 4	Gr. 5	Gr. 6		Gr. 7
12-5/8	15	852	899	783	826	1267	1286	1414	1483	1544	1608	1733	1819	1334
12-5/8	18	865	914	796	841	1279	1297	1425	1493	1557	1620	1746	1831	1379
12-5/8	30	922	972	849	893	1329	1346	1475	1543	1607	1668	1796	1879	1561
12-5/8	36	949	999	874	919	1353	1371	1500	1568	1631	1694	1821	1904	1654
12-5/8	42	1044	1093	959	1007	1442	1462	1588	1658	1722	1783	1908	1994	1807
12-5/8	48	1070	1122	985	1030	1467	1486	1613	1682	1746	1807	1934	2017	1901
12-5/8	54	1289	1339	1185	1232	1680	1700	1827	1898	1960	2021	2147	2232	2181
12-5/8	60	1316	1367	1211	1258	1706	1725	1852	1923	1983	2046	2172	2256	2273
12-5/8	66	1344	1396	126	1283	1731	1750	1876	1946	2008	2072	2196	2281	2364
12-5/8	72	1437	1489	133	1370	1821	1837	1967	2035	2098	2161	2286	2370	2521
12-5/8	78	1465	1518	135	1396	1844	1862	1992	2062	2121	2185	2312	2395	2611
12-5/8	84	1492	1548	138	1424	1869	1887	2015	2084	2147	2211	2336	2420	2702
12-5/8	90	1520	1576	140	1450	1895	1910	2041	2109	2172	2235	2360	2444	2794
12-5/8	96	1613	1668	149	1536	1982	2002	2128	2198	2261	2323	2450	2534	2950
12-5/8	102	1640	1698	151	1562	2007	2027	2153	2222	2286	2348	2474	2558	3040
12-5/8	108	1668	1727	153	1588	2032	2050	2178	2248	2312	2374	2500	2583	3133

Pricing is continued on the following page.

Z J W S
Segmented Wall Panel –
Above Credenza (Continued)

DIMENSIONS
FOR MM X BY 25.4

PRICING

		VENEER		FLINTWOOD		FABRIC							MAGNETIC BACK-PAINTED		
H	W	Vertical Grain	Horizontal Grain	Vertical Grain	Horizontal Grain	COM	Gr. A	Gr. 1	Gr. 2	Gr. 3	Gr. 4	Gr. 5	Gr. 6	Gr. 7	
26-3/4	15	1009	1059	927	975	1408	1427	1647	1625	1687	1750	1875	1960	1783	
26-3/4	18	1030	1084	949	997	1427	1444	1685	1642	1705	1768	1895	1978	1898	
26-3/4	30	1125	1179	1034	1085	1501	1519	1796	1715	1779	1842	1968	2051	2351	
26-3/4	36	1171	1228	1079	1128	1538	1556	1831	1754	1815	1878	2004	2089	2579	
26-3/4	42	1293	1351	1190	1242	1649	1666	2055	1863	1927	1991	2115	2198	2880	
26-3/4	48	1338	1398	1231	1288	1686	1703	2095	1901	1965	2027	2151	2237	3107	
26-3/4	54	1574	1635	1449	1506	1909	1930	2132	2126	2189	2251	2378	2462	3524	
26-3/4	60	1622	1685	1491	1550	1947	1968	2242	2163	2224	2288	2415	2500	3750	
26-3/4	66	1667	1732	1535	1593	1983	2004	2279	2200	2263	2324	2451	2536	3978	
26-3/4	72	1789	1855	1646	1751	2096	2115	2316	2312	2374	2437	2562	2647	4280	
26-3/4	78	1834	1903	1688	1838	2133	2151	2353	2347	2410	2473	2598	2683	4508	
26-3/4	84	1880	1950	1731	1996	2170	2188	2463	2385	2448	2510	2636	2720	4733	
26-3/4	90	1928	2000	1774	1838	2207	2223	2501	2421	2485	2547	2673	2757	4961	
26-3/4	96	2048	2120	1884	1950	2317	2336	2537	2532	2595	2658	2783	2868	5263	
26-3/4	102	2096	2170	1928	1996	2354	2371	1555	2570	2632	2695	2820	2905	5489	
26-3/4	108	2142	2218	1971	1541	2390	2409	1573	2607	2670	2732	2857	2943	5719	
40-7/8	15	1166	1219	1071	1877	1550	1568	1697	1764	1828	1892	2016	2100	2235	
40-7/8	18	1197	1254	1101	2071	1574	1592	1721	1790	1853	1916	2042	2124	2416	
40-7/8	30	1329	1388	1222	2195	1671	1691	1819	1888	1950	2013	2139	2222	3141	
40-7/8	36	1394	1457	1282	2387	1722	1739	1868	1936	2000	2064	2188	2273	3505	
40-7/8	42	1542	1608	1419	1481	1855	1873	2001	2070	2133	2195	2320	2405	3951	
40-7/8	48	1607	1676	1479	1158	1903	1923	2048	2118	2181	2244	2369	2454	4314	
40-7/8	54	1834	1904	1688	1352	2114	2133	2260	2328	2391	2455	2580	2665	4838	
40-7/8	60	1899	1972	1748	1556	2163	2181	2309	2379	2441	2505	2630	2714	5202	
40-7/8	66	1965	2042	1805	1248	2213	2231	2358	2427	2490	2554	2678	2763	5564	
40-7/8	72	2103	2182	1934	1455	2335	2354	2481	2549	2612	2676	2801	2886	6002	
40-7/8	78	2169	2250	1995	2071	2384	2403	2530	2598	2661	2724	2850	2934	6365	
40-7/8	84	2234	2318	2053	2133	2433	2452	2579	2648	2711	2775	2899	2985	6728	
40-7/8	90	2298	2386	2115	2195	2483	2501	2629	2697	2759	2823	2949	3033	7092	
40-7/8	96	2438	2528	2243	2324	2606	2624	2752	2820	2884	2947	3071	3157	7527	
40-7/8	102	2504	2595	2302	2387	2654	2673	2801	2869	2932	2995	3121	3205	7891	
40-7/8	108	2569	2662	2362	2450	2704	2721	2850	2919	2983	3046	3170	3256	8255	
42-3/8	15	1170	1224	1078	1126	1553	1572	1699	1768	1831	1895	2019	2104	2271	
42-3/8	18	1204	1259	1108	1158	1578	1596	1725	1795	1857	1920	2045	2130	2459	
42-3/8	30	1338	1398	1231	1288	1679	1698	1826	1896	1958	2020	2146	2230	3215	
42-3/8	36	1406	1468	1294	1352	1730	1749	1875	1945	2007	2071	2196	2280	3592	
42-3/8	42	1556	1624	1432	1492	1862	1880	2008	2077	2141	2203	2328	2415	4052	
42-3/8	48	1624	1691	1492	1556	1911	1931	2062	2128	2191	2254	2381	2464	4429	

Pricing is continued on the following page.

Z J W S

Segmented Wall Panel – Above Credenza (Continued)

DIMENSIONS FOR MM X BY 25.4

PRICING

		VENEER		FLINTWOOD		FABRIC							MAGNETIC BACK-PAINTED	
H	W	Vertical Grain	Horizontal Grain	Vertical Grain	Horizontal Grain	COM Gr. A	Gr. 1	Gr. 2	Gr. 3	Gr. 4	Gr. 5	Gr. 6	Gr. 7	
56-1/2	15	1299	1358	1196	1248	1666	1686	1811	1881	1945	2007	2134	2217	2693
56-1/2	18	1342	1401	1235	1290	1698	1715	1844	1911	1975	2040	2165	2249	2950
56-1/2	30	1514	1581	1394	1455	1824	1842	1970	2040	2102	2165	2290	2375	3977
56-1/2	36	1601	1668	1471	1536	1885	1904	2032	2102	2165	2225	2353	2438	4491
56-1/2	42	1788	1861	1645	1712	2049	2069	2196	2265	2327	2390	2516	2602	5104
56-1/2	48	1873	1949	1723	1795	2113	2132	2259	2327	2390	2454	2579	2663	5619

To order a Custom Color for Dossier please use the code ZCCWS. A one time 978 list charge per color applies.

If Glass Shelf is specified, add;

15"	517
18"	524
30"	567
36"	588
42"	608
48"	628
54"	649
60"	670
66"	691
72"	711
78"	733
84"	753
90"	774
96"	795
102"	816
108"	837

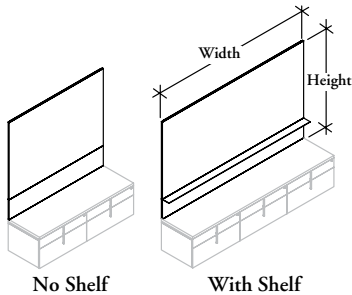
If Solid Surface Shelf is specified, add;

15"	390
18"	411
30"	500
36"	545
42"	590
48"	634
54"	677
60"	720
66"	768
72"	812
78"	855
84"	900
90"	946
96"	989
102"	1033
108"	1078

wall panels

ZJWL

Segmented Wall Panel – Above Low Credenza



WHAT'S INCLUDED

1 segmented wall panel, 1 shelf (if specified).

NOTES

Heights 48-3/4" (48), 50-1/4" (50) and 64-3/8" (64) are only available in Widths 15" - 48".

Lower panel is always Natural Veneer.

Horizontal grain direction Veneer Group 4 only.

Flintwood available in Open Pore finish only.

PRODUCT OPTIONS

Shelf	Grain Direction	Height	Width	Upper Finish	Lower Finish	Shelf Finish
N No Shelf	H Horizontal	20 20-1/2"	15, 18, 30, 36, 42, 48, 54, 60, 66, 72, 78, 84, 90, 96, 102, 108	Panel Fabrics	Flintwood	A5 Clear Glass
S With Shelf	V Vertical	34 34-5/8"		Natural Veneer	Veneer	MV White Solid Surface
		48 48-3/4"		K7 Very White Backpainted Glass	CWS Custom Wood Stain	
		50 50-1/4"		K1 Storm White Backpainted Glass		
		64 64-3/8"		J6 Gris Backpainted Glass		
			K8 Graphic Steel Backpainted Glass			

SAMPLE ORDER CODE

ZJWL N	V	64	48	K6	DV
--------	---	----	----	----	----

DIMENSIONS FOR MM X BY 25.4

PRICING

H	W	VENEER		FLINTWOOD		FABRIC							MAGNETIC BACK-PAINTED	
		Vertical Grain	Horizontal Grain	Vertical Grain	Horizontal Grain	COM Gr. A	Gr. 1	Gr. 2	Gr. 3	Gr. 4	Gr. 5	Gr. 6		Gr. 7
20-1/2	15	901	948	830	872	1315	1334	1462	1530	1592	1656	1781	1867	1400
20-1/2	18	915	963	842	886	1327	1346	1473	1542	1606	1667	1795	1878	1450
20-1/2	30	975	1023	895	942	1379	1397	1525	1593	1657	1721	1845	1929	1651
20-1/2	36	1002	1052	923	968	1403	1422	1550	1618	1681	1744	1870	1956	1750
20-1/2	42	1096	1148	1010	1056	1492	1512	1639	1710	1773	1834	1960	2045	1915
20-1/2	48	1126	1176	1036	1084	1519	1538	1665	1734	1798	1860	1984	2071	2014
20-1/2	54	1344	1396	1237	1283	1734	1754	1879	1949	2013	2075	2200	2285	2303
20-1/2	60	1373	1427	1264	1313	1759	1778	1905	1974	2038	2100	2224	2312	2403
20-1/2	66	1402	1457	1291	1339	1784	1803	1931	2001	2065	2126	2251	2337	2504
20-1/2	72	1498	1552	1377	1427	1875	1895	2021	2090	2152	2216	2342	2426	2667
20-1/2	78	1525	1581	1403	1455	1901	1920	2046	2116	2178	2242	2366	2451	2766
20-1/2	84	1555	1610	1431	1482	1926	1945	2072	2141	2203	2266	2391	2476	2866
20-1/2	90	1585	1639	1458	1509	1950	1970	2098	2168	2230	2292	2418	2504	2966
20-1/2	96	1678	1734	1543	1594	2042	2062	2188	2256	2319	2383	2508	2593	3131
20-1/2	102	1708	1763	1571	1624	2068	2085	2213	2283	2345	2408	2534	2617	3231
20-1/2	108	1736	1796	1597	1652	2091	2112	2239	2308	2369	2433	2558	2643	3330

Pricing is continued on the following page.

Z J W L
Segmented Wall Panel –
Above Low Credenza (Continued)

DIMENSIONS
FOR MM X BY 25.4

PRICING

		VENEER		FLINTWOOD		FABRIC							MAGNETIC BACK-PAINTED	
H	W	Vertical Grain	Horizontal Grain	Vertical Grain	Horizontal Grain	COM Gr. A	Gr. 1	Gr. 2	Gr. 3	Gr. 4	Gr. 5	Gr. 6	Gr. 7	
34-5/8	15	1058	1108	974	1020	1457	1475	1604	1671	1734	1798	1924	2007	1850
34-5/8	18	1083	1132	996	1043	1475	1493	1622	1690	1754	1815	1942	2027	1969
34-5/8	30	1176	1232	1084	1133	1550	1569	1697	1764	1828	1892	2016	2102	2440
34-5/8	36	1225	1281	1126	1179	1588	1607	1734	1803	1867	1929	2053	2140	2676
34-5/8	42	1346	1404	1239	1293	1700	1719	1845	1916	1978	2041	2167	2250	2986
34-5/8	48	1394	1455	1282	1338	1736	1756	1883	1951	2015	2077	2203	2288	3222
34-5/8	54	1631	1692	1501	1557	1965	1982	2111	2178	2242	2304	2430	2514	3645
34-5/8	60	1679	1740	1544	1604	2002	2020	2148	2217	2280	2343	2468	2554	3882
34-5/8	66	1728	1794	1589	1651	2041	2057	2185	2255	2318	2382	2506	2590	4117
34-5/8	72	1848	1916	1700	1762	2150	2170	2297	2366	2428	2491	2617	2702	4427
34-5/8	78	1897	1966	1744	1806	2189	2209	2336	2405	2467	2530	2655	2740	4663
34-5/8	84	1944	2014	1789	1853	2224	2245	2371	2441	2505	2566	2693	2778	4897
34-5/8	90	1993	2065	1833	1899	2264	2283	2410	2480	2542	2606	2731	2816	5135
34-5/8	96	2113	2188	1944	2013	2375	2394	2522	2590	2653	2716	2842	2926	5442
34-5/8	102	2161	2238	1988	2057	2413	2432	2559	2629	2691	2754	2880	2964	5679
34-5/8	108	2210	2286	2032	2104	2451	2469	2596	2667	2730	2792	2917	3001	5915
48-3/4	15	1216	1268	1118	1167	1597	1616	1744	1813	1876	1940	2066	2149	2300
48-3/4	18	1248	1302	1149	1197	1624	1640	1770	1837	1901	1965	2089	2174	2487
48-3/4	30	1380	1440	1269	1324	1723	1739	1869	1939	2001	2065	2189	2274	3231
48-3/4	36	1446	1509	1331	1388	1773	1792	1918	1988	2050	2114	2239	2322	3600
48-3/4	42	1596	1661	1468	1529	1905	1925	2050	2120	2183	2246	2370	2456	4056
48-3/4	48	1661	1731	1529	1592	1956	1973	2102	2171	2234	2296	2421	2507	4427
50-1/4	15	1220	1272	1123	1170	1601	1620	1748	1815	1878	1942	2068	2151	2337
50-1/4	18	1255	1308	1155	1204	1627	1645	1773	1842	1904	1968	2093	2177	2530
50-1/4	30	1389	1451	1279	1336	1729	1749	1875	1944	2006	2070	2195	2280	3302
50-1/4	36	1459	1523	1341	1401	1780	1799	1927	1996	2057	2120	2246	2333	3688
50-1/4	42	1610	1677	1482	1542	1915	1932	2063	2130	2192	2255	2382	2466	4157
50-1/4	48	1678	1749	1543	1608	1966	1983	2112	2181	2244	2307	2432	2516	4543

Pricing and upcharges continued on the following page.

wall panels

ZJWL

Segmented Wall Panel – Above Low Credenza (Continued)

DIMENSIONS FOR MM X BY 25.4

PRICING

H	W	VENEER		FLINTWOOD		FABRIC							MAGNETIC BACK-PAINTED	
		Vertical Grain	Horizontal Grain	Vertical Grain	Horizontal Grain	COM	Gr. A	Gr. 1	Gr. 2	Gr. 3	Gr. 4	Gr. 5	Gr. 6	Gr. 7
64-3/8	15	1349	1406	1240	1294	1714	1733	1861	1930	1994	2054	2181	2265	2759
64-3/8	18	1393	1451	1281	1336	1746	1764	1894	1964	2026	2087	2213	2297	3022
64-3/8	30	1565	1632	1440	1503	1873	1894	2019	2089	2151	2214	2339	2424	4064
64-3/8	36	1654	1724	1522	1586	1936	1956	2082	2151	2215	2278	2403	2488	4585
64-3/8	42	1842	1916	1694	1762	2102	2119	2248	2317	2381	2442	2569	2653	5210
64-3/8	48	1928	2006	1774	1846	2165	2183	2312	2381	2442	2506	2631	2716	5732

To order a Custom Color for Dossier please use the code ZCCWS. A one time 978 list charge per color applies.

If Glass is specified, add;

15"	517
18"	524
30"	567
36"	588
42"	608
48"	628
54"	649
60"	670
66"	691
72"	711
78"	733
84"	753
90"	774
96"	795
102"	816
108"	837

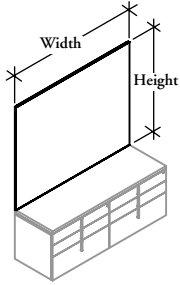
If Solid Surface Shelf is specified, add;

15"	390
18"	411
30"	500
36"	545
42"	590
48"	634
54"	677
60"	720
66"	768
72"	812
78"	855
84"	900
90"	946
96"	989
102"	1033
108"	1078

wall panels

ZJWFF

Full Wall Panel – Above Credenza, Fabric



WHAT'S INCLUDED

1 full wall panel.

NOTES

Heights 42-3/8" (42) and 56-1/2" (56) are only available in Widths 15" - 48".

Grain Direction is only required for Natural Veneer finish.

Horizontal grain direction Veneer Group 4 only.

Flintwood available in Open Pore finish only.

PRODUCT OPTIONS

Height	Width	Finish
12 12-5/8"	15, 18, 30, 36, 42, 48, 54, 60, 66, 72, 78, 84, 90, 96, 102, 108	Panel Fabrics
26 26-3/4"		
40 40-7/8"		
42 42-3/8"		
56 56-1/2"		

SAMPLE ORDER CODE

ZJWF 42	102	K6
---------	-----	----

DIMENSIONS FOR MM X BY 25.4

H	W
12-5/8	15
12-5/8	18
12-5/8	30
12-5/8	36
12-5/8	42
12-5/8	48
12-5/8	54
12-5/8	60
12-5/8	66
12-5/8	72
12-5/8	78
12-5/8	84
12-5/8	90
12-5/8	96
12-5/8	102
12-5/8	108

PRICING

FABRIC								
COM	Gr. 1	Gr. 2	Gr. 3	Gr. 4	Gr. 5	Gr. 6	Gr. 7	
1028	1048	1175	1245	1306	1370	1495	1581	
1034	1053	1181	1251	1314	1376	1503	1586	
1056	1076	1201	1271	1335	1397	1523	1608	
1067	1087	1214	1282	1345	1408	1534	1618	
1144	1162	1290	1360	1421	1485	1610	1694	
1155	1172	1299	1370	1434	1493	1620	1705	
1291	1308	1436	1506	1568	1631	1757	1839	
1300	1319	1446	1517	1580	1640	1765	1852	
1312	1331	1458	1526	1589	1653	1778	1862	
1387	1406	1534	1604	1665	1729	1855	1940	
1398	1417	1543	1613	1677	1738	1864	1948	
1409	1428	1555	1626	1688	1751	1875	1960	
1419	1439	1565	1634	1698	1760	1885	1971	
1495	1514	1642	1711	1774	1836	1964	2047	
1507	1525	1653	1723	1784	1848	1973	2055	
1518	1536	1663	1733	1797	1859	1982	2069	

Pricing and upcharges continued on the following page.

Z J W F F

Full Wall Panel – Above Credenza,
Fabric (Continued)

DIMENSIONS
FOR MM X BY 25.4

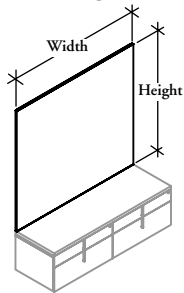
PRICING

		FABRIC							
		COM							
H	W	Gr. A	Gr. 1	Gr. 2	Gr. 3	Gr. 4	Gr. 5	Gr. 6	Gr. 7
26-3/4	15	1170	1190	1317	1386	1449	1511	1637	1723
26-3/4	18	1183	1200	1329	1397	1460	1523	1649	1733
26-3/4	30	1229	1247	1375	1443	1507	1569	1695	1780
26-3/4	36	1253	1270	1398	1467	1530	1592	1719	1803
26-3/4	42	1349	1367	1493	1564	1628	1690	1815	1900
26-3/4	48	1371	1392	1518	1588	1652	1712	1837	1924
26-3/4	54	1520	1539	1665	1735	1799	1861	1984	2071
26-3/4	60	1542	1562	1689	1758	1822	1883	2008	2095
26-3/4	66	1565	1585	1712	1781	1844	1906	2032	2117
26-3/4	72	1663	1681	1809	1878	1942	2004	2130	2215
26-3/4	78	1687	1705	1833	1902	1966	2028	2152	2239
26-3/4	84	1710	1729	1856	1926	1988	2050	2175	2260
26-3/4	90	1732	1753	1878	1947	2009	2073	2198	2284
26-3/4	96	1830	1848	1975	2045	2108	2171	2296	2382
26-3/4	102	1853	1871	2000	2069	2132	2194	2319	2405
26-3/4	108	1876	1896	2022	2091	2153	2217	2343	2427
40-7/8	15	1313	1331	1459	1528	1590	1654	1779	1863
40-7/8	18	1330	1349	1476	1544	1608	1670	1797	1880
40-7/8	30	1401	1419	1548	1616	1679	1740	1868	1950
40-7/8	36	1436	1456	1583	1652	1713	1776	1902	1985
40-7/8	42	1555	1573	1700	1771	1833	1897	2021	2105
40-7/8	48	1589	1609	1735	1804	1868	1930	2054	2141
40-7/8	54	1750	1770	1897	1966	2028	2090	2216	2300
40-7/8	60	1784	1803	1931	2001	2065	2126	2251	2337
40-7/8	66	1822	1838	1968	2037	2099	2162	2287	2371
40-7/8	72	1902	1921	2048	2117	2179	2243	2368	2454
40-7/8	78	1974	1994	2120	2190	2253	2316	2441	2526
40-7/8	84	2009	2029	2154	2224	2288	2351	2476	2560
40-7/8	90	2045	2066	2191	2260	2322	2386	2511	2596
40-7/8	96	2165	2182	2310	2381	2442	2506	2630	2715
40-7/8	102	2198	2218	2345	2415	2476	2539	2665	2751
40-7/8	108	2235	2253	2382	2450	2512	2575	2701	2786
42-3/8	15	1315	1335	1462	1532	1593	1656	1781	1867
42-3/8	18	1334	1353	1481	1549	1611	1675	1800	1884
42-3/8	30	1407	1425	1554	1624	1686	1749	1874	1959
42-3/8	36	1443	1463	1590	1659	1723	1784	1909	1996
42-3/8	42	1563	1583	1710	1779	1842	1904	2030	2115
42-3/8	48	1601	1618	1748	1815	1878	1942	2068	2151
56-1/2	15	1429	1447	1576	1645	1708	1771	1897	1980
56-1/2	18	1455	1471	1598	1668	1732	1796	1921	2004
56-1/2	30	1552	1569	1698	1765	1830	1894	2017	2103
56-1/2	36	1601	1618	1748	1815	1878	1942	2068	2151
56-1/2	42	1751	1770	1898	1967	2029	2091	2217	2302
56-1/2	48	1800	1819	1946	2015	2077	2141	2266	2351

To order a Custom Color for Dossier please use the code ZCCWS. A one time 978 list charge per color applies.

ZJWGF

Full Wall Panel – Above Low Storage, Fabric



WHAT'S INCLUDED

1 full wall panel.

NOTES

Heights 48-3/4" (48), 50-1/4" (50) and 64-3/8" (64) are only available in Widths 15" - 48".

Grain Direction is only required for Natural Veneer finish.

Horizontal grain direction Veneer Group 4 only.

Flintwood available in Open Pore finish only.

PRODUCT OPTIONS

Height	Width	Upper Finish
20 20-1/2"	15, 18, 30, 36, 42, 48, 54, 60, 66, 72, 78, 84, 90, 96, 102, 108	Panel Fabrics
34 34-5/8"		
48 48-3/4"		
50 50-1/4"		
64 64-3/8"		

SAMPLE ORDER CODE

ZJWGF 34	96	K6
-----------------	-----------	-----------

DIMENSIONS FOR MM X BY 25.4

H	W
20-1/2	15
20-1/2	18
20-1/2	30
20-1/2	36
20-1/2	42
20-1/2	48
20-1/2	54
20-1/2	60
20-1/2	66
20-1/2	72
20-1/2	78
20-1/2	84
20-1/2	90
20-1/2	96
20-1/2	102
20-1/2	108

PRICING

FABRIC								
COM	Gr. A	Gr. 1	Gr. 2	Gr. 3	Gr. 4	Gr. 5	Gr. 6	Gr. 7
1093	1112	1238	1308	1371	1435	1559	1643	
1101	1121	1248	1317	1380	1442	1568	1653	
1136	1156	1282	1353	1416	1479	1604	1688	
1155	1172	1300	1370	1434	1495	1622	1706	
1237	1256	1384	1452	1515	1578	1703	1789	
1255	1273	1401	1469	1533	1594	1722	1805	
1397	1416	1543	1612	1676	1737	1863	1948	
1415	1435	1561	1630	1692	1756	1880	1967	
1434	1451	1580	1649	1711	1774	1900	1983	
1515	1534	1661	1731	1795	1857	1981	2067	
1533	1552	1679	1749	1810	1874	2000	2084	
1552	1569	1697	1765	1830	1894	2016	2102	
1568	1587	1714	1783	1846	1908	2035	2119	
1652	1668	1798	1867	1929	1993	2117	2202	
1667	1688	1814	1883	1946	2008	2136	2219	
1687	1705	1833	1902	1966	2028	2152	2238	

Pricing and upcharges continued on the following page.

Z J W G F
Full Wall Panel – Above Low Storage, Fabric (Continued)

**DIMENSIONS
 FOR MM X BY 25.4**

PRICING

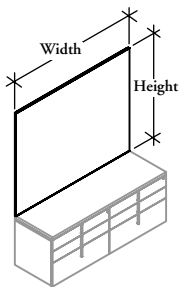
		FABRIC							
		COM							
H	W	Gr. A	Gr. 1	Gr. 2	Gr. 3	Gr. 4	Gr. 5	Gr. 6	Gr. 7
34-5/8	15	1233	1254	1380	1449	1511	1574	1700	1784
34-5/8	18	1249	1268	1395	1465	1528	1590	1714	1800
34-5/8	30	1308	1329	1456	1524	1587	1651	1775	1860
34-5/8	36	1339	1359	1485	1555	1617	1680	1804	1891
34-5/8	42	1442	1462	1589	1658	1722	1783	1908	1995
34-5/8	48	1471	1491	1618	1688	1751	1813	1940	2025
34-5/8	54	1628	1646	1774	1843	1905	1969	2095	2178
34-5/8	60	1657	1677	1803	1873	1935	1999	2123	2210
34-5/8	66	1688	1706	1833	1903	1967	2029	2152	2239
34-5/8	72	1792	1809	1939	2006	2070	2133	2258	2343
34-5/8	78	1822	1839	1968	2037	2099	2162	2287	2371
34-5/8	84	1852	1870	1998	2068	2130	2192	2317	2402
34-5/8	90	1880	1900	2028	2097	2158	2221	2347	2433
34-5/8	96	1983	2004	2132	2200	2263	2324	2451	2536
34-5/8	102	2015	2033	2161	2231	2293	2357	2483	2565
34-5/8	108	2045	2065	2191	2260	2322	2386	2511	2596
<hr/>									
48-3/4	15	1375	1394	1522	1590	1654	1715	1842	1927
48-3/4	18	1396	1416	1542	1611	1675	1736	1862	1947
48-3/4	30	1482	1500	1628	1697	1759	1823	1947	2032
48-3/4	36	1523	1541	1668	1737	1801	1863	1991	2074
48-3/4	42	1649	1666	1796	1863	1927	1991	2115	2200
48-3/4	48	1690	1710	1836	1905	1969	2031	2156	2242
<hr/>									
50-1/4	15	1379	1397	1525	1593	1657	1721	1845	1930
50-1/4	18	1400	1419	1545	1616	1679	1739	1867	1950
50-1/4	30	1487	1506	1633	1702	1764	1828	1953	2040
50-1/4	36	1530	1550	1677	1748	1809	1871	1998	2081
50-1/4	42	1657	1677	1803	1873	1935	1999	2123	2210
50-1/4	48	1701	1721	1846	1917	1979	2043	2169	2251
<hr/>									
64-3/8	15	1491	1510	1638	1708	1771	1833	1959	2044
64-3/8	18	1520	1539	1666	1735	1799	1861	1985	2072
64-3/8	30	1631	1652	1778	1846	1908	1972	2098	2182
64-3/8	36	1688	1706	1833	1903	1967	2029	2152	2239
64-3/8	42	1844	1863	1992	2062	2121	2185	2312	2395
64-3/8	48	1901	1920	2046	2116	2178	2242	2367	2451

To order a Custom Color for Dossier please use the code ZCCWS. A one time 978 list charge per color applies.

wall panels

Z J W F G

Full Wall Panel – Above Credenza, Glass



WHAT'S INCLUDED

1 full wall panel.

NOTES

Heights 42-3/8" (42) and 56-1/2" (56) are only available in Widths 15" - 48".

Grain Direction is only required for Natural Veneer finish.

Horizontal grain direction Veneer Group 4 only.

Flintwood available in Open Pore finish only.

PRODUCT OPTIONS

Height	Width	Finish
12 12-5/8"	15, 18, 30, 36, 42, 48, 54, 60, 66, 72, 78, 84, 90, 96, 102, 108	K7 Very White Backpainted Glass K1 Storm White Backpainted Glass J6 Gris Backpainted Glass K8 Graphic Steel Backpainted Glass
26 26-3/4"		
40 40-7/8"		
42 42-3/8"		
56 56-1/2"		

SAMPLE ORDER CODE

ZJWFG 42	102	K6
-----------------	------------	-----------

DIMENSIONS FOR MM X BY 25.4

H	W
12-5/8	15
12-5/8	18
12-5/8	30
12-5/8	36
12-5/8	42
12-5/8	48
12-5/8	54
12-5/8	60
12-5/8	66
12-5/8	72
12-5/8	78
12-5/8	84
12-5/8	90
12-5/8	96
12-5/8	102
12-5/8	108

PRICING

MAGNETIC BACK-PAINTED GLASS

1205
1265
1508
1630
1815
1939
2183
2304
2426
2612
2734
2855
2977
3162
3284
3405

Pricing and upcharges continued on the following page.

Z J W F G
Full Wall Panel – Above Credenza,
Glass (Continued)

**DIMENSIONS
 FOR MM X BY 25.4**

PRICING

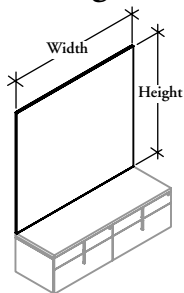
H		W	MAGNETIC BACK-PAINTED GLASS
26-3/4	15	15	1656
26-3/4	18	18	1783
26-3/4	30	30	2298
26-3/4	36	36	2556
26-3/4	42	42	2887
26-3/4	48	48	3143
26-3/4	54	54	3526
26-3/4	60	60	3784
26-3/4	66	66	4040
26-3/4	72	72	4372
26-3/4	78	78	4629
26-3/4	84	84	4887
26-3/4	90	90	5143
26-3/4	96	96	5476
26-3/4	102	102	5732
26-3/4	108	108	5990
40-7/8	15	15	2106
40-7/8	18	18	2302
40-7/8	30	30	3089
40-7/8	36	36	3481
40-7/8	42	42	3957
40-7/8	48	48	4351
40-7/8	54	54	4869
40-7/8	60	60	5263
40-7/8	66	66	5656
40-7/8	72	72	6095
40-7/8	78	78	6524
40-7/8	84	84	6919
40-7/8	90	90	7312
40-7/8	96	96	7787
40-7/8	102	102	8181
40-7/8	108	108	8574
42-3/8	15	15	2142
42-3/8	18	18	2345
42-3/8	30	30	3161
42-3/8	36	36	3569
42-3/8	42	42	4058
42-3/8	48	48	4467
56-1/2	15	15	2564
56-1/2	18	18	2837
56-1/2	30	30	3924
56-1/2	36	36	4467
56-1/2	42	42	5112
56-1/2	48	48	5656

To order a Custom Color for Dossier please use the code ZCCWS. A one time 978 list charge per color applies.

wall panels

ZJWGG

Full Wall Panel – Above Low Storage, Glass



WHAT'S INCLUDED

1 full wall panel.

NOTES

Heights 48-3/4" (48), 50-1/4" (50) and 64-3/8" (64) are only available in Widths 15" - 48".

Grain Direction is only required for Natural Veneer finish.

Horizontal grain direction Veneer Group 4 only.

Flintwood available in Open Pore finish only.

PRODUCT OPTIONS

Height	Width	Upper Finish
20 20-1/2"	15, 18, 30, 36, 42, 48, 54, 60, 66, 72, 78, 84, 90, 96, 102, 108	K7 Very White Backpainted Glass K1 Storm White Backpainted Glass J6 Gris Backpainted Glass K8 Graphic Steel Backpainted Glass
34 34-5/8"		
48 48-3/4"		
50 50-1/4"		
64 64-3/8"		

SAMPLE ORDER CODE

ZJWGG 34	96	K6
----------	----	----

DIMENSIONS FOR MM X BY 25.4

H	W
20-1/2	15
20-1/2	18
20-1/2	30
20-1/2	36
20-1/2	42
20-1/2	48
20-1/2	54
20-1/2	60
20-1/2	66
20-1/2	72
20-1/2	78
20-1/2	84
20-1/2	90
20-1/2	96
20-1/2	102
20-1/2	108

PRICING

MAGNETIC BACK-PAINTED GLASS

1440
1539
1934
2132
2391
2590
2912
3108
3305
3568
3765
3963
4158
4422
4618
4815

Pricing and upcharges continued on the following page.

Z J W G G
Full Wall Panel – Above Low Storage, Glass (Continued)

**DIMENSIONS
 FOR MM X BY 25.4**

PRICING

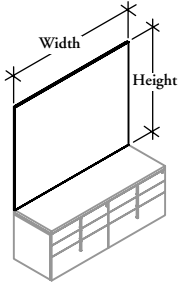
MAGNETIC BACK-PAINTED GLASS	
H	W
34-5/8	15
34-5/8	18
34-5/8	30
34-5/8	36
34-5/8	42
34-5/8	48
34-5/8	54
34-5/8	60
34-5/8	66
34-5/8	72
34-5/8	78
34-5/8	84
34-5/8	90
34-5/8	96
34-5/8	102
34-5/8	108
48-3/4	15
48-3/4	18
48-3/4	30
48-3/4	36
48-3/4	42
48-3/4	48
50-1/4	15
50-1/4	18
50-1/4	30
50-1/4	36
50-1/4	42
50-1/4	48
64-3/8	15
64-3/8	18
64-3/8	30
64-3/8	36
64-3/8	42
64-3/8	48

To order a Custom Color for Dossier please use the code ZCCWS. A one time 978 list charge per color applies.

wall panels

ZJWFV

Full Wall Panel – Above Credenza, Veneer



WHAT'S INCLUDED

1 full wall panel.

NOTES

Heights 42-3/8" (42) and 56-1/2" (56) are only available in Widths 15" - 48".

Grain Direction is only required for Natural Veneer finish.

Horizontal grain direction Veneer Group 4 only.

Flintwood available in Open Pore finish only.

PRODUCT OPTIONS

Grain Direction	Height	Width	Finish
H Horizontal	12 12-5/8"	15, 18, 30, 36, 42, 48, 54, 60, 66, 72, 78, 84, 90, 96, 102, 108	Flintwood Natural Veneer CWS Custom Wood Stain
V Vertical	26 26-3/4"		
	40 40-7/8"		
	42 42-3/8"		
	56 56-1/2"		

SAMPLE ORDER CODE

ZJWFV V	42	102	K6
---------	----	-----	----

DIMENSIONS FOR MM X BY 25.4

H	W
12-5/8	15
12-5/8	18
12-5/8	30
12-5/8	36
12-5/8	42
12-5/8	48
12-5/8	54
12-5/8	60
12-5/8	66
12-5/8	72
12-5/8	78
12-5/8	84
12-5/8	90
12-5/8	96
12-5/8	102
12-5/8	108

PRICING

VENEER		FLINTWOOD	
Vertical Grain	Horizontal Grain	Vertical Grain	Horizontal Grain
620	669	570	615
627	676	577	623
661	711	608	654
676	730	623	672
758	812	698	746
775	830	714	763
917	972	843	893
932	988	857	911
949	1008	874	926
1029	1088	948	1000
1048	1107	963	1019
1063	1124	979	1033
1082	1142	995	1050
1162	1224	1069	1126
1177	1240	1085	1142
1195	1258	1099	1157

Pricing and upcharges continued on the following page.

Z J W F V

Full Wall Panel – Above Credenza, Veneer (Continued)

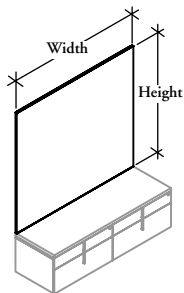
DIMENSIONS FOR MM X BY 26PRICI

H	W	VENEER		FLINTWOOD	
		Vertical Grain	Horizontal Grain	Vertical Grain	Horizontal Grain
26-3/4	15	777	829	715	762
26-3/4	18	794	846	730	779
26-3/4	30	864	920	795	846
26-3/4	36	900	958	829	881
26-3/4	42	1009	1068	927	984
26-3/4	48	1045	1107	960	1019
26-3/4	54	1204	1268	1108	1167
26-3/4	60	1238	1304	1138	1199
26-3/4	66	1273	1341	1171	1234
26-3/4	72	1383	1455	1271	1338
26-3/4	78	1418	1490	1304	1371
26-3/4	84	1452	1528	1337	1406
26-3/4	90	1488	1564	1368	1439
26-3/4	96	1596	1676	1468	1541
26-3/4	102	1632	1713	1503	1577
26-3/4	108	1666	1751	1534	1610
40-7/8	15	935	988	858	911
40-7/8	18	960	1017	883	937
40-7/8	30	1068	1130	984	1041
40-7/8	36	1122	1188	1030	1092
40-7/8	42	1258	1327	1157	1221
40-7/8	48	1313	1384	1207	1272
40-7/8	54	1490	1564	1371	1439
40-7/8	60	1543	1622	1420	1491
40-7/8	66	1597	1678	1469	1543
40-7/8	72	1698	1781	1562	1638
40-7/8	78	1788	1875	1645	1725
40-7/8	84	1842	1931	1694	1778
40-7/8	90	1896	1988	1743	1830
40-7/8	96	2031	2128	1869	1959
40-7/8	102	2085	2185	1920	2009
40-7/8	108	2140	2242	1969	2064
42-3/8	15	940	992	864	915
42-3/8	18	965	1023	888	942
42-3/8	30	1079	1138	991	1049
42-3/8	36	1133	1198	1044	1102
42-3/8	42	1271	1340	1169	1233
42-3/8	48	1327	1400	1221	1289
56-1/2	15	1068	1125	984	1034
56-1/2	18	1105	1165	1017	1070
56-1/2	30	1254	1321	1154	1216
56-1/2	36	1327	1400	1221	1289
56-1/2	42	1504	1580	1383	1452
56-1/2	48	1577	1658	1451	1525

To order a Custom Color for Dossier please use the code ZCCWS. A one time 978 list charge per color applies.

ZJWGV

Full Wall Panel – Above Low Storage, Veneer



NOTES

Used above a credenza top 27-1/2 high.

Available in heights of 12-5/8", 26-3/4", 40-7/8", 42-3/8" and 56-1/2".

42-3/8" and 56-1/2" heights are available up to 48" wide only.

Flintwood available in Open Pore finish only.

PRODUCT OPTIONS

Grain Direction	Height	Width	Finish
H Horizontal	20 20-1/2"	15, 18, 30, 36, 42, 48, 54, 60, 66, 72, 78, 84, 90, 96, 102, 108	Flintwood Natural Veneer CWS Custom Wood Stain
V Vertical	34 34-5/8"		
	48 48-3/4"		
	50 50-1/4"		
	64 64-3/8"		

SAMPLE ORDER CODE

ZJWGV V	34	96	K6
----------------	-----------	-----------	-----------

DIMENSIONS FOR MM X BY 25.4

H	W
20-1/2	15
20-1/2	18
20-1/2	30
20-1/2	36
20-1/2	42
20-1/2	48
20-1/2	54
20-1/2	60
20-1/2	66
20-1/2	72
20-1/2	78
20-1/2	84
20-1/2	90
20-1/2	96
20-1/2	102
20-1/2	108

PRICING

VENEER		FLINTWOOD	
Vertical Grain	Horizontal Grain	Vertical Grain	Horizontal Grain
692	742	636	683
706	755	648	695
758	813	698	747
786	842	723	774
878	935	808	858
905	962	832	886
1056	1117	972	1027
1083	1146	996	1053
1110	1172	1021	1081
1200	1267	1105	1166
1228	1295	1128	1192
1255	1323	1155	1218
1281	1352	1179	1243
1373	1444	1264	1330
1400	1473	1289	1356
1427	1503	1313	1382

Pricing and upcharges continued on the following page.

Z J W G V
Full Wall Panel –
Above Low Storage, Veneer
(Continued)

DIMENSIONS
FOR MM X BY 25.4

PRICING

H	W	VENEER		FLINTWOOD	
		Vertical Grain	Horizontal Grain	Vertical Grain	Horizontal Grain
34-5/8	15	849	901	780	830
34-5/8	18	872	925	802	852
34-5/8	30	962	1022	886	941
34-5/8	36	1009	1069	927	985
34-5/8	42	1127	1192	1037	1096
34-5/8	48	1171	1239	1079	1142
34-5/8	54	1342	1414	1235	1299
34-5/8	60	1387	1462	1277	1344
34-5/8	66	1434	1509	1318	1388
34-5/8	72	1553	1631	1428	1501
34-5/8	78	1597	1679	1469	1544
34-5/8	84	1643	1728	1511	1589
34-5/8	90	1689	1775	1554	1633
34-5/8	96	1807	1898	1664	1746
34-5/8	102	1855	1945	1706	1790
34-5/8	108	1900	1994	1749	1834
48-3/4	15	1007	1061	925	977
48-3/4	18	1037	1095	955	1009
48-3/4	30	1166	1231	1071	1132
48-3/4	36	1230	1298	1131	1195
48-3/4	42	1376	1449	1267	1334
48-3/4	48	1440	1517	1324	1396
50-1/4	15	1011	1065	928	981
50-1/4	18	1045	1101	960	1013
50-1/4	30	1175	1240	1083	1142
50-1/4	36	1242	1312	1143	1206
50-1/4	42	1392	1464	1280	1346
50-1/4	48	1457	1534	1339	1410
64-3/8	15	1138	1198	1049	1102
64-3/8	18	1184	1243	1088	1144
64-3/8	30	1352	1421	1243	1308
64-3/8	36	1436	1511	1321	1392
64-3/8	42	1622	1702	1491	1565
64-3/8	48	1706	1794	1569	1651

To order a Custom Color for Dossier please use the code ZCCWS. A one time 978 list charge per color applies.

wall panels

Z J W F M

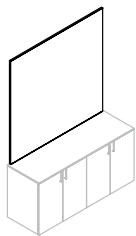
Full Wall Panel – Above Credenza, Magnetic Veneer

WHAT'S INCLUDED

1 full wall panel.

NOTES

Heights 42-3/8" (42) and 56-1/2" (56) are only available in Widths 15" - 48".



PRODUCT OPTIONS

Grain Direction	Height	Width	Finish
H Horizontal	12 12-5/8"	15, 18, 30, 36, 42, 48, 54, 60, 66, 72, 78, 84, 90	Flintwood Natural Veneer CWS Custom Wood Stain
V Vertical	26 26-3/4"		
	40 40-7/8"		
	42 42-3/8"		
	56 56-1/2"		

SAMPLE ORDER CODE

ZJWFM V	42	84	VE
----------------	-----------	-----------	-----------

DIMENSIONS FOR MM X BY 25.4

H	W
12-5/8	15
12-5/8	18
12-5/8	30
12-5/8	36
12-5/8	42
12-5/8	48
12-5/8	54
12-5/8	60
12-5/8	66
12-5/8	72
12-5/8	78
12-5/8	84
12-5/8	90

PRICING

VENEER		FLINTWOOD	
Vertical Grain	Horizontal Grain	Vertical Grain	Horizontal Grain
734	771	734	771
754	792	754	792
896	941	896	941
935	981	935	981
971	1020	971	1020
1009	1060	1009	1060
1209	1270	1209	1270
1247	1310	1247	1310
1283	1347	1283	1347
1356	1424	1356	1424
1393	1463	1393	1463
1431	1503	1431	1503
1503	1577	1503	1577

Pricing and upcharges continued on the following page.

Z J W F M
Full Wall Panel – Above Credenza,
Magnetic Veneer (Continued)

**DIMENSIONS
 FOR MM X BY 26PRICI**

H	W	VENEER		FLINTWOOD	
		Vertical Grain	Horizontal Grain	Vertical Grain	Horizontal Grain
26-3/4	15	886	930	886	930
26-3/4	18	927	974	927	974
26-3/4	30	1158	1216	1158	1216
26-3/4	36	1240	1302	1240	1302
26-3/4	42	1321	1387	1321	1387
26-3/4	48	1403	1473	1403	1473
26-3/4	54	1649	1731	1649	1731
26-3/4	60	1730	1815	1730	1815
26-3/4	66	1811	1902	1811	1902
26-3/4	72	1927	2024	1927	2024
26-3/4	78	2008	2109	2008	2109
26-3/4	84	2091	2195	2091	2195
26-3/4	90	2205	2316	2205	2316
40-7/8	15	1052	1106	1052	1106
40-7/8	18	1099	1154	1099	1154
40-7/8	30	1327	1394	1327	1394
40-7/8	36	1476	1549	1476	1549
40-7/8	42	1590	1670	1590	1670
40-7/8	48	1705	1789	1705	1789
40-7/8	54	1981	2079	1981	2079
40-7/8	60	2129	2237	2129	2237
40-7/8	66	2244	2358	2244	2358
40-7/8	72	2392	2512	2392	2512
40-7/8	78	2507	2632	2507	2632
40-7/8	84	2621	2753	2621	2753
40-7/8	90	2803	2943	2803	2943
42-3/8	15	1052	1106	1052	1106
42-3/8	18	1112	1168	1112	1168
42-3/8	30	1349	1417	1349	1417
42-3/8	36	1501	1576	1501	1576
42-3/8	42	1618	1700	1618	1700
42-3/8	48	1738	1826	1738	1826
56-1/2	15	1191	1250	1191	1250
56-1/2	18	1269	1332	1269	1332
56-1/2	30	1583	1661	1583	1661
56-1/2	36	1774	1861	1774	1861
56-1/2	42	1929	2026	1929	2026
56-1/2	48	2120	2225	2120	2225

To order a Custom Color for Dossier please use the code ZCCWS. A one time 978 list charge per color applies.

ZJWGM

Full Wall Panel – Above Low Credenza, Magnetic Veneer

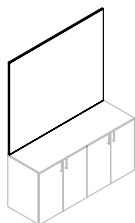
WHAT'S INCLUDED

1 full wall panel.

NOTES

Heights 48-3/4" (48), 50-1/4" (50) and 64-3/8" (64) are only available in Widths 15" - 48".

Available in Open Pore finish only.



PRODUCT OPTIONS

Grain Direction	Height	Width	Finish
H Horizontal	20 20-1/2"	15, 18, 30, 36, 42, 48, 54, 60, 66, 72, 78, 84, 90	Flintwood Natural Veneer CWS Custom Wood Stain
V Vertical	34 34-5/8"		
	48 48-3/4"		
	50 50-1/4"		
	64 64-3/8"		

SAMPLE ORDER CODE

ZJWGM V	34	84	VE
----------------	-----------	-----------	-----------

DIMENSIONS FOR MM X BY 25.4

H	W
20-1/2	15
20-1/2	18
20-1/2	30
20-1/2	36
20-1/2	42
20-1/2	48
20-1/2	54
20-1/2	60
20-1/2	66
20-1/2	72
20-1/2	78
20-1/2	84
20-1/2	90

PRICING

VENEER		FLINTWOOD	
Vertical Grain	Horizontal Grain	Vertical Grain	Horizontal Grain
823	865	823	865
854	896	854	896
1045	1096	1045	1096
1105	1159	1105	1159
1166	1224	1166	1224
1225	1286	1225	1286
1456	1528	1456	1528
1514	1590	1514	1590
1574	1653	1574	1653
1670	1754	1670	1754
1730	1815	1730	1815
1826	1918	1826	1918
1885	1980	1885	1980

Pricing and upcharges continued on the following page.

Z J W G M
Full Wall Panel – Above Low
Credenza, Magnetic Veneer
(Continued)

DIMENSIONS
FOR MM X BY 25.4

PRICING

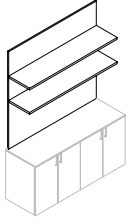
H	W	VENEER		FLINTWOOD	
		Vertical Grain	Horizontal Grain	Vertical Grain	Horizontal Grain
34-5/8	15	975	1023	975	1023
34-5/8	18	1026	1078	1026	1078
34-5/8	30	1303	1368	1303	1368
34-5/8	36	1406	1476	1406	1476
34-5/8	42	1509	1585	1509	1585
34-5/8	48	1611	1691	1611	1691
34-5/8	54	1884	1979	1884	1979
34-5/8	60	1988	2087	1988	2087
34-5/8	66	2091	2195	2091	2195
34-5/8	72	2229	2340	2229	2340
34-5/8	78	2333	2448	2333	2448
34-5/8	84	2469	2593	2469	2593
34-5/8	90	2573	2702	2573	2702
48-3/4	15	1138	1196	1138	1196
48-3/4	18	1208	1269	1208	1269
48-3/4	30	1520	1596	1520	1596
48-3/4	36	1658	1740	1658	1740
48-3/4	42	1797	1885	1797	1885
48-3/4	48	1970	2069	1970	2069
50-1/4	15	1184	1242	1184	1242
50-1/4	18	1255	1318	1255	1318
50-1/4	30	1576	1655	1576	1655
50-1/4	36	1716	1803	1716	1803
50-1/4	42	1859	1952	1859	1952
50-1/4	48	2038	2140	2038	2140
64-3/8	15	1359	1426	1359	1426
64-3/8	18	1449	1522	1449	1522
64-3/8	30	1847	1940	1847	1940
64-3/8	36	2028	2129	2028	2129
64-3/8	42	2211	2320	2211	2320
64-3/8	48	2426	2548	2426	2548

To order a Custom Color for Dossier please use the code ZCCWS. A one time 978 list charge per color applies.

wall panels

Z J W O H

Wall Panel, Open Shelves – Above Credenza



WHAT'S INCLUDED

1 wall panel with shelves (as specified), wood wall clears

NOTES

42-3/8" height will have two shelves, unless Omit Bottom Shelf option is specified.

56-1/2" height will have three shelves, unless Omit 1 to 2 Bottom Shelves option is specified.

56-1/2" height has a maximum width of 60".

Shelves align with current Dossier datum heights.

Sliding Door, Cubby and Top options are not available.

This is a Full Height Wall Panel and is not intended to be specified with a storage cabinet installed above it.

PRODUCT OPTIONS

Grain Direction	Height	Depth	Width	Omit Shelf	Finish
H Horizontal	42 42-3/8"	12 12"	030, 036, 042, 048, 054, 060, 066, 072, 078, 084, 090, 096, 102, 108	N None, Keep All Shelves	Flintwood
V Vertical	56 56-1/2"	15 15-1/2"		1 Without Bottom Shelf 2 Without Bottom Two Shelves	Natural Veneer CWS Custom Wood Stain

SAMPLE ORDER CODE

ZJWOH V	42	15	060	N	VE
----------------	-----------	-----------	------------	----------	-----------

DIMENSIONS FOR MM X BY 25.4

H	D	W
42-3/8	12	30
42-3/8	12	36
42-3/8	12	42
42-3/8	12	48
42-3/8	12	54
42-3/8	12	60
42-3/8	12	66
42-3/8	12	72
42-3/8	12	78
42-3/8	12	84
42-3/8	12	90
42-3/8	12	96
42-3/8	12	102
42-3/8	12	108

PRICING

VENEER		FLINTWOOD	
Without Bottom Shelf	All Shelves Included	Without Bottom Shelf	All Shelves Included
2261	2660	2214	2597
2394	2827	2338	2753
2528	2995	2462	2908
2661	3161	2586	3061
3073	3652	2988	3540
3206	3820	3112	3695
3340	3987	3236	3848
3474	4155	3360	4005
3562	4323	3437	4158
4018	4814	3886	4636
4153	4981	4011	4791
4287	5147	4135	4946
4699	5639	4536	5427
4831	5806	4660	5580

Pricing is continued on the following page.

Z J W O H
Wall Panel, Open Shelves –
Above Credenza (Continued)

DIMENSIONS
FOR MM X BY 25.4

H	D	W
42-3/8	15-1/2	30
42-3/8	15-1/2	36
42-3/8	15-1/2	42
42-3/8	15-1/2	48
42-3/8	15-1/2	54
42-3/8	15-1/2	60
42-3/8	15-1/2	66
42-3/8	15-1/2	72
42-3/8	15-1/2	78
42-3/8	15-1/2	84
42-3/8	15-1/2	90
42-3/8	15-1/2	96
42-3/8	15-1/2	102
42-3/8	15-1/2	108

PRICING

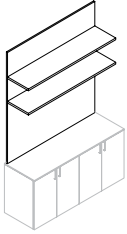
VENEER		FLINTWOOD	
Without Bottom Shelf	All Shelves Included	Without Bottom Shelf	All Shelves Included
2341	2801	2290	2730
2485	2987	2423	2901
2629	3172	2555	3072
2773	3358	2689	3243
3193	3867	3099	3739
3336	4053	3233	3910
3479	4239	3365	4081
3623	4424	3498	4251
3720	4608	3585	4423
4187	5119	4041	4919
4331	5305	4176	5089
4475	5488	4308	5261
4896	5998	4720	5755
5040	6185	4852	5926

VENEER			FLINTWOOD		
Without Bottom Shelf	Without Two Bottom Shelves	All Shelves Included	Without Bottom Shelf	Without Two Bottom Shelves	All Shelves Included
2859	2376	3343	2793	2334	3254
3038	2506	3573	2960	2454	3466
3220	2636	3805	3127	2575	3677
3400	2765	4034	3295	2696	3890
3707	2976	4438	3589	2899	4277
3887	3106	4668	3755	3023	4490
2985	2419	3549	2911	2376	3447
3180	2551	3807	3092	2500	3684
3374	2683	4064	3271	2621	3921
3569	2816	4323	3452	2745	4158
4091	3229	4954	3959	3151	4771
4287	3362	5212	4140	3274	5008

wall panels

ZJWOL

Wall Panel, Open Shelves – Above Low Credenza



WHAT'S INCLUDED

1 wall panel with shelves (as specified), wood wall clears

NOTES

50-1/4" height will have two shelves, unless Omit Bottom Shelf option is specified.

64-3/8" height will have three shelves, unless Omit 1 to 2 Bottom Shelves option is specified.

64-3/8" height has a maximum width of 60".

Shelves align with current Dossier datum heights.

Sliding Door, Cubby and Top options are not available.

This is a Full Height Wall Panel and is not intended to be specified with a storage cabinet installed above it.

PRODUCT OPTIONS

Grain Direction	Height	Depth	Width	Omit Shelf	Finish
H Horizontal	50 50-1/4"	12 12"	030, 036, 042, 048, 054, 060, 066, 072, 078, 084, 090, 096, 102, 108	N None, Keep All Shelves	Flintwood
V Vertical	64 64-3/8"	15 15-1/2"		1 Without Bottom Shelf	Natural Veneer
				2 Without Bottom Two Shelves	CWS Custom Wood Stain

SAMPLE ORDER CODE

ZJWOL V	50	15	060	N	VE
----------------	-----------	-----------	------------	----------	-----------

DIMENSIONS FOR MM X BY 25.4

H	D	W
50-1/4	12	30
50-1/4	12	36
50-1/4	12	42
50-1/4	12	48
50-1/4	12	54
50-1/4	12	60
50-1/4	12	66
50-1/4	12	72
50-1/4	12	78
50-1/4	12	84
50-1/4	12	90
50-1/4	12	96
50-1/4	12	102
50-1/4	12	108

PRICING

VENEER		FLINTWOOD	
Without Bottom Shelf	All Shelves Included	Without Bottom Shelf	All Shelves Included
2421	2822	2369	2753
2571	3004	2508	2922
2719	3185	2646	3090
2867	3369	2783	3258
3296	3873	3200	3750
3444	4057	3338	3918
3593	4240	3475	4088
3741	4422	3614	4257
3843	4603	3705	4426
4315	5110	4168	4919
4464	5292	4306	5087
4614	5475	4445	5256
5040	5981	4861	5748
5189	6163	4998	5917

Pricing is continued on the following page.

Z J W O L
Wall Panel, Open Shelves –
Above Low Credenza (Continued)

DIMENSIONS
FOR MM X BY 25.4

H	D	W
50-1/4	15-1/2	30
50-1/4	15-1/2	36
50-1/4	15-1/2	42
50-1/4	15-1/2	48
50-1/4	15-1/2	54
50-1/4	15-1/2	60
50-1/4	15-1/2	66
50-1/4	15-1/2	72
50-1/4	15-1/2	78
50-1/4	15-1/2	84
50-1/4	15-1/2	90
50-1/4	15-1/2	96
50-1/4	15-1/2	102
50-1/4	15-1/2	108

PRICING

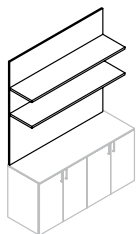
VENEER		FLINTWOOD	
Without Bottom Shelf	All Shelves Included	Without Bottom Shelf	All Shelves Included
2504	2963	2444	2886
2660	3162	2592	3070
2819	3364	2740	3256
2980	3564	2886	3442
3413	4088	3309	3951
3573	4289	3457	4135
3733	4490	3604	4321
3889	4690	3750	4506
4002	4890	3853	4690
4485	5414	4324	5199
4642	5615	4285	5385
4802	5816	4618	5568
5238	6340	5042	6079
5396	6541	5190	6264

VENEER			FLINTWOOD					
Without Bottom Shelf	Without Two Bottom Shelves	All Shelves Included	Without Bottom Shelf	Without Two Bottom Shelves	All Shelves Included			
64-3/8	12	30	3020	2536	3503	2948	2488	3407
64-3/8	12	36	3216	2681	3748	3130	2622	3636
64-3/8	12	42	3409	2826	3993	3309	2758	3862
64-3/8	12	48	3604	2971	4241	3492	2893	4088
64-3/8	12	54	4129	3399	4861	4001	3310	4689
64-3/8	12	60	4325	3544	5105	4181	3446	4915
64-3/8	15-1/2	30	3145	2580	3710	3066	2531	3601
64-3/8	15-1/2	36	3356	2727	3983	3260	2668	3854
64-3/8	15-1/2	42	3566	2876	4256	3455	2804	4105
64-3/8	15-1/2	48	3775	3022	4529	3649	2943	4355
64-3/8	15-1/2	54	4313	3450	5175	4173	3362	4982
64-3/8	15-1/2	60	4523	3597	5450	4365	3498	5234

wall panels

ZJWCH

Wall Panel, Open Shelves Combination – Above Credenza



WHAT'S INCLUDED

1 wall panel with shelves (as specified), wood wall cleats, backpainted glass lower portion

NOTES

42-3/8" height will have one shelf.

56-1/2" height will have one or two shelves depending on the number of shelves specified.

56-1/2" height will have a maximum width of 60".

Shelves align with current Dossier datum heights.

Sliding Door, Cubby and Top options are not available.

This is a Full Height Wall Panel and is not intended to be specified with a storage cabinet installed above it.

PRODUCT OPTIONS

Grain Direction	Height	Depth	Width	Number of Shelves	Top Panel Finish	Bottom Panel Finish
H Horizontal	42 42-3/8	12 12	030, 036, 042, 048, 054, 060, 066, 072, 078, 084, 090, 096, 102, 108	1 1 Shelf	Flintwood	K7 Very White
V Vertical	56 56-1/2	15 15-1/2		2 Two Shelves	Natural Veneer CWS Custom Wood Stain	K1 Storm White J6 Gris K8 Graphic Steel

SAMPLE ORDER CODE

ZJWCH V	42	15	060	1	VE	K7
----------------	-----------	-----------	------------	----------	-----------	-----------

DIMENSIONS FOR MM X BY 25.4

H	D	W
42-3/8	12	30
42-3/8	12	36
42-3/8	12	42
42-3/8	12	48
42-3/8	12	54
42-3/8	12	60
42-3/8	12	66
42-3/8	12	72
42-3/8	12	78
42-3/8	12	84
42-3/8	12	90
42-3/8	12	96
42-3/8	12	102
42-3/8	12	108

PRICING

FLINTWOOD		VENEER	
One Shelf		One Shelf	
2115	2127	2115	2127
2292	2308	2292	2308
2468	2487	2468	2487
2646	2667	2646	2667
3066	3089	3066	3089
3243	3269	3243	3269
3421	3449	3421	3449
3597	3628	3597	3628
3807	3841	3807	3841
4193	4229	4193	4229
4370	4409	4370	4409
4547	4589	4547	4589
4968	5012	4968	5012
5144	5191	5144	5191

Pricing is continued on the following page.

Z J W C H
Wall Panel, Open Shelves
Combination – Above Credenza
(Continued)

DIMENSIONS
FOR MM X BY 25.4

H	D	W
42-3/8	15-1/2	30
42-3/8	15-1/2	36
42-3/8	15-1/2	42
42-3/8	15-1/2	48
42-3/8	15-1/2	54
42-3/8	15-1/2	60
42-3/8	15-1/2	66
42-3/8	15-1/2	72
42-3/8	15-1/2	78
42-3/8	15-1/2	84
42-3/8	15-1/2	90
42-3/8	15-1/2	96
42-3/8	15-1/2	102
42-3/8	15-1/2	108

PRICING

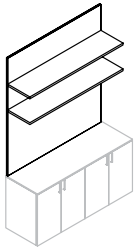
FLINTWOOD		VENEER	
One Shelf		One Shelf	
2179		2196	
2364		2382	
2547		2568	
2730		2754	
3157		3184	
3340		3370	
3523		3555	
3707		3742	
3921		3962	
4314		4356	
4497		4543	
4680		4728	
5107		5160	
5290		5345	

56-1/2	12	30
56-1/2	12	36
56-1/2	12	42
56-1/2	12	48
56-1/2	12	54
56-1/2	12	60
56-1/2	15-1/2	30
56-1/2	15-1/2	36
56-1/2	15-1/2	42
56-1/2	15-1/2	48
56-1/2	15-1/2	54
56-1/2	15-1/2	60

FLINTWOOD		VENEER	
One Shelf	Two Shelves	One Shelf	Two Shelves
2493	2708	2520	2735
2730	2938	2757	2967
2965	3168	2995	3200
3201	3396	3233	3430
3436	3939	3471	3979
3707	4169	3743	4210
2559	2804	2585	2831
2802	3047	2829	3078
3044	3288	3073	3322
3284	3530	3319	3567
3562	4087	3597	4129
3804	4328	3841	4372

ZJWCL

Wall Panel, Open Shelves Combination – Above Low Credenza



WHAT'S INCLUDED

1 wall panel with shelves (as specified), wood wall cleats, backpainted glass lower portion

NOTES

50-1/4" height will have one shelf.

64-3/8" height will have one or two shelves depending on the number of shelves specified.

64-3/8" height will have a maximum width of 60".

Shelves align with current Dossier datum heights.

Sliding Door, Cubby and Top options are not available.

This is a Full Height Wall Panel and is not intended to be specified with a storage cabinet installed above it.

PRODUCT OPTIONS

Grain Direction	Height	Depth	Width	Number of Shelves	Top Panel Finish	Bottom Panel Finish
H Horizontal	50 50-1/4	12 12	030, 036, 042, 048, 054, 060, 066, 072, 078, 084, 090, 096, 102, 108	1 1 Shelf	Flintwood	K7 Very White
V Vertical	64 64-3/8	15 15-1/2		2 Two Shelves	Natural Veneer CWS Custom Wood Stain	K1 Storm White J6 Gris K8 Graphic Steel

SAMPLE ORDER CODE

ZJWCL V	50	15	060	1	VE	K7
----------------	-----------	-----------	------------	----------	-----------	-----------

DIMENSIONS FOR MM X BY 25.4

H	D	W
50-1/4	12	30
50-1/4	12	36
50-1/4	12	42
50-1/4	12	48
50-1/4	12	54
50-1/4	12	60
50-1/4	12	66
50-1/4	12	72
50-1/4	12	78
50-1/4	12	84
50-1/4	12	90
50-1/4	12	96
50-1/4	12	102
50-1/4	12	108

PRICING

FLINTWOOD		VENEER	
One Shelf		One Shelf	
2326	2339		
2536	2551		
2746	2765		
2957	2977		
3411	3434		
3621	3648		
3832	3861		
4041	4075		
4285	4321		
4705	4742		
4915	4954		
5125	5168		
5581	5626		
5792	5838		

Pricing is continued on the following page.

Z J W C L
Wall Panel, Open Shelves
Combination – Above Low Credenza
(Continued)

DIMENSIONS
FOR MM X BY 25.4

H	D	W
50-1/4	15-1/2	30
50-1/4	15-1/2	36
50-1/4	15-1/2	42
50-1/4	15-1/2	48
50-1/4	15-1/2	54
50-1/4	15-1/2	60
50-1/4	15-1/2	66
50-1/4	15-1/2	72
50-1/4	15-1/2	78
50-1/4	15-1/2	84
50-1/4	15-1/2	90
50-1/4	15-1/2	96
50-1/4	15-1/2	102
50-1/4	15-1/2	108

64-3/8	12	30
64-3/8	12	36
64-3/8	12	42
64-3/8	12	48
64-3/8	12	54
64-3/8	12	60
64-3/8	15-1/2	30
64-3/8	15-1/2	36
64-3/8	15-1/2	42
64-3/8	15-1/2	48
64-3/8	15-1/2	54
64-3/8	15-1/2	60

PRICING

FLINTWOOD		VENEER	
One Shelf		One Shelf	
2391		2407	
2608		2627	
2825		2845	
3040		3065	
3502		3529	
3719		3748	
3935		3968	
4152		4187	
4401		4441	
4827		4870	
5043		5089	
5261		5309	
5722		5773	
5938		5993	

FLINTWOOD		VENEER	
One Shelf	Two Shelves	One Shelf	Two Shelves
2705	2928	2733	2957
2974	3194	3005	3226
3243	3457	3276	3493
3513	3723	3548	3761
4027	4303	4066	4346
4295	4568	4338	4614
2771	3026	2799	3056
3046	3303	3075	3336
3322	3579	3354	3616
3596	3858	3632	3895
4117	4449	4158	4494
4392	4726	4435	4773

Z J W M Rare Earth Magnets

WHAT'S INCLUDED

5 magnets.

NOTES

Each magnet has 30 lbs. magnetic strength.



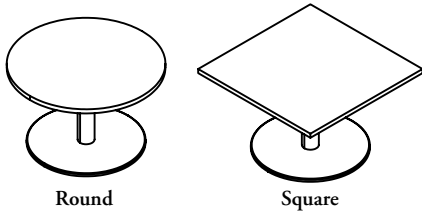
<u>QUANTITY</u>	<u>PRICING</u>
1	166

tables

tables product map

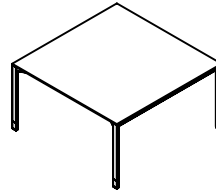
ZJTR Small Table with Round Base

Page 452
Width : 42", 48" & 54"



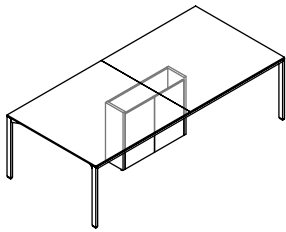
ZJTD Small Table with Metal Base

Page 453
Width : 42", 48" & 54"



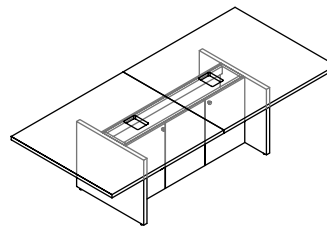
ZJLT Large Table with Metal Frame

Page 454
Depth : 42", 48", 54" & 60" / Width : 102", 108", 114", 120,
132" & 144"



ZJLG Large Table with Panel Base

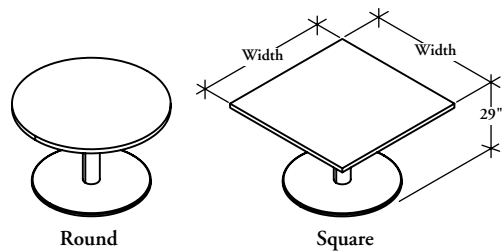
Page 462
Depth : 42", 48", 54" & 60" / Width : 102", 108", 114", 120,
132" & 144"



Z J T R
Small Table with Round Base

WHAT'S INCLUDED
 1 table with round metal base.

NOTES
 Flintwood available in Open Pore finish only.



PRODUCT OPTIONS

Style	Width (6" increments)	Finish	Base Finish	Grommet	Grommet Finish
R Round	42 - 54	Flintwood Natural Veneer CWS Custom Wood Stain	A Satin Nickel	N No Grommet	E Ebony
S Square			E Ebony 7 Platinum V Very White X Anthracite 2 Burnished Bronze S Sepia Bronze M Graphite F Titanium Grey 1 Gilded Ash	F Round Grommet Centered	I Satin Nickel Coordinate

SAMPLE ORDER CODE

ZJTR S	54	DV	A	F	I
---------------	-----------	-----------	----------	----------	----------

**DIMENSIONS
 INCHES / MM**

PRICING

W	ROUND (R)		FLINTWOOD	
	Paint Frame Finish	Satin Nickel Finish	Paint Frame Finish	Satin Nickel Finish
42 / 42	4846	5208	4753	5116
48 / 48	5268	5649	5148	5531
54 / 54	6120	6570	5971	6420

W	SQUARE (S)		FLINTWOOD	
	Paint Frame Finish	Satin Nickel Finish	Paint Frame Finish	Satin Nickel Finish
42 / 42	4667	5031	4576	4938
48 / 48	5092	5472	4972	5353
54 / 54	5943	6395	5793	6244

If Round Grommet, Ebony (E) is specified, add 132
 If Round Grommet, Satin Nickel Coordinate (I) is specified, add 192
 To order a Custom Color for Dossier please use the code ZCCWS. A one time 978 list charge per color applies.

WHAT'S INCLUDED

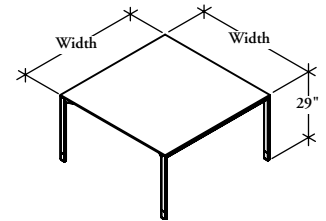
1 table with four leg metal frame, vertical wire manager (if specified).

NOTES

Flintwood available in Open Pore finish only.

Z J T D

Small Table with Metal Base



PRODUCT OPTIONS

Width (6" increments)	Finish	Frame Finish	Grommet Style	Grommet Finish	Vertical Wire Manager
42 - 54	Flintwood	E Ebony	N No Grommet	A Satin Nickel	N No Vertical Wire Manager
	Veneer	7 Platinum	C Rectangular Grommet Centered	E Ebony	1 Grey Vertical Wire Manager
	CWS Custom Wood Stain	V Very White	F Round Grommet Centered	7 Platinum	2 Black Vertical Wire Manager
	K7 Very White Backpainted Glass	A Satin Nickel		V Very White	
	K1 Storm White Backpainted Glass	X Anthracite		I Satin Nickel Coordinate	
	J6 Gris Backpainted Glass	2 Burnished Bronze		X Anthracite	
	K8 Graphic Steel Backpainted Glass	S Sepia Bronze		2 Burnished Bronze	
	MV White Solid Surface	M Graphite		S Sepia Bronze	
		F Titanium Grey		M Graphite	
		1 Gilded Ash		F Titanium Grey	
			1 Gilded Ash		

SAMPLE ORDER CODE

ZJTD 42	MV	A	C	E	N
----------------	-----------	----------	----------	----------	----------

**DIMENSIONS
INCHES / MM**

PRICING

W	VENEER		FLINTWOOD		SOLID SURFACE	
	Painted Frame	Satin Nickel Frame	Painted Frame	Satin Nickel Frame	Painted Frame	Satin Nickel Frame
42 / 42	6393	9553	6332	9492	9694	12852
48 / 48	6846	10080	6766	10000	10005	13240
54 / 54	7333	10623	7183	10472	10336	13624

W	BACK-PAINTED GLASS	
	Painted Frame	Satin Nickel Frame
42 / 42	9419	12579
48 / 48	10337	13571
54 / 54	11349	14637

If Rectangular Grommet, Painted is specified, add 181

If Rectangular Grommet, Satin Nickel (A) is specified, add 224

If Round Grommet, Ebony (E) is specified, add 132

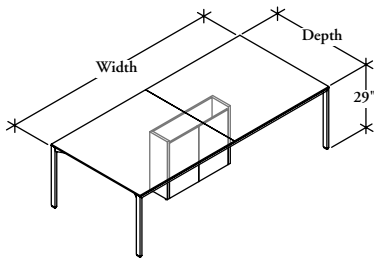
If Round Grommet, Satin Nickel Coordinate (I) is specified, add 192

If Vertical Wire Manger is specified, add 202

To order a Custom Color for Dossier please use the code ZCCWS. A one time 978 list charge per color applies.

ZJLT

Large Table with Metal Frame



WHAT'S INCLUDED

1 table with four leg metal frame and electrical access panel, grommet and/or data/electrical module (if specified).

NOTES

Table top is two pieces for widths 102"-120" and three pieces for 126"-144".

When Veneer is specified for the Table Surface Finish, Electrical Access Base Finish defaults to that finish.

Round Grommet is only available in Satin Nickel Coordinate (I) and Ebony (E).

Horizontal grain direction Veneer Group 4 only.

Flintwood available in Open Pore finish only.

PRODUCT OPTIONS

Grain Direction	Depth (6" increments)	Width (6" increments)	Table Surface Finish	Frame Finish	Electrical Access Base Finish
H Horizontal	42 - 60	102 - 144	Flintwood	A Satin Nickel	Natural Veneer
V Vertical			Natural Veneer	E Ebony	CWS Custom Wood Stain
			CWS Custom Wood Stain	7 Platinum	
			K7 Very White Backpainted Glass	V Very White	
			K1 Storm White Backpainted Glass	X Anthracite	
			J6 Gris Backpainted Glass	2 Burnished Bronze	
			K8 Graphic Steel Backpainted Glass	S Sepia Bronze	
			MV White Solid Surface	M Graphite	
				F Titanium Grey	
				1 Gilded Ash	

SAMPLE ORDER CODE

ZJLT H	48	114	DV	A	DV
---------------	-----------	------------	-----------	----------	-----------

PRODUCT OPTIONS (CONTINUED)

Left Data/Electrical	Left Grommet Finish	Left Data/Electrical Module Configuration	Right Data/Electrical	Right Grommet Finish	Right Data/Electrical Module Configuration
N None	A Satin Nickel	1 One Duplex Power/ One Data	N None	A Satin Nickel	1 One Duplex Power/ One Data
R Rectangular Grommet	E Ebony		R Rectangular Grommet	E Ebony	
C Round Grommet	7 Platinum	2 Two Duplex Power/ One Communication Opening	C Round Grommet	7 Platinum	2 Two Duplex Power/ One Communication Opening
D Data/Electrical Module	V Very White		D Data/Electrical Module	V Very White	
	I Satin Nickel Coordinate			I Satin Nickel Coordinate	
	X Anthracite			X Anthracite	
	2 Burnished Bronze			2 Burnished Bronze	
	S Sepia Bronze			S Sepia Bronze	
	M Graphite			M Graphite	
	F Titanium Grey			F Titanium Grey	
	1 Gilded Ash			1 Gilded Ash	

SAMPLE ORDER CODE (CONTINUED)

N		1	D		2
----------	--	----------	----------	--	----------

See pricing on following page.

Z J L T Large Table with Metal Frame (Continued)

**DIMENSIONS
INCHES / MM**

D	W
42 / 1067	102 / 102
42 / 1067	108 / 108
42 / 1067	114 / 114
42 / 1067	120 / 120
42 / 1067	132 / 132
42 / 1067	144 / 144
48 / 1219	102 / 102
48 / 1219	108 / 108
48 / 1219	114 / 114
48 / 1219	120 / 120
48 / 1219	132 / 132
48 / 1219	144 / 144
54 / 1372	102 / 102
54 / 1372	108 / 108
54 / 1372	114 / 114
54 / 1372	120 / 120
54 / 1372	132 / 132
54 / 1372	144 / 144
60 / 1524	102 / 102
60 / 1524	108 / 108
60 / 1524	114 / 114
60 / 1524	120 / 120
60 / 1524	132 / 132
60 / 1524	144 / 144

PRICING

VENEER			
PAINTED FRAME		SATIN NICKEL FRAME	
Horizontal Grain	Vertical Grain	Horizontal Grain	Vertical Grain
12368	12289	16632	16554
12544	12467	16716	16640
12720	12643	16799	16722
12882	12806	17466	17389
13542	13572	17961	17894
13895	13961	18131	18063
12671	12596	16951	16872
12860	12783	17302	17226
13184	13108	17506	17428
13329	13253	17828	17751
14198	14121	18434	18259
14419	14342	18832	18623
13288	13212	17652	17575
13482	13404	17889	17811
13675	13600	18112	18035
13869	13793	18305	18227
14670	14592	19146	18971
15270	15194	19662	19454
13992	13915	18547	18404
14197	14120	18794	18653
14396	14318	18959	18893
14603	14525	19257	19114
15354	15276	20064	19889
15824	15747	20620	20411

If Rectangular Grommet, Painted is specified, add 181

If Rectangular Grommet, Satin Nickel (A) is specified, add 224

If Round Grommet, Ebony (E) is specified, add 132

If Round Grommet, Satin Nickel Coordinate (I) is specified, add 192

If Data/Electrical Module One Duplex/One Data Box (1) is specified, add 1712

If Data/Electrical Module Two Duplex/One Data Box (2) is specified, add 1983

To order a Custom Color for Dossier please use the code ZCCWS. A one time 978 list charge per color applies.

Pricing is continued on the following page.

ZJLT

**Large Table with Metal Frame
(Continued)**

**DIMENSIONS
INCHES / MM**

PRICING

		FLINTWOOD			
		PAINTED FRAME		SATIN NICKEL FRAME	
D	W	Horizontal Grain	Vertical Grain	Horizontal Grain	Vertical Grain
42 / 1067	102 / 102	12177	12100	16443	16364
42 / 1067	108 / 108	12350	12273	16523	16446
42 / 1067	114 / 114	12523	12447	16602	16526
42 / 1067	120 / 120	12680	12604	17265	17190
42 / 1067	132 / 132	13333	13356	17754	17677
42 / 1067	144 / 144	13680	13734	17915	17839
48 / 1219	102 / 102	12473	12395	16750	16674
48 / 1219	108 / 108	12656	12580	17099	17023
48 / 1219	114 / 114	12976	12899	17299	17222
48 / 1219	120 / 120	13118	13042	17617	17541
48 / 1219	132 / 132	13870	13894	18107	18031
48 / 1219	144 / 144	14047	14104	18461	18386
54 / 1372	102 / 102	13082	13006	17445	17369
54 / 1372	108 / 108	13269	13192	17676	17599
54 / 1372	114 / 114	13458	13381	17893	17815
54 / 1372	120 / 120	13648	13571	18082	18007
54 / 1372	132 / 132	14331	14354	18808	18731
54 / 1372	144 / 144	14885	14944	19277	19203
60 / 1524	102 / 102	13704	13693	18259	18183
60 / 1524	108 / 108	13903	13894	18501	18427
60 / 1524	114 / 114	14098	14086	18737	18660
60 / 1524	120 / 120	14297	14288	18953	18876
60 / 1524	132 / 132	15004	15027	19715	19640
60 / 1524	144 / 144	15427	15482	20224	20147

If Rectangular Grommet, Painted is specified, add 181

If Rectangular Grommet, Satin Nickel (A) is specified, add 224

If Round Grommet, Ebony (E) is specified, add 132

If Round Grommet, Satin Nickel Coordinate (I) is specified, add 192

If Data/Electrical Module One Duplex/One Data Box (1) is specified, add 1712

If Data/Electrical Module Two Duplex/One Data Box (2) is specified, add 1983

To order a Custom Color for Dossier please use the code ZCCWS. A one time 978 list charge per color applies.

See pricing on following page.

Z J L T Large Table with Metal Frame (Continued)

**DIMENSIONS
INCHES / MM**

D	W
42 / 1067	102 / 102
42 / 1067	108 / 108
42 / 1067	114 / 114
42 / 1067	120 / 120
42 / 1067	132 / 132
42 / 1067	144 / 144
48 / 1219	102 / 102
48 / 1219	108 / 108
48 / 1219	114 / 114
48 / 1219	120 / 120
48 / 1219	132 / 132
48 / 1219	144 / 144
54 / 1372	102 / 102
54 / 1372	108 / 108
54 / 1372	114 / 114
54 / 1372	120 / 120
54 / 1372	132 / 132
54 / 1372	144 / 144
60 / 1524	102 / 102
60 / 1524	108 / 108
60 / 1524	114 / 114
60 / 1524	120 / 120
60 / 1524	132 / 132
60 / 1524	144 / 144

PRICING

BACK-PAINTED GLASS TABLE & FLINTWOOD BASE					
PAINTED FRAME			SATIN NICKEL FRAME		
Horizontal Grain	Vertical Grain		Horizontal Grain	Vertical Grain	
17823	17646		22088	21913	
18216	18035		22387	22207	
18606	18424		22687	22504	
18988	18797		23569	23382	
20108	19909		24528	24229	
20928	20721		25163	24825	
18555	18371		22834	22650	
18984	18796		23425	23239	
19547	19352		23869	23675	
19934	19737		24434	24237	
21284	21074		25521	25211	
21989	21772		26403	26053	
19680	19485		24043	23850	
20140	19940		24546	24346	
20599	20395		25035	24830	
21059	20850		25493	25285	
22392	22168		26870	26547	
23521	23286		27911	27545	
20891	20685		25447	25174	
21386	21175		25985	25706	
21876	21658		26516	26233	
22373	22150		27026	26740	
23708	23473		28419	28085	
24757	24512		29553	29175	

If Rectangular Grommet, Painted is specified, add 181

If Rectangular Grommet, Satin Nickel (A) is specified, add 224

If Round Grommet, Ebony (E) is specified, add 132

If Round Grommet, Satin Nickel Coordinate (I) is specified, add 192

If Data/Electrical Module One Duplex/One Data Box (1) is specified, add 1712

If Data/Electrical Module Two Duplex/One Data Box (2) is specified, add 1983

To order a Custom Color for Dossier please use the code ZCCWS. A one time 978 list charge per color applies.

See pricing on following page.

ZJLT

Large Table with Metal Frame (Continued)

DIMENSIONS
INCHES / MM

PRICING

		BACK-PAINTED GLASS TABLE & VENEER BASE			
		PAINTED FRAME		SATIN NICKEL FRAME	
D	W	Horizontal Grain	Vertical Grain	Horizontal Grain	Vertical Grain
42 / 1067	102 / 102	18179	17999	22442	22263
42 / 1067	108 / 108	18580	18394	22752	22569
42 / 1067	114 / 114	18979	18792	23060	22871
42 / 1067	120 / 120	19365	19172	23950	23757
42 / 1067	132 / 132	20510	20306	24930	24630
42 / 1067	144 / 144	21346	21134	25582	25238
48 / 1219	102 / 102	18926	18738	23204	23016
48 / 1219	108 / 108	19364	19171	23806	23614
48 / 1219	114 / 114	19938	19741	24261	24061
48 / 1219	120 / 120	20332	20130	24832	24631
48 / 1219	132 / 132	21711	21495	25947	25632
48 / 1219	144 / 144	22429	22206	26842	26485
54 / 1372	102 / 102	20076	19875	24438	24239
54 / 1372	108 / 108	20542	20339	24949	24745
54 / 1372	114 / 114	21010	20803	25447	25238
54 / 1372	120 / 120	21480	21267	25914	25701
54 / 1372	132 / 132	22839	22613	27317	26991
54 / 1372	144 / 144	23991	23754	28383	28012
60 / 1524	102 / 102	20199	19999	24516	24252
60 / 1524	108 / 108	21815	21599	26411	26131
60 / 1524	114 / 114	22313	22092	26954	26667
60 / 1524	120 / 120	22819	22594	27474	27183
60 / 1524	132 / 132	24180	23943	28893	28555
60 / 1524	144 / 144	25252	25002	30048	29666

If Rectangular Grommet, Painted is specified, add 181

If Rectangular Grommet, Satin Nickel (A) is specified, add 224

If Round Grommet, Ebony (E) is specified, add 132

If Round Grommet, Satin Nickel Coordinate (I) is specified, add 192

If Data/Electrical Module One Duplex/One Data Box (1) is specified, add 1712

If Data/Electrical Module Two Duplex/One Data Box (2) is specified, add 1983

To order a Custom Color for Dossier please use the code ZCCWS. A one time 978 list charge per color applies.

See pricing on following page.

Z J L T Large Table with Metal Frame (Continued)

**DIMENSIONS
INCHES / MM**

PRICING

		SOLID SURFACE TABLE & FLINTWOOD BASE			
		PAINTED FRAME		SATIN NICKEL FRAME	
D	W	Horizontal Grain	Vertical Grain	Horizontal Grain	Vertical Grain
42 / 1067	102 / 102	17243	17072	21508	21338
42 / 1067	108 / 108	17336	17162	21507	21335
42 / 1067	114 / 114	17426	17254	21506	21334
42 / 1067	120 / 120	17505	17330	22088	21915
42 / 1067	132 / 132	17960	17781	22380	22103
42 / 1067	144 / 144	18699	18513	22934	22616
48 / 1219	102 / 102	17341	17170	21621	21448
48 / 1219	108 / 108	17434	17260	21876	21703
48 / 1219	114 / 114	17658	17483	21980	21804
48 / 1219	120 / 120	17706	17532	22206	22030
48 / 1219	132 / 132	18242	18059	22478	22196
48 / 1219	144 / 144	18789	18603	23203	22884
54 / 1372	102 / 102	17785	17609	22148	21971
54 / 1372	108 / 108	17869	17693	22275	22097
54 / 1372	114 / 114	17952	17775	22387	22209
54 / 1372	120 / 120	18038	17859	22472	22293
54 / 1372	132 / 132	18480	18295	22958	22675
54 / 1372	144 / 144	19380	19188	23772	23448
60 / 1524	102 / 102	18493	18312	23049	22800
60 / 1524	108 / 108	18579	18393	23176	22926
60 / 1524	114 / 114	18656	18470	23296	23045
60 / 1524	120 / 120	18740	18554	23394	23142
60 / 1524	132 / 132	19113	18924	23825	23535
60 / 1524	144 / 144	20208	20008	25006	24672

If Rectangular Grommet, Painted is specified, add 181

If Rectangular Grommet, Satin Nickel (A) is specified, add 224

If Round Grommet, Ebony (E) is specified, add 132

If Round Grommet, Satin Nickel Coordinate (I) is specified, add 192

If Data/Electrical Module One Duplex/One Data Box (1) is specified, add 1712

If Data/Electrical Module Two Duplex/One Data Box (2) is specified, add 1983

To order a Custom Color for Dossier please use the code ZCCWS. A one time 978 list charge per color applies.

See pricing on following page.

ZJLT

Large Table with Metal Frame (Continued)

DIMENSIONS
INCHES / MM

PRICING

		SOLID SURFACE TABLE & VENEER BASE			
		PAINTED FRAME		SATIN NICKEL FRAME	
D	W	Horizontal Grain	Vertical Grain	Horizontal Grain	Vertical Grain
42 / 1067	102 / 102	17589	17413	21853	21678
42 / 1067	108 / 108	17681	17507	21853	21678
42 / 1067	114 / 114	17775	17598	21854	21678
42 / 1067	120 / 120	17853	17676	22437	22260
42 / 1067	132 / 132	18320	18139	22740	22459
42 / 1067	144 / 144	19072	18883	23309	22986
48 / 1219	102 / 102	17688	17513	21966	21792
48 / 1219	108 / 108	17781	17605	22223	22048
48 / 1219	114 / 114	18011	17832	22333	22155
48 / 1219	120 / 120	18060	17883	22560	22381
48 / 1219	132 / 132	18605	18423	22842	22558
48 / 1219	144 / 144	19165	18974	23578	23256
54 / 1372	102 / 102	18141	17960	22504	22325
54 / 1372	108 / 108	18225	18046	22632	22452
54 / 1372	114 / 114	18312	18130	22746	22565
54 / 1372	120 / 120	18396	18216	22833	22650
54 / 1372	132 / 132	18850	18663	23326	23042
54 / 1372	144 / 144	19767	19570	24158	23830
60 / 1524	102 / 102	18865	18677	23420	23167
60 / 1524	108 / 108	18951	18761	23547	23294
60 / 1524	114 / 114	19030	18842	23669	23415
60 / 1524	120 / 120	19114	18926	23768	23514
60 / 1524	132 / 132	19495	19302	24205	23913
60 / 1524	144 / 144	20612	20407	25409	25073

If Rectangular Grommet, Painted is specified, add 181

If Rectangular Grommet, Satin Nickel (A) is specified, add 224

If Round Grommet, Ebony (E) is specified, add 132

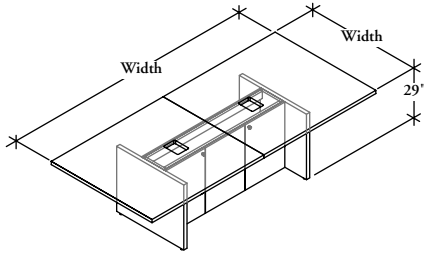
If Round Grommet, Satin Nickel Coordinate (I) is specified, add 192

If Data/Electrical Module One Duplex/One Data Box (1) is specified, add 1712

If Data/Electrical Module Two Duplex/One Data Box (2) is specified, add 1983

To order a Custom Color for Dossier please use the code ZCCWS. A one time 978 list charge per color applies.

ZJLG Large Table with Panel Base



WHAT'S INCLUDED

1 table with electrical access panel base, grommet and/or data/electrical module (if specified).

NOTES

Table top is two pieces for widths 102"-120" and three pieces for 126"-144".

Round Grommet is only available in Satin Nickel Coordinate (I) and Ebony (E).

Horizontal grain direction Veneer Group 4 only.

Flintwood available in Open Pore finish only.

PRODUCT OPTIONS

Grain Direction	Depth (6" increments)	Width (6" increments)	Top Finish	Base Finish
H Horizontal	42 - 60	102 - 144	Flintwood	Flintwood
V Vertical			Veneer	Veneer
			Solid Surface	CWS Custom Wood Stain
			CWS Custom Wood Stain	

SAMPLE ORDER CODE

ZJLG H	54	120	DV	DV
---------------	-----------	------------	-----------	-----------

PRODUCT OPTIONS (CONTINUED)

Left Data/Electrical	Left Grommet Finish	Left Data/Electrical Module Configuration	Right Data/Electrical	Right Grommet Finish	Right Data/Electrical Module Configuration
N None	A Satin Nickel	1 One Duplex Power/ One Data	N None	A Satin Nickel	1 One Duplex Power/ One Data
R Rectangular Grommet	E Ebony		R Rectangular Grommet	E Ebony	
C Round Grommet	7 Platinum	2 Two Duplex Power/ One Communication Opening	C Round Grommet	7 Platinum	2 Two Duplex Power/ One Communication Opening
D Data/Electrical Module	V Very White		D Data/Electrical Module	V Very White	
	I Satin Nickel Coordinate		I Satin Nickel Coordinate		
	X Anthracite		X Anthracite		
	2 Burnished Bronze		2 Burnished Bronze		
	S Sepia Bronze		S Sepia Bronze		
	M Graphite		M Graphite		
	F Titanium Grey		F Titanium Grey		
	1 Gilded Ash		1 Gilded Ash		

SAMPLE ORDER CODE (CONTINUED)

R	A	R	A
----------	----------	----------	----------

See pricing on following page.

Z J L G
Large Table with Panel Base
(Continued)

DIMENSIONS
INCHES / MM

PRICING

		FLINTWOOD BASE			
		HORIZONTAL		VERTICAL	
D	W	Flintwood Surface	Solid Surface	Flintwood Surface	Solid Surface
42 / 1067	102 / 102	8816	14135	8816	14135
42 / 1067	108 / 108	9012	14267	9012	14267
42 / 1067	114 / 114	9210	14397	9210	14397
42 / 1067	120 / 120	9406	14528	9406	14528
42 / 1067	132 / 132	11865	17036	11865	17036
42 / 1067	144 / 144	12259	17300	12259	17300
48 / 1219	102 / 102	9030	14557	9030	14557
48 / 1219	108 / 108	9239	14686	9239	14686
48 / 1219	114 / 114	9449	14819	9449	14819
48 / 1219	120 / 120	9657	14949	9657	14949
48 / 1219	132 / 132	12141	17458	12141	17458
48 / 1219	144 / 144	12561	17720	12561	17720
54 / 1372	102 / 102	10498	15865	10275	15641
54 / 1372	108 / 108	10721	15996	10497	15772
54 / 1372	114 / 114	10945	16127	10719	15903
54 / 1372	120 / 120	11165	16257	10942	16034
54 / 1372	132 / 132	14122	19213	13788	18878
54 / 1372	144 / 144	14566	19491	14232	19157
60 / 1524	102 / 102	12865	19001	12530	18665
60 / 1524	108 / 108	13100	19134	12765	18797
60 / 1524	114 / 114	13333	19265	12997	18928
60 / 1524	120 / 120	13569	19395	13232	19061
60 / 1524	132 / 132	14760	20563	14425	20226
60 / 1524	144 / 144	15230	20824	14895	20488

If Rectangular Grommet, Painted is specified, add 181

If Rectangular Grommet, Satin Nickel (A) is specified, add 224

If Round Grommet, Ebony (E) is specified, add 132

If Round Grommet, Satin Nickel Coordinate (I) is specified, add 192

If Data/Electrical Module One Duplex/One Data Box (1) is specified, add 1712

If Data/Electrical Module Two Duplex/One Data Box (2) is specified, add 1983

To order a Custom Color for Dossier please use the code ZCCWS. A one time 978 list charge per color applies.

See pricing on following page.

ZJLG

**Large Table with Panel Base
(Continued)**

**DIMENSIONS
INCHES / MM**

PRICING

		VENEER BASE			
		HORIZONTAL		VERTICAL	
D	W	Veneer Surface	Solid Surface	Veneer Surface	Solid Surface
42 / 1067	102 / 102	9279	14408	9099	14227
42 / 1067	108 / 108	9483	14542	9304	14363
42 / 1067	114 / 114	9686	14678	9508	14499
42 / 1067	120 / 120	9891	14813	9713	14634
42 / 1067	132 / 132	12455	17421	12187	17153
42 / 1067	144 / 144	12865	17691	12597	17423
48 / 1219	102 / 102	9500	14829	9320	14649
48 / 1219	108 / 108	9718	14964	9538	14783
48 / 1219	114 / 114	9934	15098	9934	15098
48 / 1219	120 / 120	10153	15235	10153	15235
48 / 1219	132 / 132	12743	17841	12743	17841
48 / 1219	144 / 144	13179	18113	13179	18113
54 / 1372	102 / 102	10801	15958	10801	15958
54 / 1372	108 / 108	11031	16091	11031	16091
54 / 1372	114 / 114	11261	16227	11261	16227
54 / 1372	120 / 120	11491	16363	11491	16363
54 / 1372	132 / 132	14465	19328	14465	19328
54 / 1372	144 / 144	14925	19615	14925	19615
60 / 1524	102 / 102	13172	19095	13172	19095
60 / 1524	108 / 108	13416	19230	13416	19230
60 / 1524	114 / 114	13660	19367	13660	19367
60 / 1524	120 / 120	13903	19502	13903	19502
60 / 1524	132 / 132	15115	20676	15115	20676
60 / 1524	144 / 144	15602	20946	15602	20946

If Rectangular Grommet, Painted is specified, add 181

If Rectangular Grommet, Satin Nickel (A) is specified, add 224

If Round Grommet, Ebony (E) is specified, add 132

If Round Grommet, Satin Nickel Coordinate (I) is specified, add 192

If Data/Electrical Module One Duplex/One Data Box (1) is specified, add 1712

If Data/Electrical Module Two Duplex/One Data Box (2) is specified, add 1983

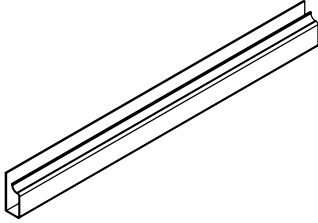
To order a Custom Color for Dossier please use the code ZCCWS. A one time 978 list charge per color applies.

electrics & accessories

electrics & accessories product map

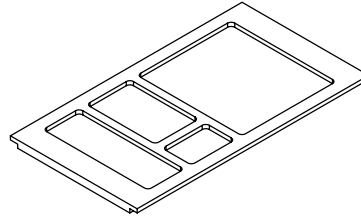
ZJAA Wire Management Tray

Page 468



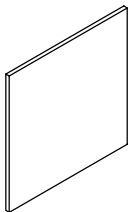
ZJAH Pencil Tray

Page 469



ZJAW Counterweight

Page 470



SOKL Set of Keys Alike

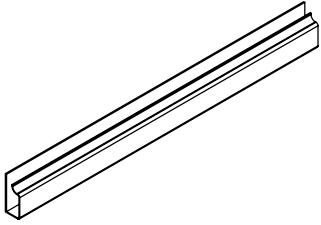
Page 471

Z J A A

Wire Management Tray

WHAT'S INCLUDED

1 wire management tray, connection hardware.



PRICING

171

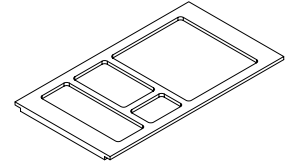
WHAT'S INCLUDED

1 pencil tray.

NOTES

Only available in White Solid Surface with black leather insert.

Z J A H
Pencil Tray

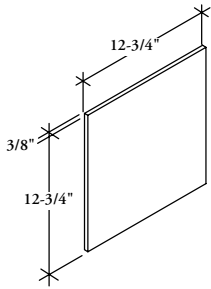


PRICING

695

Z J A W
Counterweight

WHAT'S INCLUDED
1 counterweight.



PRICING

WHAT'S INCLUDED

Each set of cores include a lock & core and 2 identical keys.

NOTES

All storage furniture is shipped with the lock housing pre-installed in each unit ready to receive the required lock plug cores. Based on the product option, lock cores and keys are shipped either numbered randomly or in "keyed-alike" sets. Quantity of lock cores and keys will match the quantities required for the locking components on the order.

SPECIFICATION NOTES

Count the number of locking components in each workstation. Enter the number of locks into the Quantity column, and then assign a SET to each quantity.

Office Number	Quantity	Set #	Set Total
T1	4	SOKL - 4	1
T2	2	SOKL - 2	1
T3	4	SOKL - 4	1
T4	3	SOKL - 3	1

Total the number of SOKL (Sets of Keys Alike) quantities and transfer each total quantity to your Purchase Order.

Sets ordered in the incorrect quantities that are required for the order may result in the order being placed on hold.

Please verify the quantity by reviewing the plan carefully to ensure that all products with locks have been identified. Remember that some products may have more than one lock core per unit based on size and configuration.

For further details on how to specify locks, please see the Teknion Lock Specification Guide on our website.

PRODUCT OPTIONS

Number of Sets of Cores			
01 1 Set of Cores	07 7 Sets of Cores	13 13 Sets of Cores	19 19 Sets of Cores
02 2 Sets of Cores	08 8 Sets of Cores	14 14 Sets of Cores	20 20 Sets of Cores
03 3 Sets of Cores	09 9 Sets of Cores	15 15 Sets of Cores	
04 4 Sets of Cores	10 10 Sets of Cores	16 16 Sets of Cores	
05 5 Sets of Cores	11 11 Sets of Cores	17 17 Sets of Cores	
06 6 Sets of Cores	12 12 Sets of Cores	18 18 Sets of Cores	

SAMPLE ORDER CODE

SOKL 02

S O K L
Set of Keys Alike

teknion

www.teknion.com

IN CANADA:

1150 Flint Road
Toronto, Ontario
M3J 2J5 Canada
Tel 866.teknion
866.835.6466

IN THE USA:

350 Fellowship Road
Mt Laurel, New Jersey
08054 USA
Tel 877.teknion
877.835.6466

OTHER OFFICES LOCATED IN:

Europe, South and Central America
Middle East, Asia and Russia
For regional contact information
go to www.teknion.com

CAN/US/INT 09-27

©teknion 2021

®, ™ trade marks of Teknion Corporation and/or its subsidiaries or licensed to it. Patents may be pending.

Some products may not be available in all markets. Contact your local Teknion Representative for availability.

SEP21-DOSS