

journal

price & application guide

05.22.2023



teknion

update summary

Please be advised that information has been updated within the Journal Price & Application Guide. To highlight these updates, a summary has been created for your reference.

revised

General maintenance to this guide has been implemented.

Please note, first orders for new products will be accepted on May 22, 2023. All software will also be updated by May 22, 2023. If you have any questions regarding the information enclosed, please contact your Teknion Customer Service Representative.





WHAT IS JOURNAL 2

INDEX 14

APPLICATION GUIDE 17

PRICE & PRODUCT GUIDE. 93

what is journal

what is journal

Journal is a unique line of casegoods that promotes the not-so private office that is made for one, used by five. These layered and more fluid spaces can accommodate varied levels of interaction to create new ways of planning.

designer

To design Journal, Teknion joined forces with Christopher Wright from Figure3.

Chris's experience encompasses workplace, retail, banking and hospitality architectural interiors.


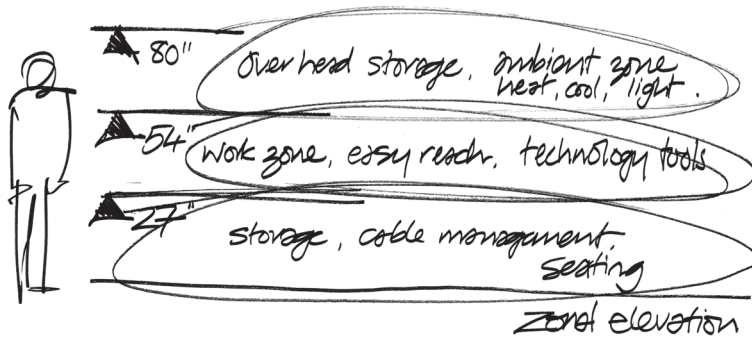
Journal reflects the depth and breadth of Mr. Wright's knowledge. In particular it reflects his insights into the evolving workplace and activity-based planning possibilities.

work zones

Journal is inspired by the low, mid and high-rise structures of the urban skyline and the lively ambiance of mixed use in the city streets.

Journal includes low elevation credenzas, worksurfaces at the mid-touch zone, and "high-rise" shelves and cabinets.

Along the horizontal plane these elements create zones designated as personal/private, collaborative and public – with over-lapping activity zones that create a context for the continual ebb and flow of work.



made for one, used by five

In the modern workplace where one must create smarter spaces that do more with less, Journal offers a singular advantage to maximize the use of real estate.

Journal is simple and scalable. It makes it easy to construct a private office that provides everything a person needs to get work done without a distraction, yet accommodates and engages guests when desired.

Journal loosens the formality of the private office, while retaining user choice and control.




unique features

Journal offers unique features not often found in traditional casegoods lines that range from contemporary to traditional. There are a variety of options for credenzas, desks and storage.

credenzas

Credenzas can be built up to create custom configurations or ordered as complete units.



Configurable
Offers specification flexibility.



Preconfigured
Offers specification simplicity.

credenza top styles

Configurable Credenzas



Unfinished Top

- Top is unfinished and requires a credenza top
- Used with a credenza top to provide the look of a worksurface



Integral Top

- Top is finished, the drawer fronts cover the edge of the top for a cleaner aesthetic

Preconfigurable Credenzas



Finished Top

- Includes a 1-1/8" top
- Credenza is finished and integrated into the credenza

credenza heights

Credenzas are available in several heights to provide a variety of aesthetic and functional options from elevated by wall mount or a base and flush to the floor on levelers.



1 High



1 High and 1.5 High Elevated



1.5 High and 2 High Elevated

what is journal

unique features

tables

Journal offers fixed and height-adjustable tables options.



Fixed and Height-Adjustable Tables

- Available with two profiles, soft curved and square edges
- A signature leg that provides a refined aesthetic
- Height-adjustment range of 24" to 50" on height-adjustable tables

desks

Journal offers a variety of desk options.



Desks

- Desks are freestanding
- Available in a variety of configurations and storage options

run-offs and bridges

Journal offers run-off and bridge options.




Run-offs and Bridges

- Connect to storage or desks for support
- Available in a variety of configurations and storage options

storage

Journal has a large variety of storage options that allow the user to select a contemporary or traditional look.



Pivot Bench

This unique bench provides both storage and a bench that pivots to create guest seating.



Cushions and Bolsters

Used with credenzas to provide a casual lounge area for a single user, or for additional guest seating.

unique features

storage (continued)



Wall Panels

Provides a contemporary alternative for storage including shelves, tackable elements and an option to mount a TV.



Wall Mount Storage

Used with Wall Panels to create a variety of options for overhead storage.



Hutches

Mount above credenzas to provide a more traditional storage configuration.



Stacks Ons

Rest on a credenza to provide both open and closed storage options.



Bookcases

Used in combination with overhead storage and credenzas to add open storage within a workstation.



Towers

Available in a variety of configurations to provide additional open and closed storage and coat storage.

what is journal

choose your look

The variety of options for worksurfaces, storage and guest seating in the Journal offering allows a user to “choose their look”. It can be light and contemporary, more traditional or somewhere in the middle.

The following layouts demonstrate how the same workstation requirements can be imagined in very different ways, and still maintain a similar price point.



- Fixed Journal table
- Pivot bench for guests
- Wall-mounted tackboards
- Sliding door and open wall panels



- Run-off worksurface with open leg
- Cushion and bolsters for guest seating
- Elevated storage for a lighter feel
- Hinged door overheads



- Run-off worksurface with gable end and modesty
- Secondary worksurface with storage below
- Tower with filing and open shelving
- Hutch with tackboard
- Guest chairs

choose your feel

Journal is available with a variety of finish options and colors that allow a user to “choose their feel”. Finishes range from laminate, wood and both neutral and more vibrant metal paint colors.

The following layouts demonstrate how the same workstation can be imagined in very different ways just by changing the finishes.



what is journal

idea starters overview

The following layouts are available on the Teknion Planning Tool.

idea starters overview

journal assets

Teknion offers a variety of assets to help better understand Journal and all that it can do.

Go to www.teknion.com to review all of the assets shown below.

introduction

where to find the information you need

Teknion provides an array of tools and information resources to help you get things done simply and easily. From product pricing to application guidelines to online planning suggestions, you will find what you need when you need it.

guide contents

This guide contains all the information you need to order this product through your specification software. The Introduction section provides everything you need to get started, including an index for product reference. The Application Guide section contains detailed specification guidelines, application and planning information to help you plan your project correctly. The Price Guide sections provide detailed pricing and specification information by product type. Available online at www.teknion.com.

where to find the information you need

All Teknion marketing materials are available online at www.teknion.com, including:

price & product guide

application guide

planning tool

installation guides

fabrics & finishes

product photography & drawings

weights & volumes

order forms

warranty/terms & conditions of sale

xpress program guide

teknion forms

The following forms are available online at www.teknion.com, to help you specify and place your order if required:

teknipaint

If you require a custom paint color match, you must submit a TekniPaint form.

using your own material (COM)

If you wish to use your own material on fabric-covered products, you must submit a completed COM form including a sample upholstery and safety testing. A COM Order Information Sheet must also be submitted. This form captures all relevant ordering and tracking information. A COM Request for Yardage Calculation form may be sent to Teknion for preliminary yardage requirements.

placing a manual order

Complete an Order Cover Sheet with the information we need to fill your order. This is the most important step. If the Order Cover Sheet is not complete and correct, the order may be delayed.

key requirements

If you require that certain pieces share the same locks you will need to specify Set of Keys Alike (SOKL) located in the Price and Product Guide.

user feedback

How is our marketing material working for you?

Feedback from the user is very important to the quality of Teknion's marketing material. We ask that if you have suggestions on how you think we could improve content OR if you have found an error, that you contact your Teknion Technical Services department.

index

Section Contents	Product Code	Page No.
WHAT IS JOURNAL		
What is Journal		2
Unique Features		3
Choose your look		6
Choose your feel		7
Idea Starters Overview		8
Journal Assets		10
INTRODUCTION		
Where to find the information you need		13
APPLICATION GUIDE		
Understanding Application Guide Pages		21
Understanding Configurable & Preconfigured Credenzas		22
Configurable Credenza Pedestal Basics		25
Configurable Credenza Closed Storage Basics		26
Configurable Credenza Open Storage Basics		27
Planning with Configurable Credenza Closed & Open Storage		28
Planning Electrical for Configurable Credenzas		31
Configurable Credenza Top Basics		33
Planning with Configurable Credenza Tops		34
Configurable Credenza Support Basics		36
Planning with Configurable Credenza Supports		38
Preconfigured Credenza Two Storage Basics		42
Preconfigured Credenza Three Storage Basics		43
Planning with Preconfigured Credenzas		44
Table Basics		47
Planning with Tables		48
Desk Basics		50
Planning with Desks		51
Run-Off Basics		54
Planning with Run-Offs		55
Bridge Basics		57
Pivot Bench Basics		58
Planning with Pivot Bench		59
Flat Cushion & Bolster Basics		60
Understanding Wall Panels		61
Wall Panel Basics		63
Wall Panel with Shelves & TV Panel Basics		64
Wall Mount Storage Basics		65
Planning with Wall Mount Storage		66
Hutch Basics		68
Planning with Hutches		69
Stack on Storage Basics		71
Planning with Stack on Storage		72
Bookcase Basics		73
Planning with Bookcases		74
Tower Basics		75
Planning with Towers		77
Accessory Basics		78

Section Contents	Product Code	Page No.
Planning with Accessories		79
Accessory Supports Basics		80
Planning with Accessory Supports		81
Understanding Electrical Routing		82
Credenza Lock Chart		86
Grain Direction		88
CREDENZAS		
CONFIGURABLE CREDENZAS		
Pedestal, Unfinished Top, 1 High	C J P A	100
Pedestal, Unfinished Top, 1.5 High	C J P B	102
Pedestal, Unfinished Top, 2 High	C J P C	104
Pedestal, Integral Top, 1 High	C J P X	106
Pedestal, Integral Top, 1.5 High	C J P Y	108
Pedestal, Integral Top, 2 High	C J P Z	110
Closed Storage, Unfinished Top, 1 High	C J C A	112
Closed Storage, Unfinished Top, 1.5 High	C J C B	116
Closed Storage, Unfinished Top, 2 High	C J C C	120
Closed Storage, Integral Top, 1 High	C J C X	124
Closed Storage, Integral Top, 1.5 High	C J C Y	128
Closed Storage, Integral Top, 2 High	C J C Z	132
Open Storage, Unfinished Top, 1 High	C J O A	136
Open Storage, Unfinished Top, 1.5 High	C J O B	138
Open Storage, Unfinished Top, 2 High	C J O C	140
Open Storage, Integral Top, 1 High	C J O X	142
Open Storage, Integral Top, 1.5 High	C J O Y	146
Open Storage, Integral Top, 2 High	C J O Z	150
Credenza Top, for Freestanding Storage	C J C T	152
Credenza Top, for Wall Mount Storage	C J C M	154
Credenza Base	C J S B	156
Spacer – Support Bracket	C J S U	157
Power Trunk	C J P T	158
Power Trunk	C J P T G	159
Gable	C J G L	160
Extended L Gable	C J G E	161
PRECONFIGURED CREDENZAS		
Two Storage, Finished Top, 1 High	C J F A	162
Two Storage, Finished Top, 1.5 High	C J F B	170
Two Storage, Finished Top, 2 High	C J F C	176
Two Storage, Integral Top, 1 High	C J F X	180
Two Storage, Integral Top, 1.5 High	C J F Y	188
Two Storage, Integral Top, 2 High	C J F Z	194
Three Storage, Finished Top, 1 High	C J G A	198
Three Storage, Finished Top, 1.5 High	C J G B	208
Three Storage, Finished Top, 2 High	C J G C	216
Three Storage, Integral Top, 1 High	C J G X	222
Three Storage, Integral Top, 1.5 High	C J G Y	232
Three Storage, Integral Top, 2 High	C J G Z	240

index

Section Contents	Product Code	Page No.
TABLES		
Table, Fixed Journal Leg	CJTF	248
Navigate Table, Height-Adjustable Journal		
Complete Table	CJTA <small>One Table One Plug</small>	250
DESKS		
Desks with Gables	CJDG	254
Desk, 1.5 High Pedestal Box/File	CJDL	258
Desk, 2 High Pedestal Box/Box/File	CJDP	264
Desk, Stretch 1.5 High Pedestal Box/File	CJDS	268
Desk, Double 1.5 High Pedestal Box/File	CJDO	272
Desk, Double 2 High Pedestal	CJDD	276
RUN-OFFS & BRIDGES		
Run-Off, Stretch 1.5 High Pedestal Box/File	CJRS	282
Run-Off, 2 High Pedestal Box/Box/File	CJRP	284
Run-Off, 1.5 High Pedestal Box/File	CJRL	286
Run-Off, Gable & Modesty	CJRG	288
Run-Off, Fixed Journal Leg	CJRF	292
Bridge Worksurface	CJBW	293
Bridge with Modesty	CJBM	294
PIVOT BENCH & CASUAL SEATING		
Pivot Bench	CJNN	298
Pivot Bench 1.5 High	CJNH	302
Bolster	CJBT	306
Flat Cushion	CJCN	307
WALL PANELS & WALL MOUNT STORAGE		
Wall Panel, Tackable	CJWT	312
Wall Panel, Whiteboard	CJWB	314
Wall Panel, Laminate	CJWL	316
Wall Panel, Wood	CJWW	318
Wall Panel, Under Wall Mount Storage, Laminate	CJWUL	320
Wall Panel, Under Wall Mount Storage, Tackable	CJWUT	322
Wall Panel, Under Wall Mount Storage, Wood	CJWUW	324
Wall Panel, Open Shelves	CJWO	326
Wall Panel, Open Shelves, Sliding Door	CJWS	330
TV Panel, Open	CJVO	334
TV Panel, Shelves, Sliding Door	CJVS	344
Wall Mount Storage, Sliding Door	CJMS	348
Wall Mount Storage, Hinged Doors	CJMH	350
Wall Mount Storage, Hinged Doors & Cubby	CJMC	352
Wall Mount Storage, Open	CJMO	353
HUTCHES		
Hutch, Sliding Door	CJHS	356
Hutch, Hinged Doors	CJHH	358
Hutch, Open	CJHO	360
STACK ON STORAGE		
Stack on Storage, Open	CJSO	364
Stack on Storage, Closed	CJSC	366
Stack on Storage, Hinged Doors & Cubby	CJSH	368
Stack on Storage, Single Door & Cubby	CJSS	370

Section Contents	Product Code	Page No.
FREESTANDING STORAGE		
Bookcase, Shelves	CJBS	374
Bookcase, Hinged Doors	CJBH	376
Bookcase, Coat & Shelves	CJBC	380
Tower, Narrow Multi	CJTN	382
Tower, Coat	CJTC	386
Tower, Coat & Storage, Hinged Doors	CJTS	387
Tower, Open & Lateral Storage	CJTL	388
Tower, Pedestal, Coat & Open Shelves	CJTP	390
ACCESSORIES		
Accessories, Book Ends	CJXB	396
Accessories, Organizer	CJXO	397
Accessories, Paper Tray	CJXT	398
Accessories, Paper Tray Tower	CJXTT	399
Accessories, Paper Tray Tower with Organizer	CJXTO	400
Accessories, Cable Tray	CJXC	401
Accessories, Flat Plates	CJXF	402
Worksurface Support Rail	CJXS	403
Wall Rail, Wood	CJXW	404
Storage, Extended Leveling Kit	CJXL	405
Set of Keys Alike	SOKL	406

application guide

application guide

UNDERSTANDING APPLICATION GUIDE PAGES	21
UNDERSTANDING CONFIGURABLE & PRECONFIGURED CREDENZAS	22
CONFIGURABLE CREDENZA PEDESTAL BASICS	25
CONFIGURABLE CREDENZA CLOSED STORAGE BASICS	26
CONFIGURABLE CREDENZA OPEN STORAGE BASICS	27
PLANNING WITH CONFIGURABLE CREDENZA CLOSED & OPEN STORAGE	28
PLANNING ELECTRICAL FOR CONFIGURABLE CREDENZAS	31
CONFIGURABLE CREDENZA TOP BASICS	33
PLANNING WITH CONFIGURABLE CREDENZA TOPS	34
CONFIGURABLE CREDENZA SUPPORT BASICS	36
PLANNING WITH CONFIGURABLE CREDENZA SUPPORTS	38
PRECONFIGURED CREDENZA TWO STORAGE BASICS	42
PRECONFIGURED CREDENZA THREE STORAGE BASICS	43
PLANNING WITH PRECONFIGURED CREDENZAS	44
TABLE BASICS	47
PLANNING WITH TABLES	48
DESK BASICS	50
PLANNING WITH DESKS	51
RUN-OFF BASICS	54
PLANNING WITH RUN-OFFS	55
BRIDGE BASICS	57
PIVOT BENCH BASICS	58
PLANNING WITH PIVOT BENCH	59
FLAT CUSHION & BOLSTER BASICS	60

CONTINUED

application guide (continued)

UNDERSTANDING WALL PANELS	61
WALL PANEL BASICS	63
WALL PANEL WITH SHELVES & TV PANEL BASICS	64
WALL MOUNT STORAGE BASICS	65
PLANNING WITH WALL MOUNT STORAGE	66
HUTCH BASICS	68
PLANNING WITH HUTCHES	69
STACK ON STORAGE BASICS.	71
PLANNING WITH STACK ON STORAGE	72
BOOKCASE BASICS	73
PLANNING WITH BOOKCASES	74
TOWER BASICS	75
PLANNING WITH TOWERS	77
ACCESSORY BASICS	78
PLANNING WITH ACCESSORIES	79
ACCESSORY SUPPORTS BASICS	80
PLANNING WITH ACCESSORY SUPPORTS.	81
UNDERSTANDING ELECTRICAL ROUTING.	82
CREDENZA LOCK CHART	86
GRAIN DIRECTION	88

understanding application guide pages

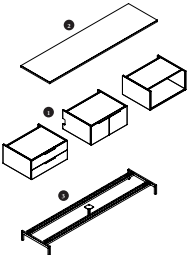
This application guide will include the following types of pages.

application guide

understanding configurable & preconfigured credenzas

Journal credenzas are the building block of workstation configurations.
Credenzas are offered Configurable and Preconfigured to allow for simplicity or flexibility in planning.

configurable credenzas offer specification flexibility



Configurable Credenzas are made up of multiple components that are ordered individually.

- Open and Closed Storage
- Optional Credenza Tops
- Optional Credenza Bases, used on 1 high and 1.5 high credenzas

This Configurable credenza is made up of the following components:

- CJPA U B Pedestal, Unfinished Top, 1 High, Base/Box
- CJCA U Closed Storage, Unfinished Top, 1 High
- CJQA U Open Storage, Unfinished Top, 1 High
- CJCT Credenza Top, 1 High
- CJSB Credenza Base

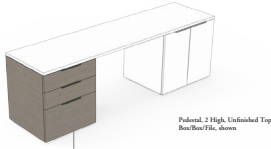
understanding pages

Used to describe the intent and common features of a group of products.

WHAT IS JOURNAL | INDEX | APPLICATION GUIDE | PRICE & PRODUCT GUIDE

configurable credenza pedestal basics

Journal pedestals are used in credenza configurations to provide filing solutions.



Grain Direction

All pedestal handle locations will be centered

Pedestal, 2 High, Unfinished Top, Base/Box/Top, shown

Depth: 20", 24"
Width: 16", 24", 30", 32", 36"

Top style

- Unfinished top
- langkat top

Care Height:

- 1 High - file
- 1.5 High - file
- 2 High - file
- 2.5 High - file

Base Options:

- Standard pedestal
- High elevated by a base (overall height of 25)
- 1.5 High elevated by a base (overall height of 27)

Pedestals cannot be wall-mounted

basics pages

Used to describe the details of each individual product including:

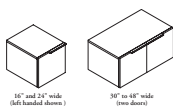
- Product codes
- Dimensions
- Options
- Features
- Links to the price page

WHAT IS JOURNAL | INDEX | APPLICATION GUIDE | PRICE & PRODUCT GUIDE

planning with configurable credenza closed & open storage (continued)

door widths

Closed Storage is available with either one or two doors.



16" and 24" wide (left handle doors)


30" or 48" wide (two doors)

internal shelves

1 High cabinets have no shelves, 1.5 High and 2 High cabinets have one shelf

- Closed cabinets - adjustable shelf
- Open cabinets - fixed shelf

1 High, No Shelf



planning pages

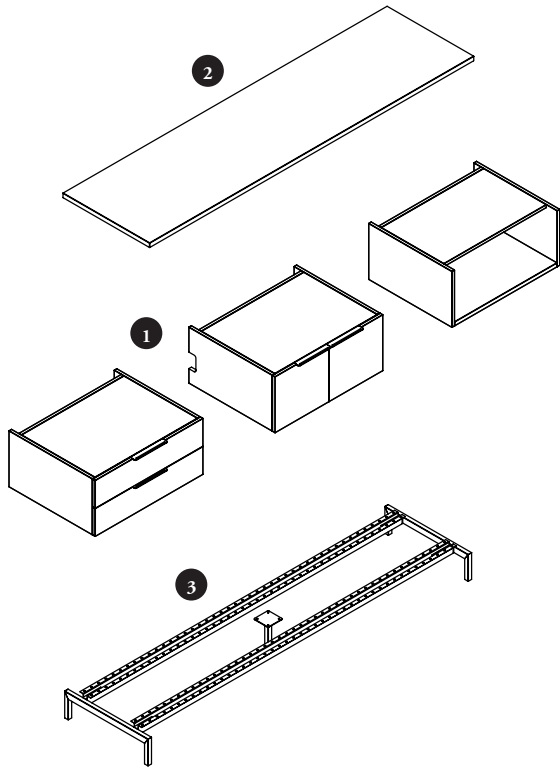
Used to outline the rules and restrictions that should be considered when planning with products.

understanding configurable & preconfigured credenzas

Journal credenzas are the building block of workstation configurations.

Credenzas are offered Configurable and Preconfigured to allow for simplicity or flexibility in planning.

configurable credenzas offer specification flexibility

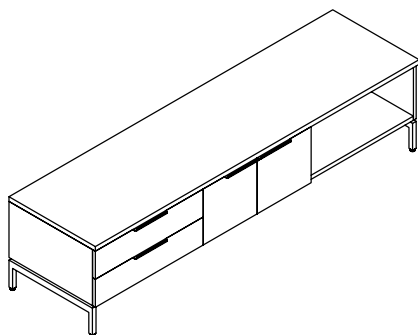


Configurable Credenzas are made up of multiple components that are ordered individually

- 1 Open and Closed Storage
- 2 Optional Credenza Tops
- 3 Optional Credenza Bases, used on 1 high and 1.5 high credenzas

This Configurable credenza is made up of the following components:

- CJPA U B Pedestal, Unfinished Top, 1 High, Box/Box
- CJCA U Closed Storage, Unfinished Top, 1 High
- CJOA U Open Storage, Unfinished Top, 1 High
- CJCT Credenza Top
- CJSB Credenza Base



Preconfigured Credenzas are a complete unit with one product code

- All of the storage sections will be the same width
- Available with two or three storage sections

This Preconfigured credenza is one component:

- CJGA U BCO Finish Top, Three Storage, 1 High Elevated Unfinished Back With Base Left to Right Storage, Box/Box, Closed, Open

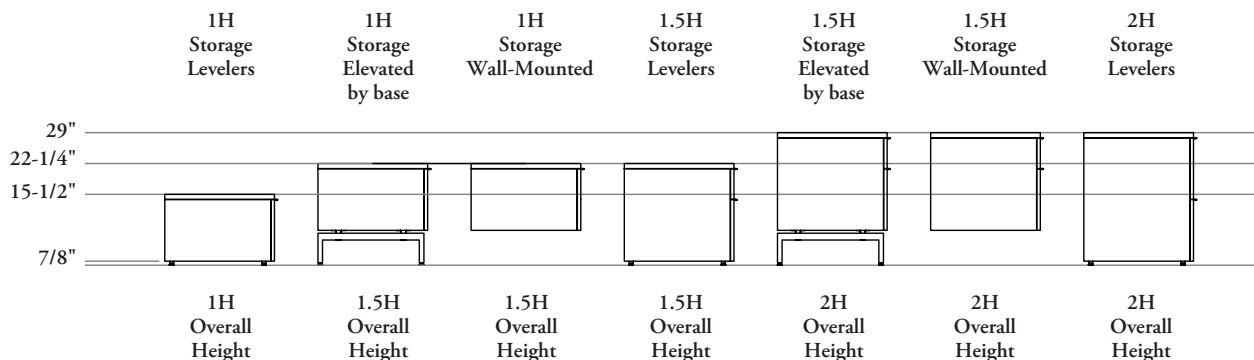
understanding configurable & preconfigured credenzas (continued)

overall storage heights

Credenza Height
 • 1 High
 • 1.5 High
 • 2 High

Formats:
 • with levelers
 • elevated
 • wall-mounted

Credenzas are sized so that regardless of the mounting method, heights are consistent



Standard Levelers = Overall height matches the Case Height

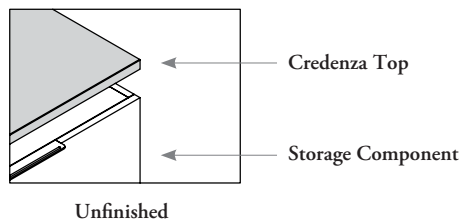
Elevated Wall Mount = Overall Height increases by 0.5 High (7-5/8")

Elevated Metal Base = Overall Height increases by 0.5 High (7-5/8")

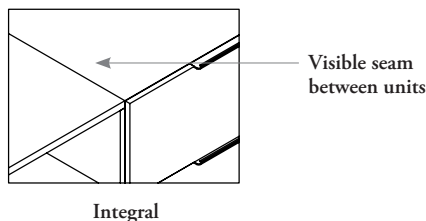
credenza top styles

Configurable Credenzas

Two options are available:



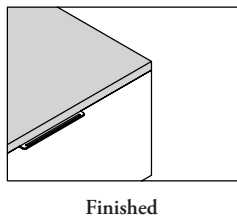
- Tops of the individual storage components are unfinished
- A Credenza Top must be ordered separately
- The Credenza Top can span across two individual storage units



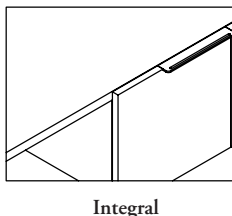
- Tops are finished on each individual storage component, no additional tops are required
- There will be a visible seam between each unit
- The door/drawer fronts cover the edge of the top so no top is visible

Preconfigured Credenzas

Two options are available:



- The credenza is finished with a 1-1/8" top that spans across the entire credenza
- No additional top is required



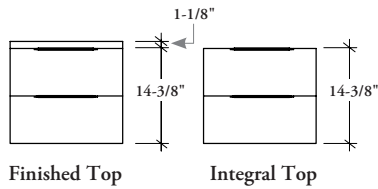
- Top is finished on the entire storage component, no additional top is required
- There will be no visible seam on the unit
- The door/drawer fronts cover the edge of the top so no top edge is visible

understanding configurable & preconfigured credenzas (continued)

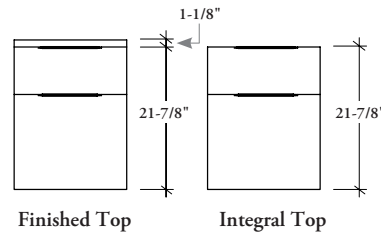
credenza case height vs overall height

Finished tops add 1-1/8" to the overall height of a cabinet.

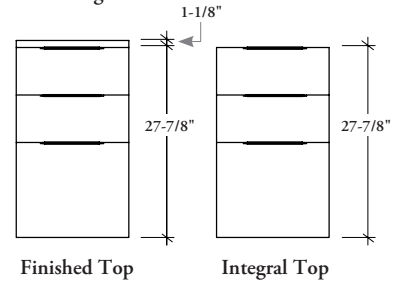
1H Storage



1.5H Storage




2H Storage



credenza backs

Available Back Options:

- Unfinished back
- Finished back
- Wall-mounted
- Electrical access back



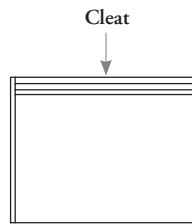
Unfinished Back

Provides a 2" gap behind the unit to allow for wire management.



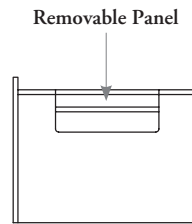
Finished Back

Used flush against a wall or in an open configuration where the back is visible.



Wall-Mounted

Provides a gap for wall cleats and wire management notches.



Electrical Access Back

Provides direct access to the wall with a removable panel.

configurable credenza pedestal basics

Journal pedestals are used in credenza configurations to provide filing solutions.



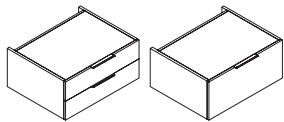
Pedestal, 2 High, Unfinished Top, Box/Box/File, shown

All pedestal handle locations will be centered

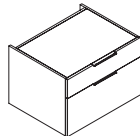
Depth: 20", 24"
 Width: 16", 24", 30", 32", 36"
 Top styles:
 • Unfinished tops
 • Integral tops

Case Height:
 • 1 High
 - box/box
 - file
 • 1.5 High
 - box/file
 • 2 High
 - box/box/file
 - file/file

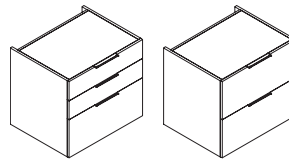
Base Options:
 • Standard levelers
 • 1 high elevated by a base (overall height of 1.5)
 • 1.5 high elevated by a base (overall height of 2)
 Pedestals **cannot** be wall-mounted



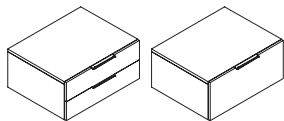
Pedestal, Unfinished Top, 1 High (CJPA)



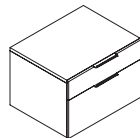
Pedestal, Unfinished Top, 1.5 High (CJPB)



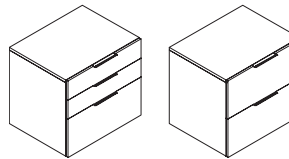
Pedestal, Unfinished Top, 2 High (CJPC)



Pedestal, Integral Top, 1 High (CJPX)



Pedestal, Integral Top, 1.5 High (CJPY)



Pedestal, Integral Top, 2 High (CJPZ)

configurable credenza closed storage basics

Journal closed storage is used in credenza configurations to provide closed storage solutions.



Closed Storage, 2 High, Unfinished Top, shown

Depth: 20", 24"

Width: 16", 24", 30", 32", 36", 42", 48"

- 42" and 48" widths have a center gable and two doors
- 1.5 High and 2 High have an internal shelf at the 1 High location

Case Height:

- 1 High
- 1.5 High
- 2 High

Case Styles:

- Standard levelers
- Elevated by a base
- Wall Mount (only available with 20" deep closed storage)

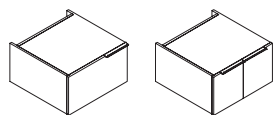
Base Options:

- Standard levelers
- 1 high elevated by a base (overall height of 1.5)
- 1.5 high elevated by a base (overall ht of 2)

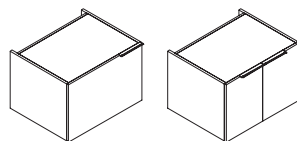
Handedness:

- On single door cabinets, the handedness is determined by the location of the hinge

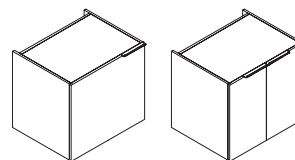
Electrical Access back available



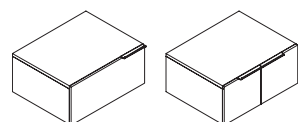
Closed Storage, Unfinished Top, 1 High (CJCA)



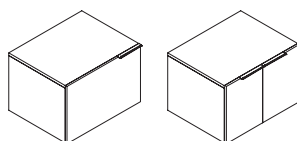
Closed Storage, Unfinished Top, 1.5 High (CJCB)



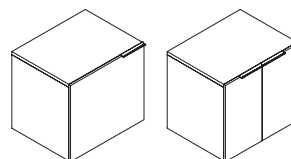
Closed Storage, Unfinished Top, 2 High (CJCC)



Closed Storage, Integral Top, 1 High (CJCX)



Closed Storage, Integral Top, 1.5 High (CJCY)



Closed Storage, Integral Top, 2 High (CJCZ)

configurable credenza open storage basics

Journal open storage is used in credenza configurations to provide open storage solutions.



Open Storage, 2 High, Unfinished Top, shown

Depth: 20", 24"

Width: 16", 24", 30", 32", 36", 42", 48"

- 42" and 48" widths have a center gable and two doors
- 1.5 High and 2 High have an internal shelf at the 1 High location

Case Height:

- 1 High
- 1.5 High
- 2 High

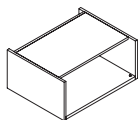
Case Styles:

- Standard levelers
- Elevated by a base
- Wall Mount (only available with 20" deep closed storage)

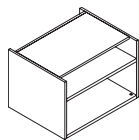
Base Options:

- Standard levelers
- 1 high elevated by a base (overall height of 1.5)
- 1.5 high elevated by a base (overall height of 2)

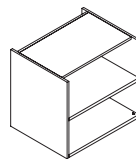
Electrical Access back available



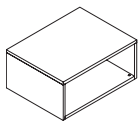
Open Storage, Unfinished Top, 1 High (CJOA)



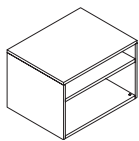
Open Storage, Unfinished Top, 1.5 High (CJOB)



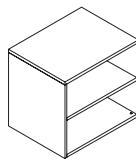
Open Storage, Unfinished Top, 2 High (CJOC)



Open Storage, Integral Top, 1 High (CJOX)



Open Storage, Integral Top, 1.5 High (CJOY)



Open Storage, Integral Top, 2 High (CJOZ)

planning with configurable credenza closed & open storage

The following should be considered when planning with configurable credenzas.

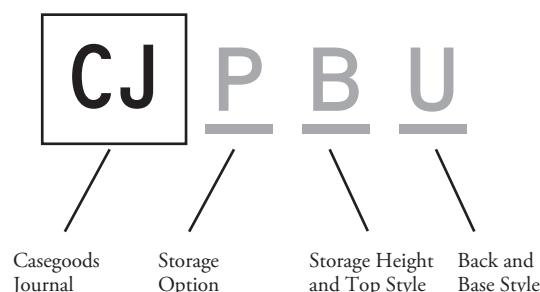
coding

Credenza coding is structured to describe the following:

- Storage type
- Storage height
- Overall case height

This is helpful in determining how to group similar products.

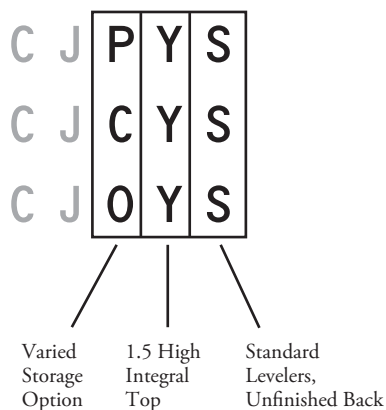
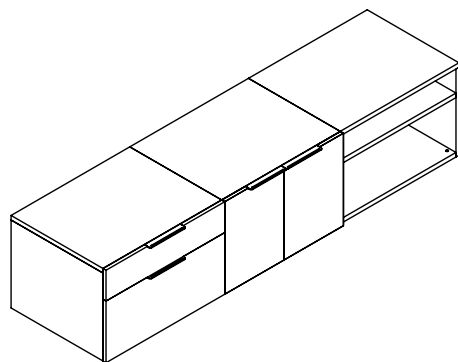
Example: CJPBU = Pedestal, Unfinished Top, 1.5 High, Elevated by base: Unfinished back



Example:

- Storage heights and top styles are equal
- Back and base style are equal
- Only the storage options vary

This indicates that these components can be grouped into the same configuration.



Storage Option Codes:

- (C) Closed
- (O) Open
- (P) Pedestal
 - (1H,B) Box/Box
 - (1.5H,B) Box/File
 - (2H,B) Box/Box/File
 - (1H,F) File
 - (2H,F) File/File

Storage Height Codes

- Unfinished Top (Requires top to be ordered separately)
 - (A) 1 High
 - (B) 1.5 High
 - (C) 2 High
- Integrated Top
 - (X) 1 High
 - (Y) 1.5 High
 - (Z) 2 High

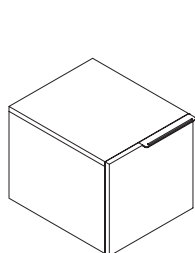
Back and Base Codes

- (S) Standard Levelers, Unfinished Back
- (F) Standard Levelers, Finished Back
- (A) Standard Levelers, Electrical Access to Back (Open and closed storage only)
- (W) Elevated: Wall-Mounted (Open and closed storage only, available in 20" depth only)
- (M) Elevated: Wall-Mounted Electrical Access Back (Open and closed storage only, available in 20" depth only)
- (U) Elevated by Base: Unfinished Back (Base ordered separately)
- (B) Elevated by Base: Finished Back (Base ordered separately)
- (E) Elevated by Base: Electrical Access Back (Open and closed storage only, base ordered separately)

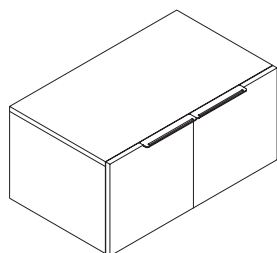
planning with configurable credenza closed & open storage (continued)

door widths

Closed Storage is available with either one or two doors.



16" and 24" wide
(left handed shown)

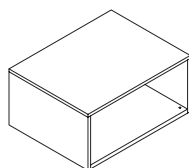
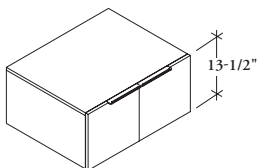


30" to 48" wide
(two doors)

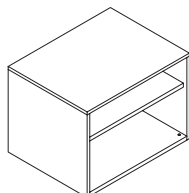
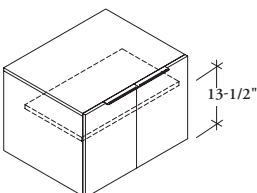
internal shelves

1 High cabinets have no shelves, 1.5 High and 2 High cabinets have one height-adjustable shelf.

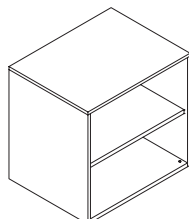
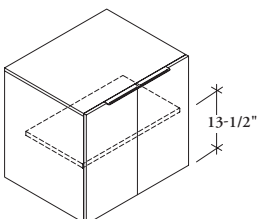
1 High, No Shelf



1.5 High



2 High

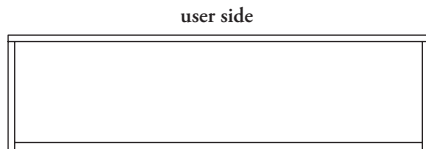


planning with configurable credenza closed & open storage (continued)

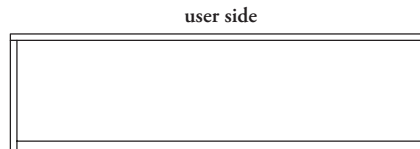
wall-mounting

- 1 High and 1.5 High Open and Closed credenzas can be mounted to a wall
- Pedestals **cannot** be mounted to a wall
- Cabinets specified with the wall-mounted option will be notched to allow for a mounting bracket
- Notched units are handed, the handedness is determined by the location of the notch when viewed from the front

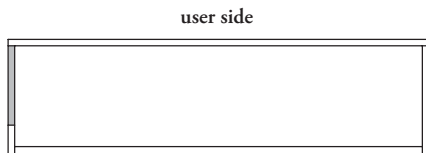
Note: Proper Blocking is required for wall-mounting and will vary depending on wall construction.



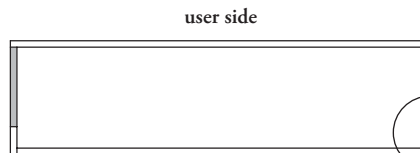
No notch on back side used when no cabinets are mounted on either side



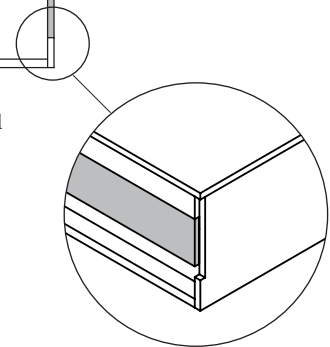
Left notch on back side used when a second cabinet is being mounted on the left side



Right notch on back side used when a second cabinet is being mounted on the right side



Both notches on back side used when additional cabinets are being mounted on both sides



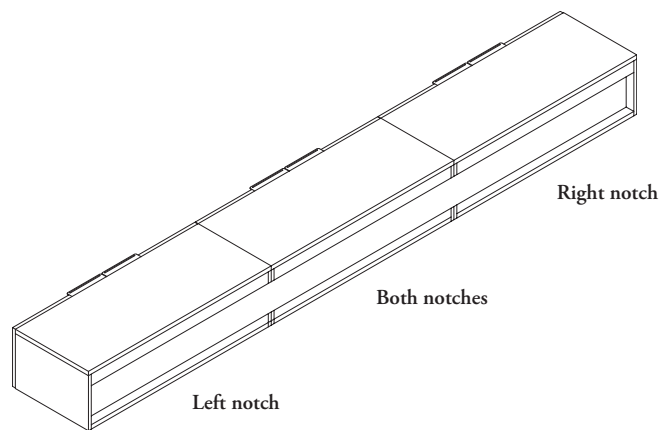
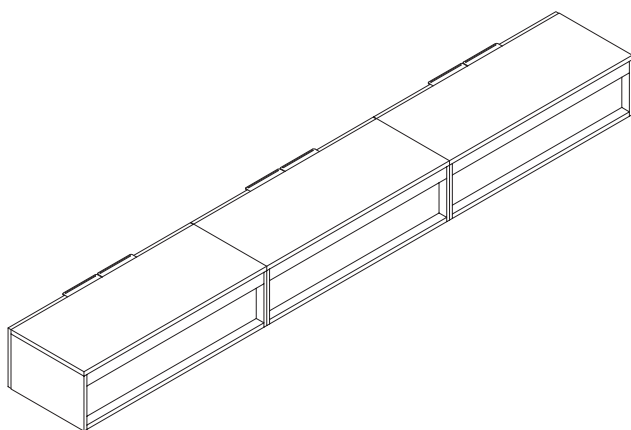
Wall Cleat fits inside of the notch

Storage Cabinets with the wall-mounted option will include one individual wall cleat.

- Each cabinet can be mounted individually

For ease of installation and alignment with wall studs, the Wall Rail, Wood (CJXW) can be used.

- This provides one continuous cleat across the back of all units in a configuration
- All units must have a notch to accommodate the cleat

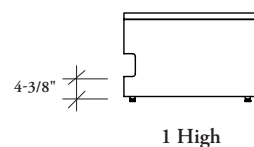
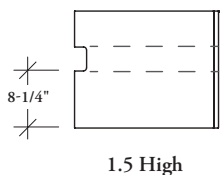
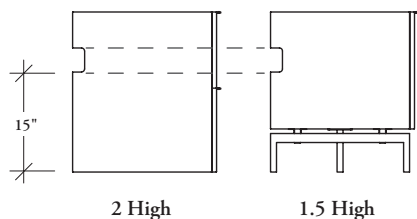


planning electrical for configurable credenzas

The following should be considered when planning with electrical for configurable credenzas.

wire management notch option

- An optional notch is available to allow cables to pass through the back of credenza units that have a recessed back
- Notches are on the back side gables
- 2" deep x 4" high



2 High overall height

Notch location is 15" above the floor to the bottom of the notch.

The following units will align:

- 2 High credenzas
- 1.5 High credenzas elevated by a base
- Wall-mounted units

1.5 High overall height

Notch location is 8-1/4" above the floor to the bottom of the notch.

The following unit will align:

- 1.5 High Credenzas only

Will **not** align with:

- 1 High elevated by base credenzas
- 1.5 High credenzas elevated by a base
- Wall-mounted units

1 High overall height

Notch locations:

- 4-3/8" above the floor to the bottom of the notch when used with levelers
- 11-3/8" above the floor to the bottom of the notch when elevated by a base

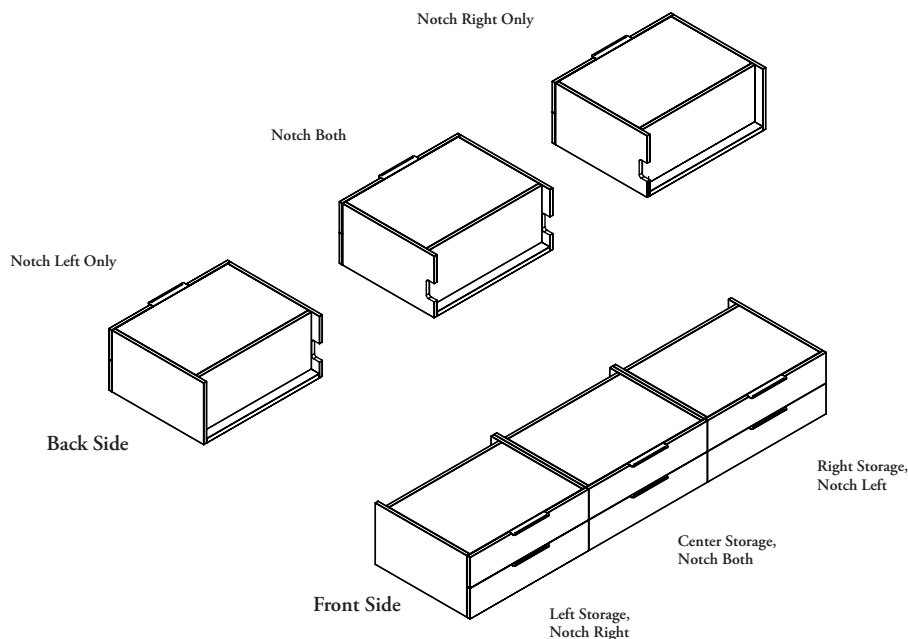
The following units will not align:

- 2 High credenzas
- 1.5 High credenzas elevated by a base
- Wall-mounted units

The notch can be specified

- Left
- Right
- Both

Handedness is determined by the location of the notch when viewed from the front.



planning electrical for configurable credenzas (continued)

integral top closed and open storage electrical options

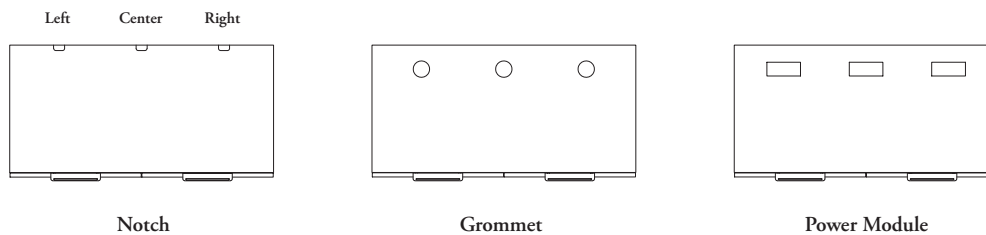
There are several options for electrical options in configurable credenzas

Unfinished Back

The Integral Top provides options for electrical access when the Access Back is specified.

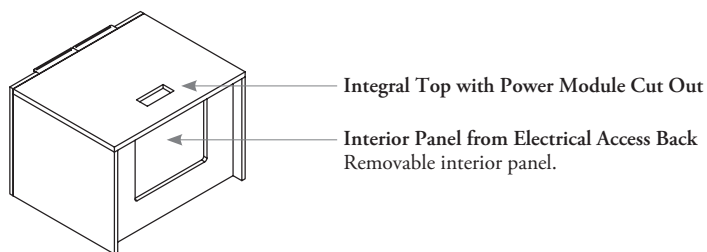
- Electrical cut out options:
 - 2" wide x 1-3/8" deep notch
 - 3" round grommet
 - Power module
- Electrical cut out locations:
 - Left
 - Right
 - Center (not available on units under 24" wide)

Unfinished tops have no electrical options, the cut outs will be in the credenza top.



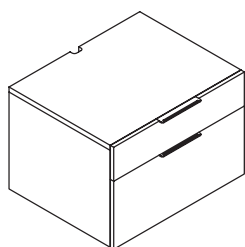
Electrical Access Back

Has an additional removable interior panel for access to electrical cables and wall receptacles.



integral pedestal 2" notch option

- The 2" notch is centered along the back edge of the unit
- Unfinished tops have no electrical options, the cut outs will be in the credenza top



configurable credenza top basics

Journal credenza tops mount to storage units with unfinished tops to create complete configurations or open knee spaces.



Credenza Top for Freestanding Storage, shown

Depth:

- Credenza Top for Freestanding Storage: 20", 24"
- Credenza Top for Wall-Mounted Storage: 20" only

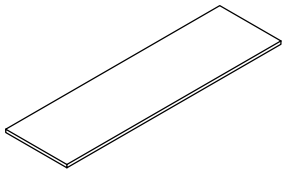
Width:

- 6", 24", 30", 32", 36", 40", 42", 46", 48", 52", 54", 56", 60", 62", 64", 66", 68", 72", 76", 78", 80", 84", 90", 92", 96", 102", 108", 114", 120"

Top Options:

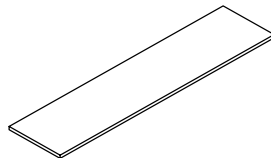
- Credenza Top for Freestanding Storage
- Credenza Top for Wall-Mounted Storage

Laminate finish are only available up to 96" wide.



Credenza Top for Freestanding Storage (CJCT)

- Used when no wall mounted storage is above



Credenza Top, for Wall Mount Storage (CJCM)

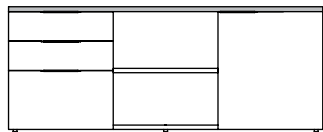
- Is a shallower depth and used with overhead storage to allow cables to pass behind the credenza

planning with configurable credenza tops

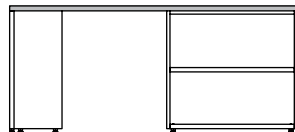
The following should be considered when planning with Credenza Tops.

Credenza tops can be used in two ways:

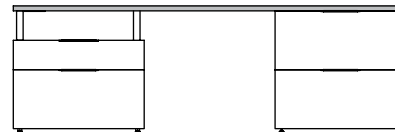
- To create full credenzas using storage units only
- To create credenzas with knee spaces



- Configurable Storage with Unfinished Top
- Credenza Top



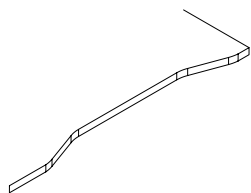
- Configurable Open Storage with Unfinished Top
- Gables
- Credenza Top



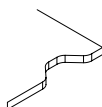
- 2 High Pedestal with Unfinished Top
- 1.5 High Pedestal with Finished Top Spacers
- Credenza Top

electrical access options

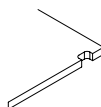
- Electrical access options are integrated into the credenza top
- The follow options are available:



- Large Scallop (28")**
- Provides a 28" scallop



- Small Scallop (9")**
- Provides a 9" scallop



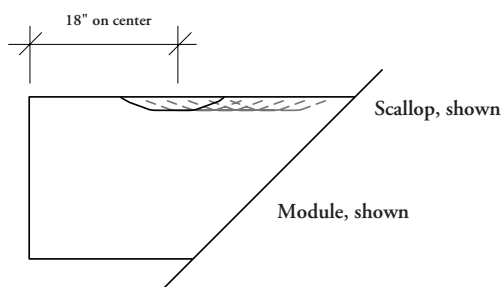
- Power Drop Notch (2")**
- Provides a 2" notch



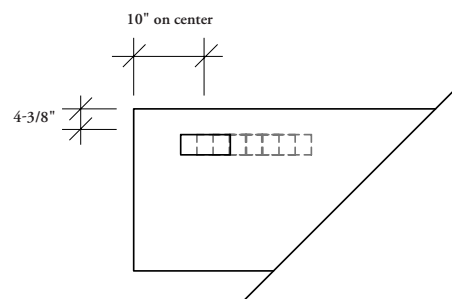
- Module (6")**
- Provides three power and one data port



- Grommet (3" Diameter)**
- Provides a 3" grommet opening



- Large Scallop:**
- Available in 2" increments
 - Must start 18" on center up to 54" on center from the left edge



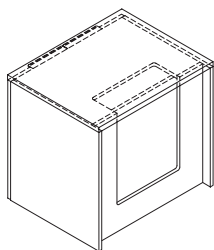
- Grommet and Module Option:**
- Inset 4 3/8" from the back edge
 - Available in 2" increments
 - Must start 10" on center from the edge

planning with configurable credenza tops (continued)

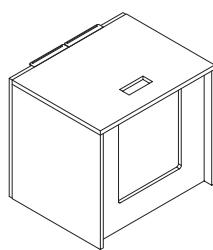
closed and open electrical access back

The electrical cut outs for open or closed storage are available on

- Unfinished top, the cut out will be in the credenza that is added to the credenza
- Integral top, the cut out will be in the top of the credenza



Unfinished Top

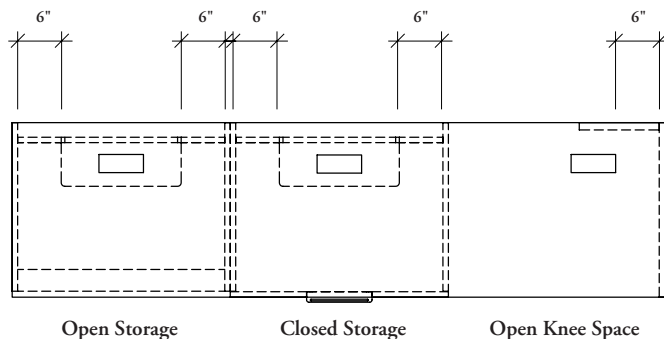


Integral Top

electrical positioning

Electrical cut outs should be inset 6" from either end of a credenza unit

- The cut out cannot be above a gable



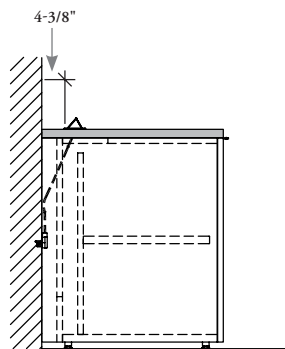
Open Storage

Closed Storage

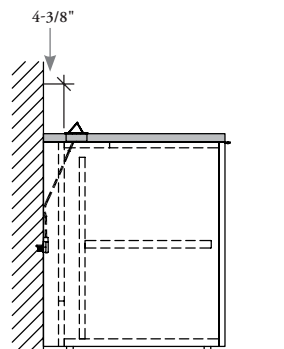
Open Knee Space

cable routing

An unfinished or electrical access back must be specified with the storage unit to allow clearance for cable routing behind the unit.



Module

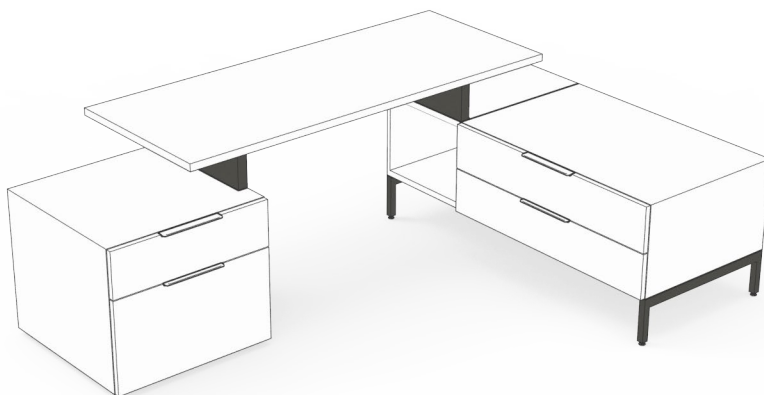


Grommet

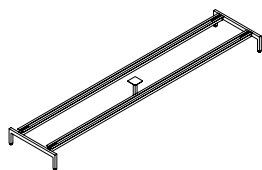
The module and grommet electrical options are the same distance from the back of the credenza top, therefore align with each other.

configurable credenza support basics

Journal provides a collection of supports to create open knee spaces, workstations and multiple credenza configurations.



Credenza Base and Spacer – Support Bracket, shown



Credenza Base (CJSB)

- A metal frame that supports configurable storage components and elevates credenzas
- Leg Thickness: 1"
- Depth: 20", 24"
 - Depth is nominal, actual is 3/4" less to align with credenza
- Width: 16", 24", 30", 32", 36", 40", 42", 46", 48", 52", 54", 56", 60", 62", 64", 66", 68", 72", 78", 84", 90", 96", 102", 108"
 - Bases 72" and wider will have an additional leg for support
- Height: 7-5/8"

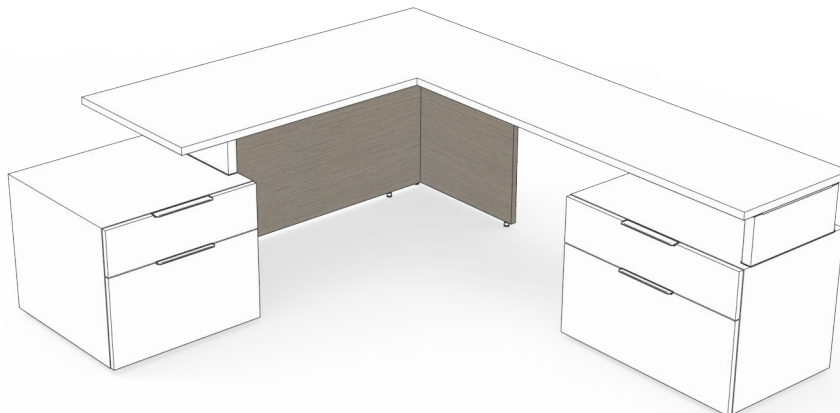


Spacer – Support Bracket (CJSU)

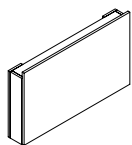
- Used between a storage unit and a credenza top to provide support
- Depth: 16", 20", 24"
- Available Top Options:
 - Integral
 - Finished
- Height:
 - Integral 6-3/4"
 - Finished 5-5/8"

configurable credenza support basics (continued)

Journal provides a collection of supports to create open knee spaces, workstations and multiple credenza configurations.

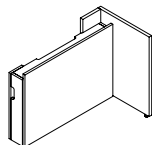


L-Gable, shown



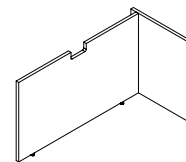
Power Trunk (CJPT)

- Used in the knee space area between two credenzas to allow access to electrical
 - Includes an access panel that lifts off for easy access to cables and wall receptacles
 - Includes a wire management notch
- Height: 29"
- Depth: 6"
- Width: 30", 32", 36", 42", 48", 54", 60"
- Wire Management Notch Locations
 - Left
 - Right
 - Center



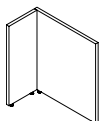
Power Trunk with Gable (CJPTG)

- Used in the knee space area beside a credenza unit on one side
 - Includes an access panel that lifts off for easy access to cables and wall receptacles
 - Includes a wire management notch for electrical
- Height: 29"
- Depth: 20" and 24" to match credenza top depths
- Width: 30", 32", 36", 42", 48", 54", 60"
- Gable Orientation:
 - Left
 - Right



Extended L-Gable (CJGE)

- Used on the end of a credenza configuration to create a closed back knee space opening
 - Back gable extends to meet another storage unit
 - A wire notch can be specified in the back gable and will be opposite the end panel
- Height: 29"
- Depth: 20" and 24" to match credenza top depths
- Width: 30", 32", 36", 42", 48", 54", 60", 64", 66", 72", 78", 84", 90", 96"
- Gable Orientation:
 - Left
 - Right



L-Gable (CJGL)

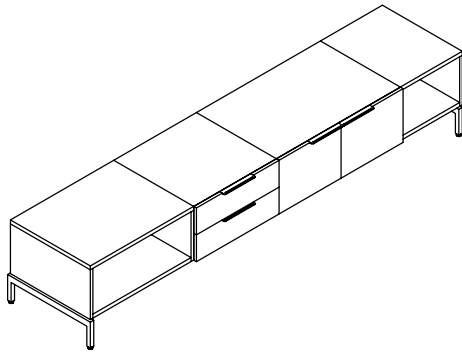
- Used to provide end support knee space areas
- Height: 29"
- Depth: 20" and 24" to match credenza top depths
- Gable Orientation:
 - Left
 - Right

planning with configurable credenza supports

The following should be considered when planning with Journal Supports.

credenza base

- Credenza base is used with configurable storage units to create “elevated by base” credenzas
- Up to four storage units can be used on one base



Credenza Base (CJSB)

spacer – support bracket

Spacers are used on the following configurations:

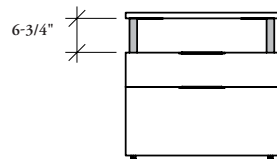
- Between a 1 High credenza and a credenza top
- Between a 1.5 High credenza and a credenza top
- Between a 1.5 High credenza elevated by a base and a credenza top

Spacers are available in various heights

- 5 5/8" for finished tops
- 6 3/4" for integral tops

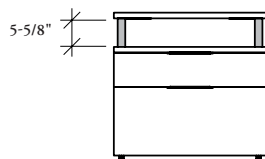
Spacers can be placed on a unit either

- Left
- Right
- Centered



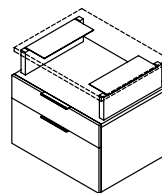
Integral Top

Storage unit with two Spacers and Credenza Top.



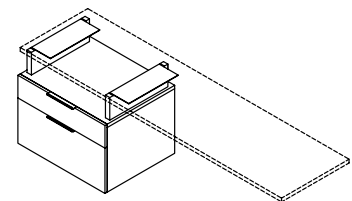
Finished Top

Storage unit with two Spacers and Credenza Top.



Spacer configuration to create an elevated worksurface

- Both spacers face inward over the storage unit



Spacer configuration to create an open knee space

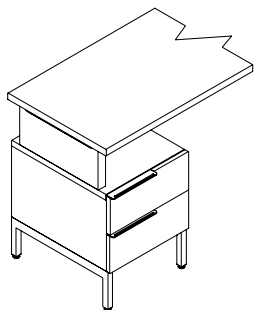
- Spacer faces inward over the storage unit and one faces outward over the knee space

planning with configurable credenza supports (continued)

spacer depths

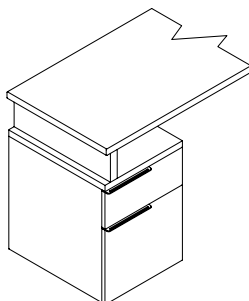
Spacers are available 16", 20" and 24" deep.

Integral Top

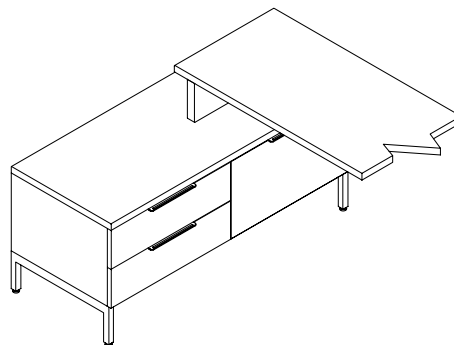


- When used along the depth of a storage unit
- Spacer must be one size smaller to avoid the spacer overlapping the drawer front

Finished Top or Unfinished Top

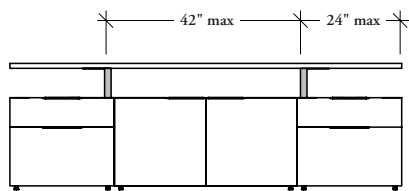


- When used along the depth of a storage unit
- Spacer can be the same depth
 - 6" less than the storage depth
 - Mounts to the credenza top and will not interfere with the door/drawer front

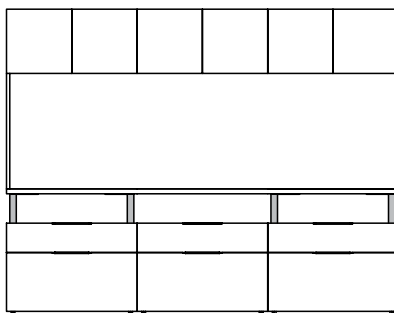


- When used along the width or parallel to the unit
- Spacer depth will match either the case depth or the credenza top depth
 - Can be flush or inset

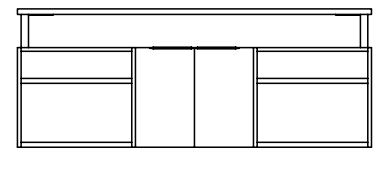
elevated worksurfaces



- Elevated credenza tops do **not** require vertical load transfer, spacers do **not** have to be on the ends of cabinets
- The maximum span between two spacers **cannot** exceed 42"
- Maximum overhang beyond spacers is 24"



When a vertical load transfer is required, the spacers must be placed over the gables of credenza units.

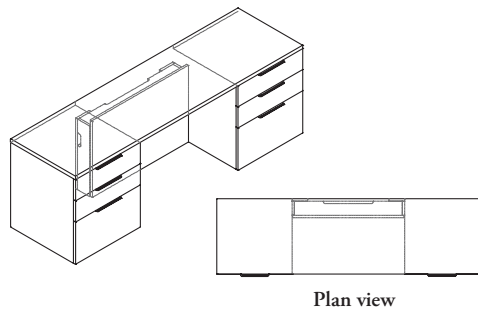


Credenza tops and spacers **cannot** be used on wall-mounted storage.

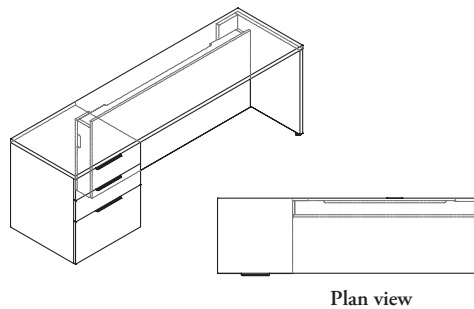
planning with configurable credenza supports (continued)

creating a knee space with supports

Knee spaces can be created in several ways.



Plan view



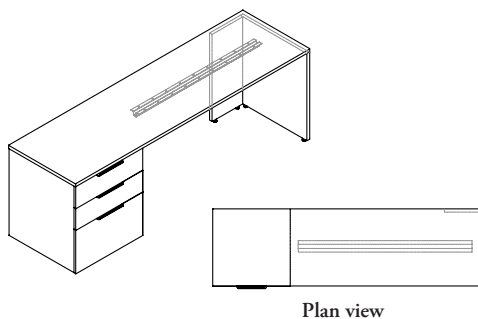
Plan view

Power Trunk

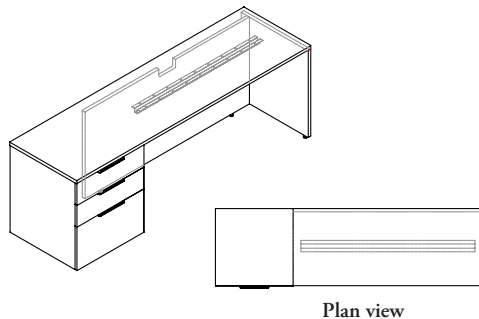
Combining two storage units, a credenza top and a power trunk that allows power access through the power trunk.

Power Trunk with End Gable

Combining one storage unit, a power trunk with end gable and a credenza top that allows power access through the power trunk.



Plan view



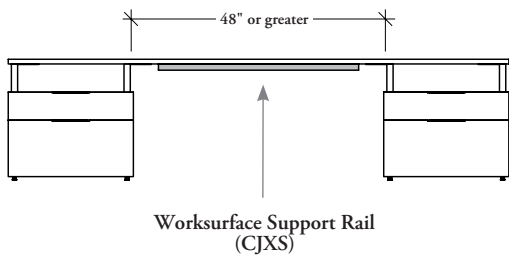
Plan view

L-Gable

Combining one storage unit, a L-Gable and a credenza top, leaving an open space for direct access to wall power.

Extended L-Gable

Combining one storage unit, an Extended L-Gable and a credenza top, providing a notch for access to wall power.

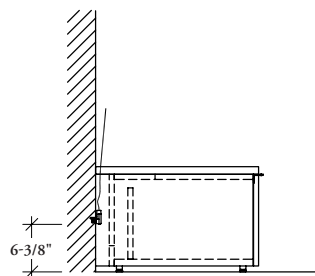


A worksurface support rail must be specified on open knee spaces which are 48" or wider, see *Accessories* section for more details.

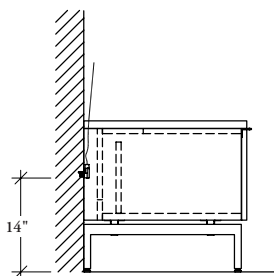
planning with configurable credenza supports (continued)

cable routing

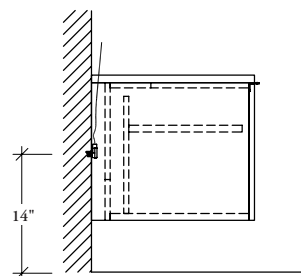
The following illustrates the relationship between overall case height and wall receptacle height required for credenzas placed against the wall. The requirements are the same for both Integral and Finished top credenzas.



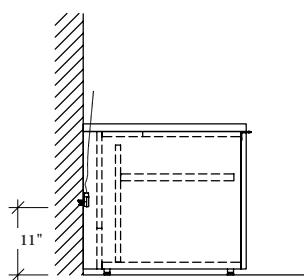
1 High with scallop



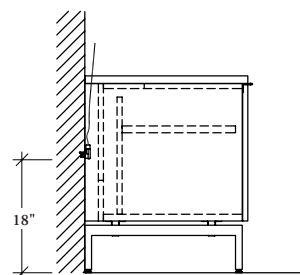
1 High with base and scallop



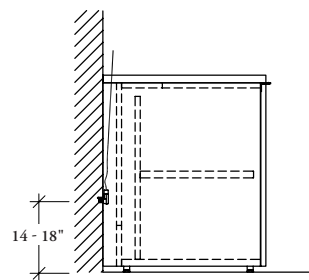
1.5 High wall-mounted with scallop



1.5 High with scallop

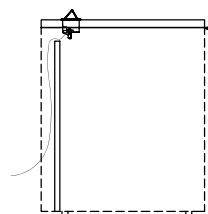


1.5 High with base and scallop



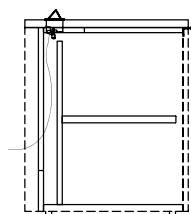
2 High with scallop

The following shows the cable routing space for an extended L-Gable, power trunk and electrical access back.



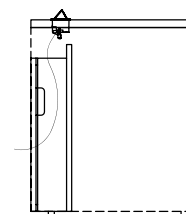
Extended L-Gable

Specified for open knee space applications.



Electrical Access Back

Specified with the storage unit for credenza configurations.



Power Trunk

Specified for open knee space applications.

preconfigured credenza two storage basics

Journal two storage preconfigured credenzas are available in a variety of storage configurations.



Two Storage, 1.5 High, Finished Top, Elevated by Base, Finished Back, Box/File Left, Open Right, shown

Credenzas are available with pedestals and open and closed storage.

Pedestal options include:

- Box/box
- Box/file
- Box/box/file

Depth: 20", 24"

Width: 32", 48", 60", 72"

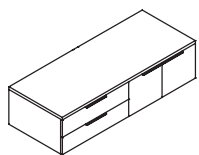
Height: 1, 1.5

Case Options:

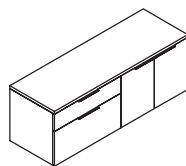
- Standard levelers
- Elevated by a base
- Wall-mounted (only available for 20" depth)

Single door handle location is determined by the location of the handle relative to the hinge

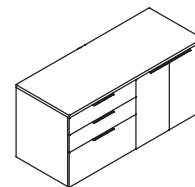
- Left-handed configuration will have the handle on the right
- Right-handed configuration will have the handle on the left



Two Storage, Finished Top 1 High (CJFA)

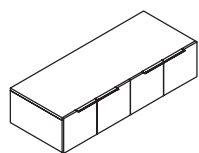


Two Storage, Finished Top 1.5 High (CJFB)

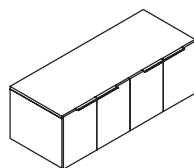


Two Storage, Finished Top 2 High (CJFC)

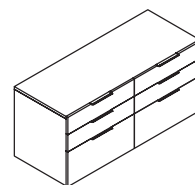
- Cannot be elevated by base or wall-mounted



Two Storage, Integral Top 1 High (CJFX)



Two Storage, Integral Top 1.5 High (CJFY)



Two Storage, Integral Top 2 High (CJFZ)

- Cannot be elevated by base or wall-mounted

preconfigured credenza three storage basics

Journal three storage preconfigured credenzas are available in a variety of storage configurations.



Three Storage, 1.5 High, Finished Top, Elevated by Base, Finished Back, Closed Left, Closed Center, Open Right, shown

Credenzas are available with pedestals and open and closed storage.

Left, Center and Right Storage options:

- Box/Box
- File
- Closed and Open

Depth: 20", 24"

Width: 48", 72", 90", 96"

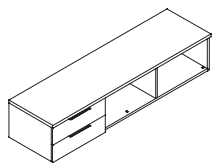
Electrical options are specified with the unit

1 High and 1.5 High options are available:

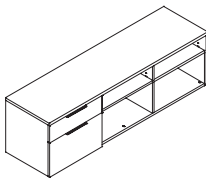
- Standard Levelers
- Elevated by a Base
- Wall-mounted (only available with 20" deep closed storage)

Single door storage handle location is determined by the location of the individual case to the preconfigured unit:

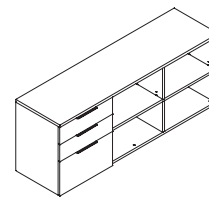
- Left Storage handle will be on the right
- Right Storage handle will be on the left
- Center Storage handle will be on the left



Three Storage, Finished Top 1 High (CJGA)

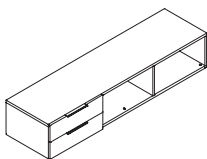


Three Storage, Finished Top 1.5 High (CJGB)

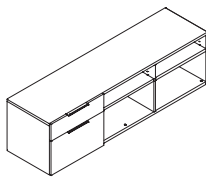


Three Storage, Finished Top 2 High (CJGC)

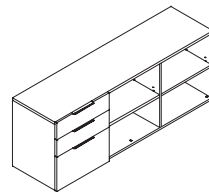
- Cannot be elevated by base or wall-mounted



Three Storage, Integral Top 1 High (CJGX)



Three Storage, Integral Top 1.5 High (CJGY)



Three Storage, Integral Top 2 High (CJGZ)

- Cannot be elevated by base or wall-mounted

planning with preconfigured credenzas

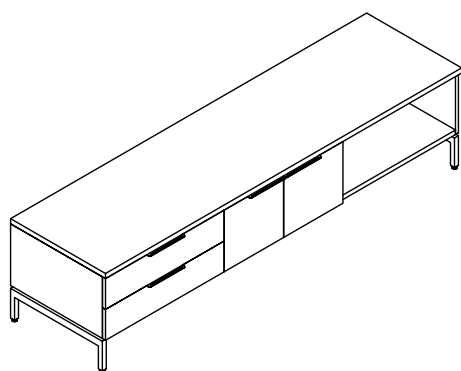
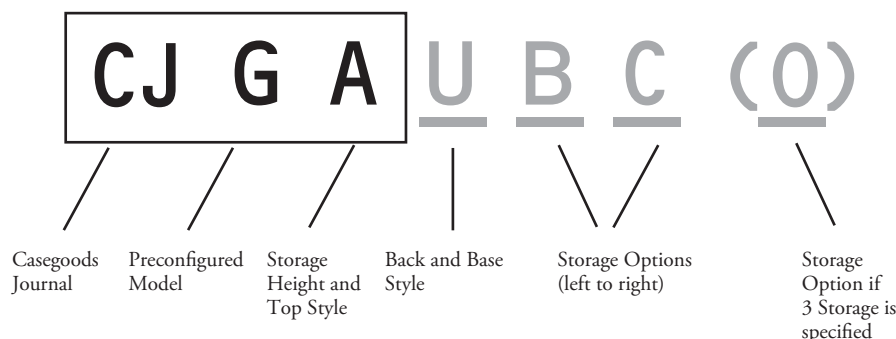
The following should be considered when planning with preconfigured credenzas

coding

When specifying a Preconfigured Credenza only one code is needed

- By cross referencing the code, it is easy to determine what the credenza consists of and how it can be grouped with other products

Example: CJGA U BCO = Finished Top, Three Storage, 1 High, Elevated: Unfinished Back with Base, Left to Right Storage: Box/Box, Closed, Open



Storage Height Codes:

Finished Top (top is included)

- (A) 1 High
- (B) 1.5 High
- (C) 2 High

Integrated Top (no seams are seen between internal cases)

- (X) 1 High
- (Y) 1.5 High
- (Z) 2 High

Back and Base Codes:

- (S) Standard Levelers, Unfinished Back
- (F) Standard Levelers, Finished Back
- (A) Standard Levelers, Electrical Access to Back (Open and closed storage only. Behind any drawer storage option the back will be unfinished)
- (W) Elevated: Wall-Mounted (Open and closed storage only, available in 20" depth only)
- (M) Elevated: Wall-Mounted Electrical Access Back (Open and closed storage only. Behind any drawer storage option the back will be unfinished)
- (U) Elevated by Base: Unfinished Back (Unit includes base)
- (B) Elevated by Base: Finished Back (Unit includes base)
- (E) Elevated by Base: Electrical Access Back (Open and closed storage only. Behind any drawer storage option the back will be unfinished)

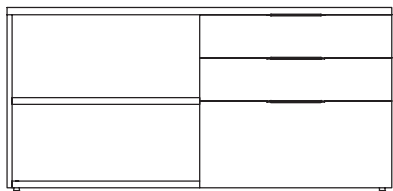
Storage Option Codes:

- (C) Closed
- (O) Open
- (1H,B) Box/Box
- (1.5H,B) Box/File
- (2H,B) Box/Box/File
- (1H,F) File
- (2H,F) File/File

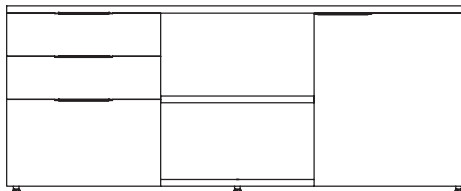
planning with preconfigured credenzas (continued)

The following should be considered when planning with Journal preconfigured credenzas

types of preconfigured credenzas



Two Storage
Two internal Storage options.



Three Storage
Three internal Storage options.

Storage unit configurations are dependent on the case height

Storage Options:

- 1 High: Box/Box, File, Closed and Open
- 1.5 High: Box/File, Closed and Open
- 2 High: Box/Box/File, File/File, Closed and Open

electric access back option

- Cut outs are available to allow access to power
- Available behind open and closed sections only
- On drawer storage the back is unfinished

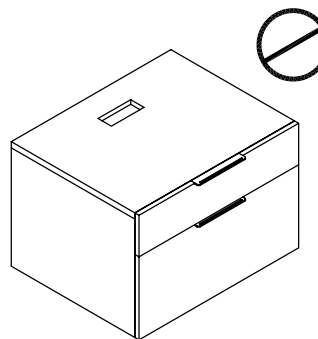
Three cut out options are available

- Small scallop
- 3" round grommet
- Power module

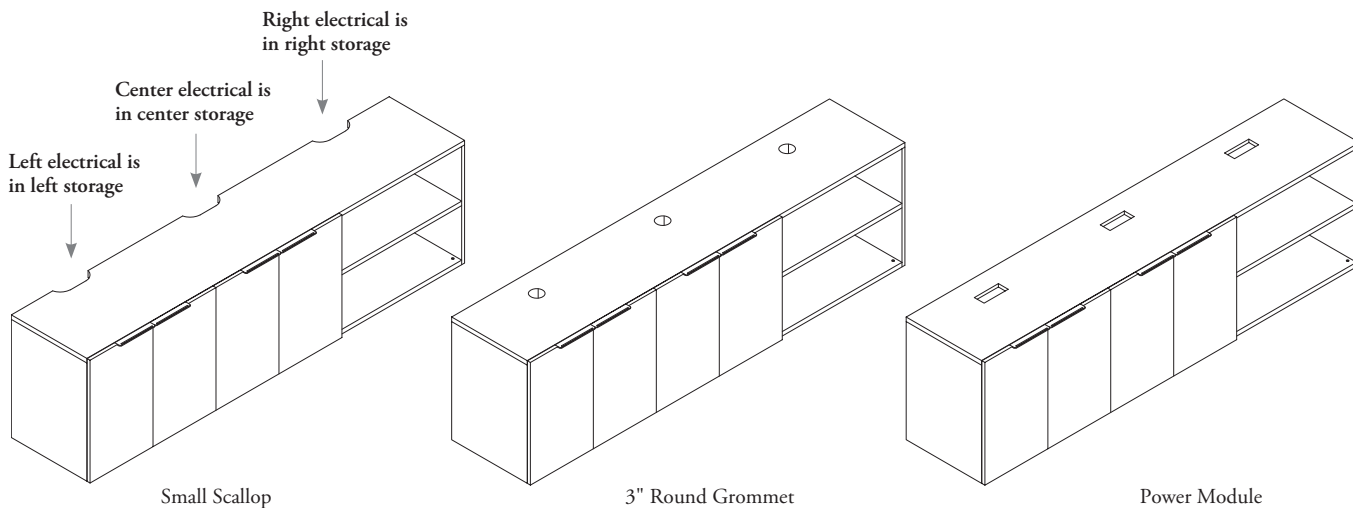
The electrical cut out will be located at the center of each section.

Grommets and modules can only be used in open and closed storage.

When specified on preconfigured credenzas, the electric access back is available only on storage sections reflecting an open or closed configuration. Behind a drawer storage option, the back will be unfinished.



Power **cannot** be specified on a pedestal.

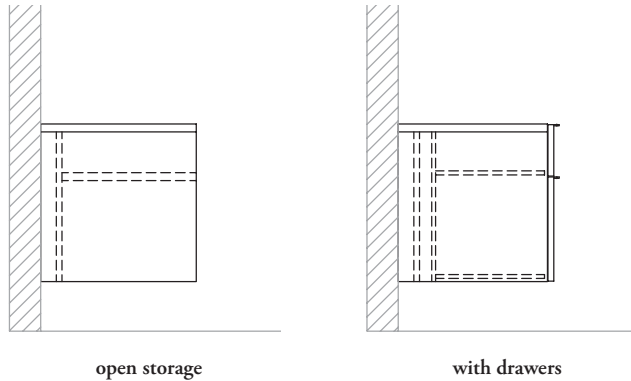


planning with preconfigured credenzas (continued)

wall-mounted back options

- Available for 20" deep units with open or closed internal storage
- Storage with drawers **cannot** be wall-mounted

When mounting storage, proper blocking at the back of the unit must be secure for adequate mounting. Blocking varies per wall construction.



cable routing

The following illustrates the relationship between the overall case height and the wall receptacle location required for credenzas placed against the wall. The requirements are the same for both Integral and Finished top credenzas.

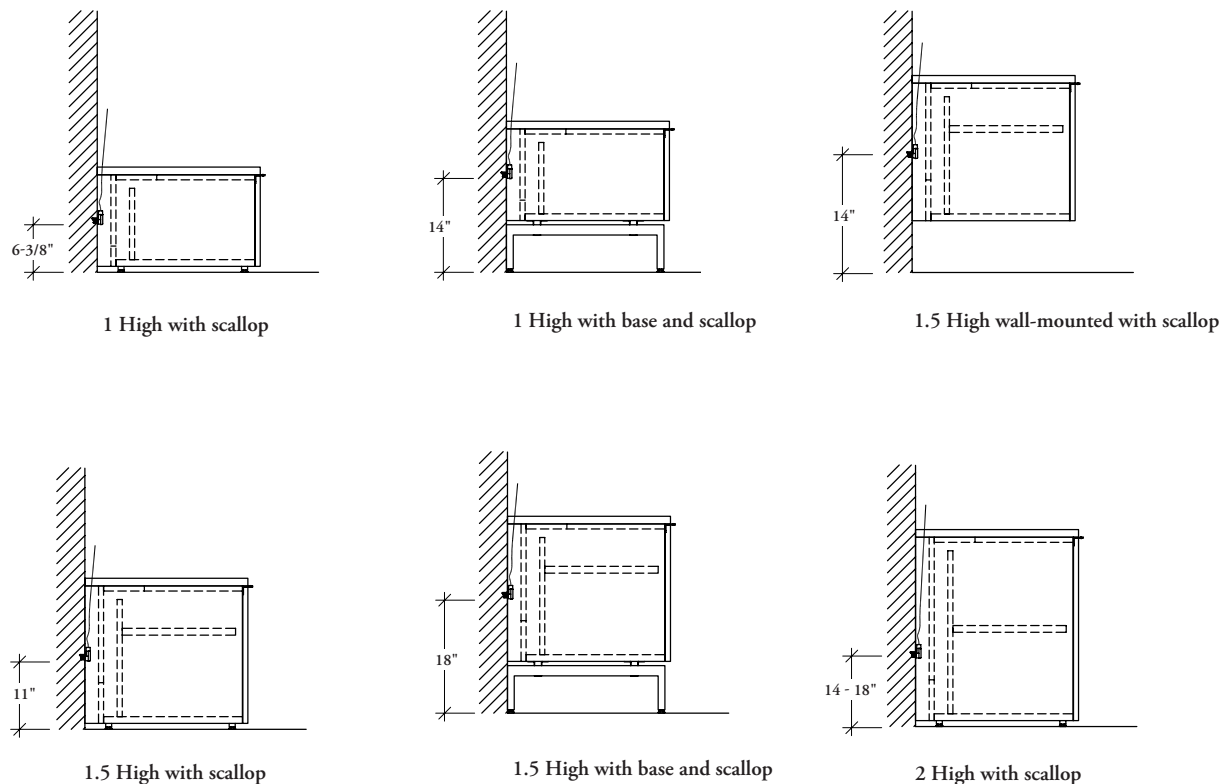


table basics

Journal tables are available fixed or height-adjustable to provide workspaces that easily transition from lounge height to standing height.



Table, Height-Adjustable Leg, shown

Worksurface Styles:

- Rectangular top with square edge
- Eased corners with reversed knife edge

All dimensions are actual sizes

Depth: 32", 38"

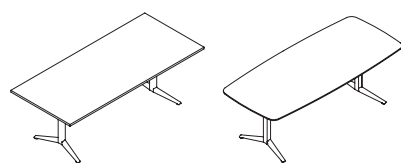
Width: 50", 56", 62", 68", 74", 86"

Worksurface Thicknesses:

- 1-1/8" for Flintwood and Veneer
- 1-3/16" for Laminate

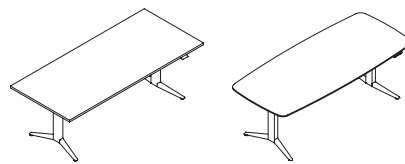
Edge Profiles:

- Flintwood and Veneer have reversed knife edge
- Laminate have flat edge



Table, Fixed Journal Leg (CJTF)

- Height: fixed at 29"
- Electrical options:
 - Grommet
 - Power Module with two Power and Two Data/Voice compatible openings
- 1/4" leveling capability
- Finishes:
 - Base: Foundation, Mica, Accent
 - Worksurface: Journal Laminate (on rectangular top only), Flintwood, Veneer



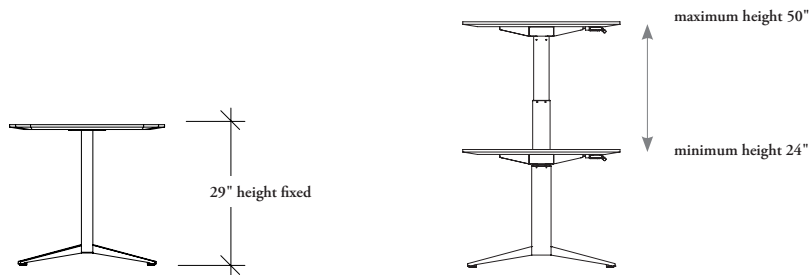
Navigate Table, Height-Adjustable Journal Complete Table (CJTA)

- Extended Electric Base Mechanism with an adjustable range from lounge height of 24" to a standing height of 50"
- Switches are available in three styles:
 - Display with Up/Down Memory
 - Toggle Up/Down (for rectangular top only)
 - Display Toggle with Memory and Navigate GPS (for rectangular top only)
- Electrical Options:
 - Cross channel integrated power bar
 - Undersurface cable manager (cable organizer with or without felt covers or, dual plastic trays with or without a power bar)
 - Vertical Wire Carrier
 - Grommets
- Finishes:
 - Base: Foundation, Mica, Accent
 - Worksurface: Foundation Laminate, Flintwood, Natural Veneer
- For more information about planning with IEC connection and height-adjustability, refer to *Complements: Teknion's Ergonomics & Accessories Program*.

planning with tables

The following should be considered when planning with Journal tables.

table height ranges



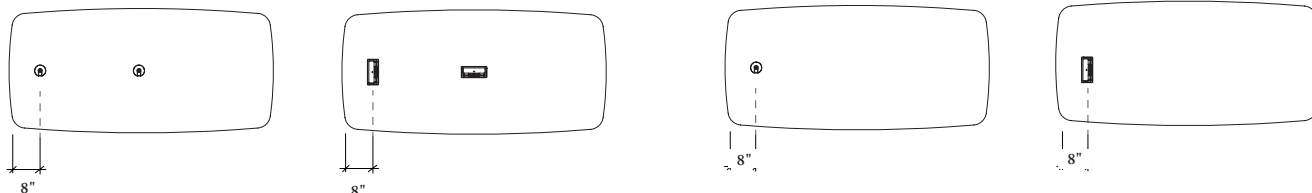
Fixed Height Tables

Height-Adjustable Tables

electrical options

Tables have two options for electrical:

- 3" round grommet
- Power module



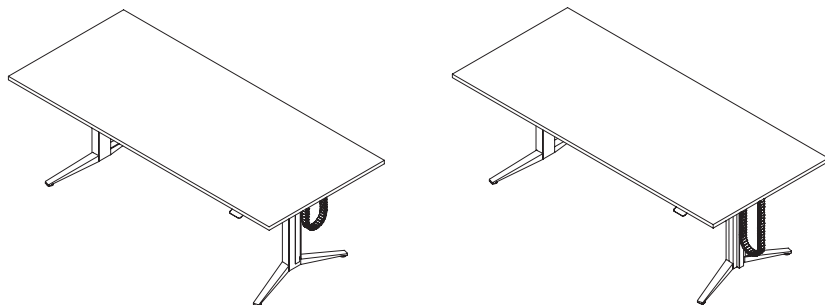
On Fixed Tables electrical can be centered on the workstation or located at the end of the worksurface.

On Height-Adjustable Tables electrical is located at the end of the worksurface only.

vertical wire carrier

Height-Adjustable Tables can be specified with or without a Vertical Wire Carrier. If a Vertical Wire Carrier is specified prior to order, it will come integrated on the outside of the frame's leg.

If the table is specified without a Vertical Wire Carrier and the end user requires a Vertical Wire Carrier after install, then a Vertical Wire Carrier, Journal (YEEE06) can be specified and will be installed on-site on the exterior of the frame's leg.

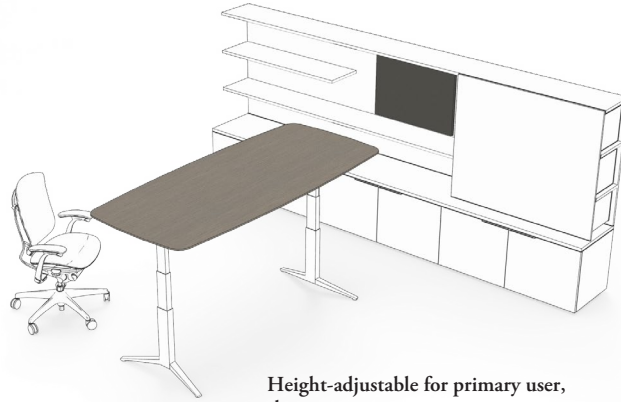


Integrated Vertical Wire Carrier specified and installed on the exterior of the frame's leg.

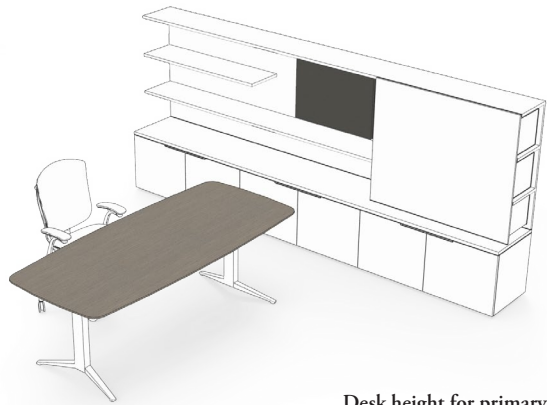
Vertical Wire Carrier (YEEE06) specified and installed on exterior of the frame's leg.

planning with tables (continued)

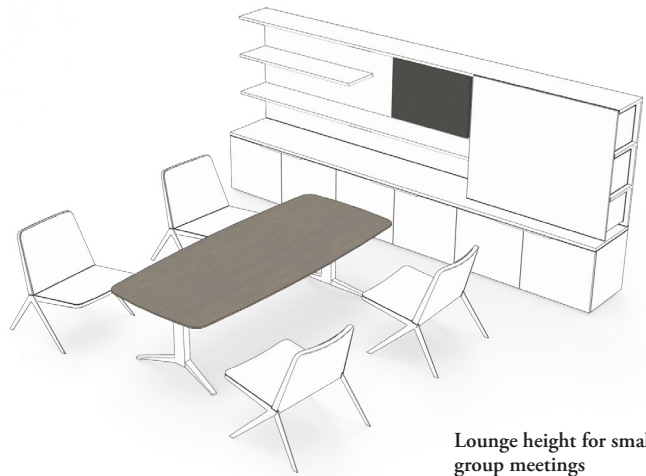
The Height-Adjustable Table is designed to accommodate colleagues and guests, as well as small groups who may convene when the primary occupant of the office is absent. The table allows one to sit or stand while working or during a meeting, contributing to the user's health and vitality.



Height-adjustable for primary user, shown



Desk height for primary occupant



Lounge height for small group meetings

desk basics

Journal desks are preconfigured and provide a more enclosed desk solution.



Desk, 1.5 High, Pedestal Box/File, with Power Trunk, No Notch, shown

Desks are available open or with pedestals and power trunks.

Depth: 30", 32", 36", 42"

Height: 29"

Pedestal Width:

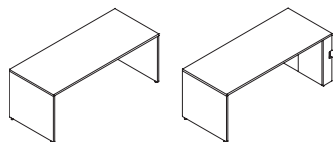
- 16" Standard
- 24" Stretch

Modesties are required on all desks

Modesty Options:

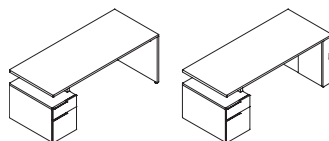
- Full recessed
 - Partial recessed
- Electrical Options:
- Grommet
 - 3 Power, 1 Data Module?

Leveling Capability: 1-1/8"



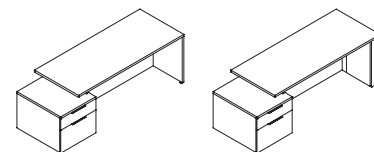
Desks with Gables (CJDG)

- Width: 60", 66", 72", 78", 84", 90", 96"
- End Gable Options:
 - Two end gables
 - One end gable and one power trunk for access to wall outlets



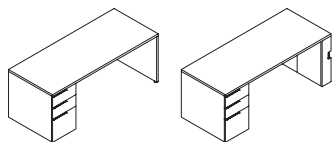
Desk, 1.5 High Pedestal Box/File (CJDL)

- Width: 60", 66", 72", 78", 84", 90", 96"
- End Gable Options:
 - End gable
 - Power trunk for access to wall outlets



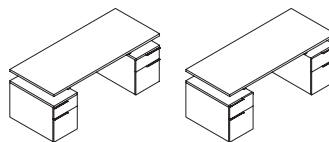
Desk, Stretch 1.5 High Pedestal Box/File (CJDS)

- Width: 60", 66", 72", 78", 84", 90", 96"
- End Gable Options:
 - End gable
 - Power trunk for access to wall outlets



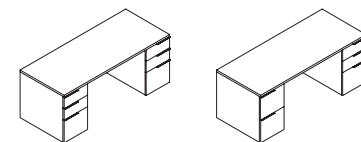
Desk 2 High Pedestal Box/Box/File (CJDP)

- Width: 60", 66", 72", 78", 84", 90", 96"
- End Gable Options:
 - End gable
 - Power trunk for access to wall outlets



Desk, Double 1.5 High Pedestal Box/File (CJDO)

- Width: 66", 72", 78", 84", 90", 96"



Desk, Double 2 High Pedestal (CJDD)


- Width: 66", 72", 78", 84", 90", 96"

planning with desks

The following should be considered when planning with Journal desks.

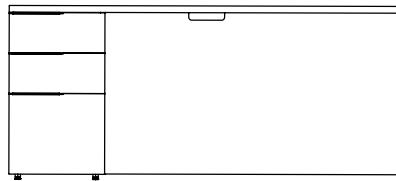
pedestal configurations

1.5 High Single



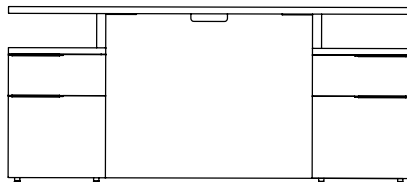
Box/File only on left or right

2 High Single



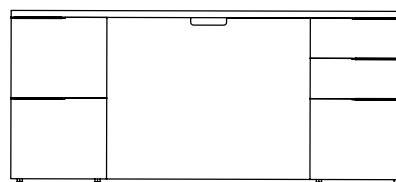
Box/Box/File only on left or right

1.5 High Double



Box/File left and right

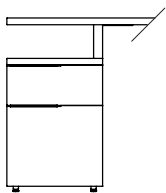
2 High Double



File/File or Box/Box/File on left and right

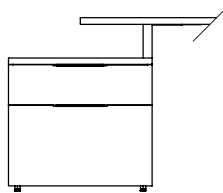
handle locations

Handle locations on pedestals vary depending on the size and configuration of the Pedestal.



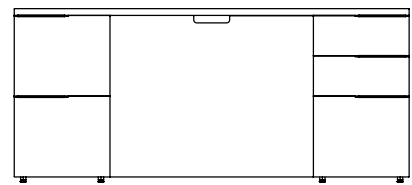
Single Pedestal

16" wide pedestals will have the handle justified to the outside.



Stretch Pedestal

24" wide stretch pedestals will have the handle centered.



Double Pedestal

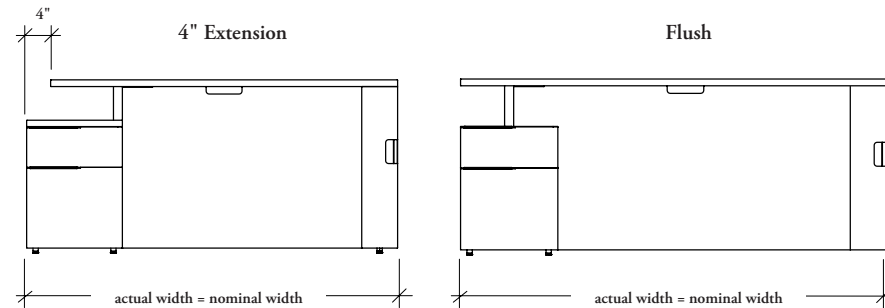
Double pedestal desks will have the handles justified to the outsides.

planning with desks (continued)

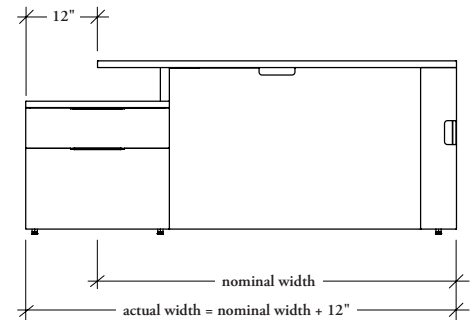
pedestal extensions

Pedestals and Stretch Pedestals are available with extensions that affect the overall width.

Desk, 1.5 High Pedestal Box/File (CJDL)



Desk, Stretch 1.5 High Pedestal Box/File (CJDS)



Two Pedestal options are available

- 4" Extension
- Extension is calculated in the nominal dimension
- Flush

The pedestal extends 12" beyond the worksurface

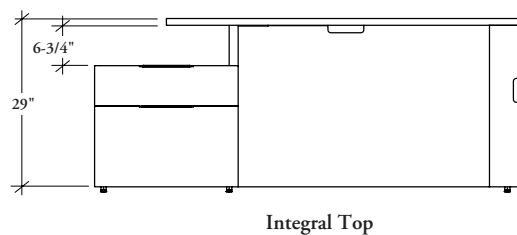
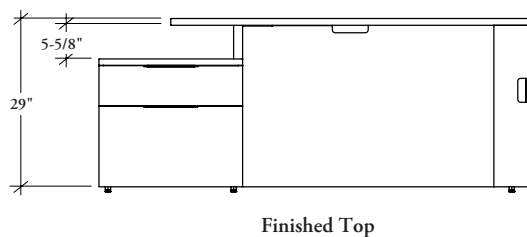
- 12" is not calculated in the nominal dimension
- Actual footprint will be 12" greater than the nominal width

pedestal heights

Desks are available with Finished or Integral Tops on the pedestal to match the aesthetic of surrounding units.

The height of the spacer between will vary.

1.5 High Pedestal Desks (CJDL/CJDS)

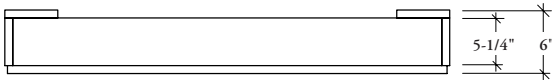
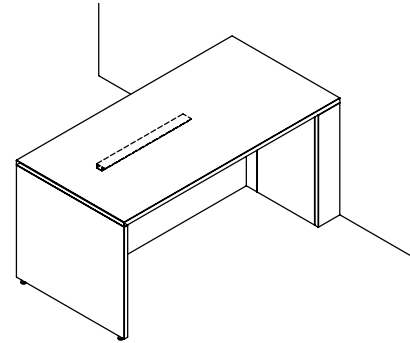
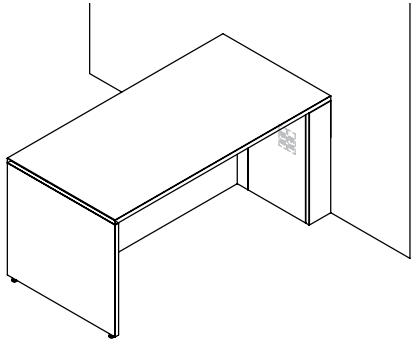


- Finished Top, 5-5/8"
- Integral Top, 6-3/4"
- The overall height includes the 1-1/8" leveling capability

planning with desks (continued)

power trunks

- Provide access to power receptacles in the wall and neatly hide all electrical behind an access door
- Available for Single Pedestal Desks or Gable Desks
- Replaces one gable



Top view of power trunk

- Overall width of the power trunk is 6", the interior width is 5-1/4"
- Depth matches the depth of desk

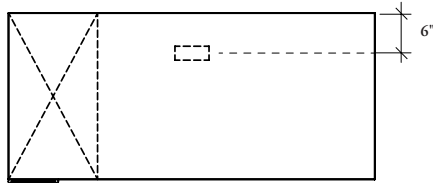
wire managers

Accessories Cable Tray (CJXC)

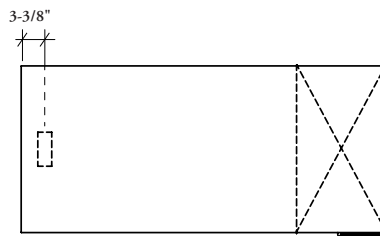
- Attaches to the underside of a desk or table, see *Accessories* section for more details
- Available 24" wide, more the one can be specified on each desk

electrical locations

- Two electrical locations are available:
 - Centered to the worksurface
 - End of the worksurface opposite the pedestal
- Power options are not available above a pedestal



Centered



End

Centered options are inset 6" from the desk edge.

End options are inset 3-3/8" from the desk edge.

run-off basics

Journal run-offs connect perpendicular to a credenza to create an “L” shaped configuration.



Run-Off, Fixed Journal Leg, shown

Height: 29"

Width: 48", 54", 60", 66", 72", 78"

Depth: 30", 32", 36", 42"

Top Thickness:

- Veneer 1-1/8"
- Journal Laminate 1-3/16"
- Flintwood 1-1/8"

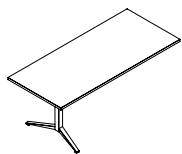
Leveling Capability:

- Run-off with Storage 1 1/8"
- Run-off with Journal Leg 1/4"

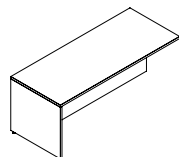
Electrical Options:

- Grommet
- Power module with Two Power and Two Data/
Voice compatible openings

Gable and Modesty Thickness: 1"

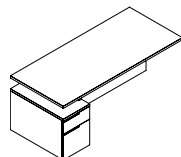


Run-Off, Fixed Journal Leg (CJRF)



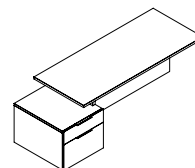
Run-Off, Gable and Modesty (CJRG)

- Modesty is required for structural support
- Modesty Options:
 - Partial Recessed
 - Full Recessed



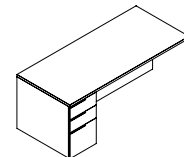
Run-Off, 1.5 High Pedestal Box/File (CJRL)

- Modesty is required for structural support
- Modesty Options:
 - Partial Recessed
 - Full Recessed



Run-Off, Stretch 1.5 High Pedestal Box/File (CJRS)

- Modesty is required for structural support
- Modesty Options:
 - Partial Recessed
 - Full Recessed



Run-Off, 2 High Pedestal Box/Box/File (CJRP)

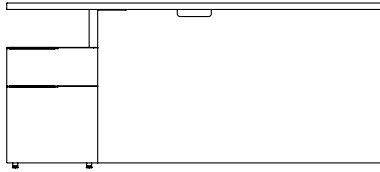
- Modesty is required for structural support
- Modesty Options:
 - Partial Recessed
 - Full Recessed

planning with run-offs

The following should be considered when planning with Journal run-offs.

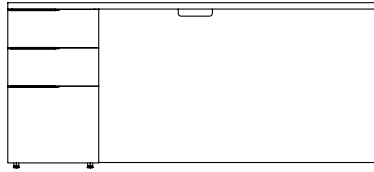
pedestal configurations

1.5 High



Box/File only on Left or Right

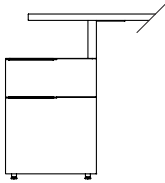
2 High



Box/Box/File only on Left or Right

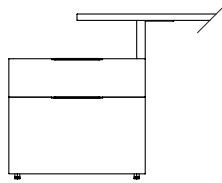
handle locations

Handle locations vary depending on the size and configuration of the Pedestal.



Single Pedestal

The 16" wide Pedestals will have the handle justified to the outside.



Stretch Pedestal

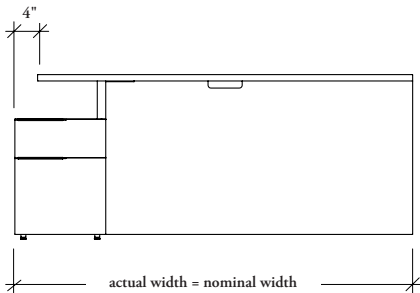
24" wide Stretch Pedestals will have the handle centered.

pedestal extensions

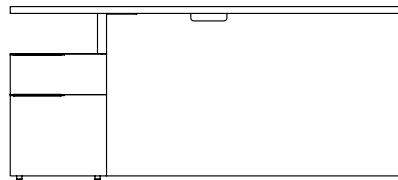
Stretch Pedestals and Pedestals are available with extensions that affect the overall width.

1.5 High Pedestal Run-Off (CJRL)

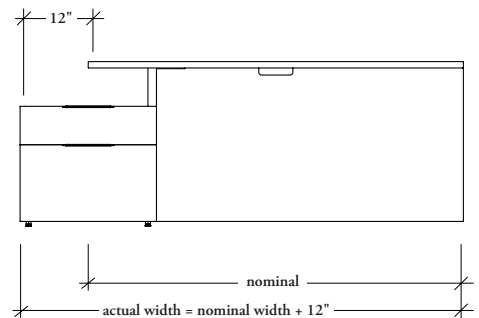
4" Offset



Flush



1.5 High Stretch Pedestal Run-Off (CJRS)



Two options are available:

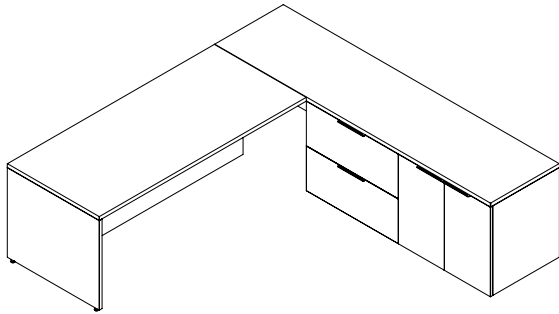
- Flush
- 4" Extension.

On the 4" Extension option the extension is calculated in the nominal dimension, the actual footprint is the same as the nominal size.

Extends 12" beyond the worksurface and the 12" extension is **not** calculated in the nominal dimension, the actual footprint will be 12" greater than the nominal width.

planning with run-offs (continued)

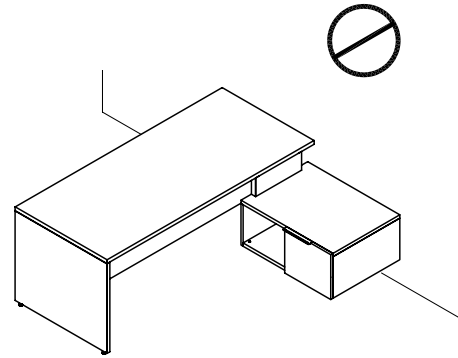
mounting options



Run-Offs mount to an open section of a credenza or a knee space when a credenza top is used.

The same finish type must be used as there is a difference in the thickness of worksurfaces

- Flintwood and Veneer are 1-1/8"
- Laminate is 1-3/16"



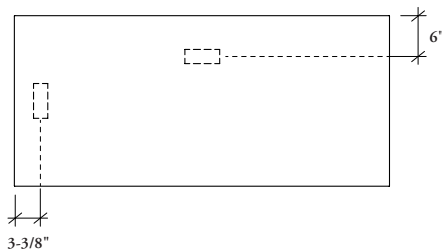
Run-Offs **cannot** connect to any wall-mounted storage units.

electrical locations

- Two electrical locations are available:
 - Centered to the worksurface
 - End of the worksurface opposite the pedestal
- Power options are **not** available above a pedestal

Run-Off, Gable (CJRG)

Run-Off, Fixed Leg (CJRF)

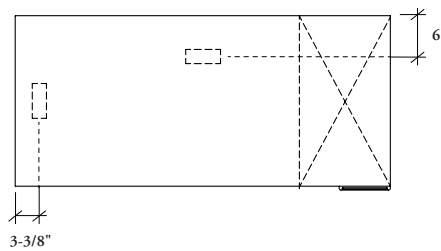


Centered electrical locations are recessed 6" in from the worksurface edge.

Run-Off, Pedestal 1.5 High (CJRL)

Run-Off, Stretch Pedestal 1.5H (CJRS)

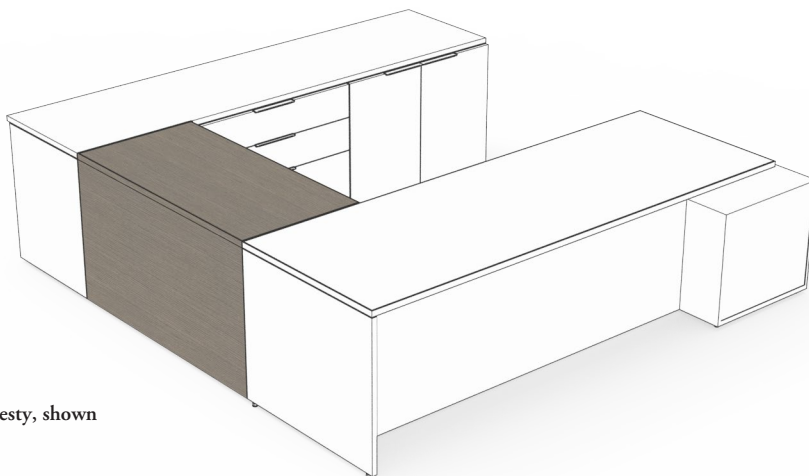
Run-Off, Pedestal 2 High (CJRP)



End electrical locations are recessed 3-3/8" from the edge.

bridge basics

Journal bridges connect to a desk and a 2 high credenza to create a “U” shaped configuration.



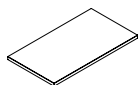
Bridge with Modesty, shown

Depth: 20", 24"

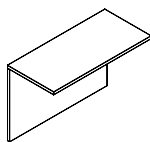
Width: 36", 42", 48", 54", 60"

Bridges connect to a 2 High credenza and desk for an overall height of 29"

- Available with modesty options:
 - Partial Flush
 - Full Flush

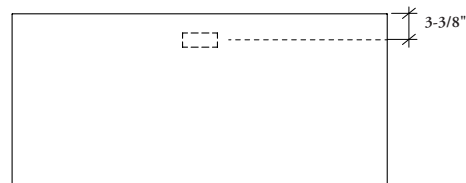


Bridge Worksurface (CJBW)



Bridge with Modesty (CJBM)

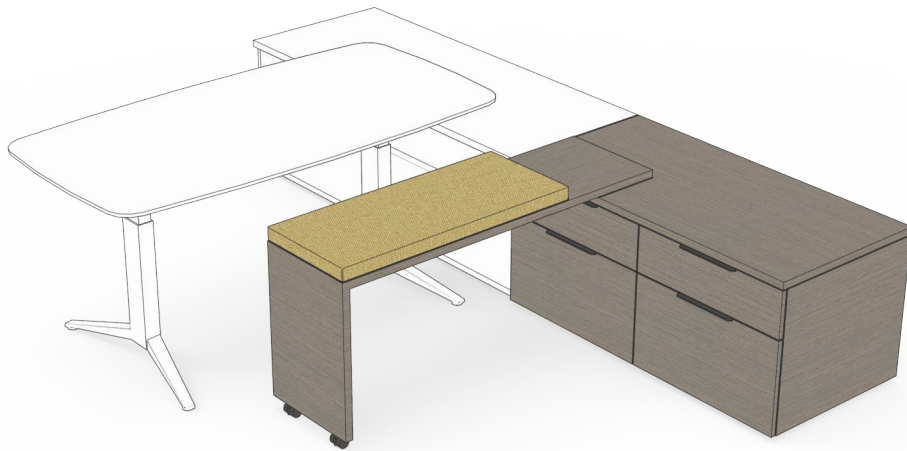
electrical locations



Electrical locations are available centered only and are recessed 3-3/8".

pivot bench basics

Pivot bench provides casual seating similar to a pedestal seat, but with the advantage of pivoting from a parallel position to a perpendicular position, enhancing face-to-face interaction and collaboration.



Pivot Bench, Finished Top, Closed Storage, shown

Benches include a pivot mechanism with 2 height-adjustable casters

Top Styles:

- Integral
- Finished

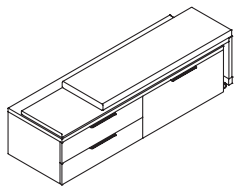
Depth: 20", 24"

Width: 52", 64", 68", 76"

Finished backs

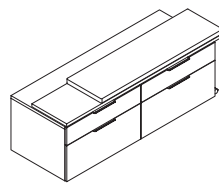
No electrical options

Handedness is determined by the side of the bench with casters



Pivot Bench (CJNN)

- 1 High Bench with internal storage
- Storage Options:
 - Box/box
 - File
 - Open
 - Closed



Pivot Bench 1.5 High (CJNH)

- 1.5 High Bench with internal storage
- Storage Options:
 - Box/file
 - Open
 - Closed

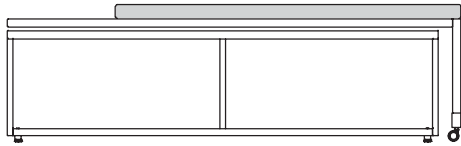
planning with pivot bench

The following should be considered when planning with the pivot bench.

Pivot Benches are available in 2 heights

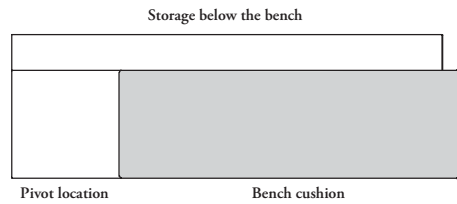
- 1 High
- 1.5 High
- A 7/8" rotation space is included in the dimension

Front View

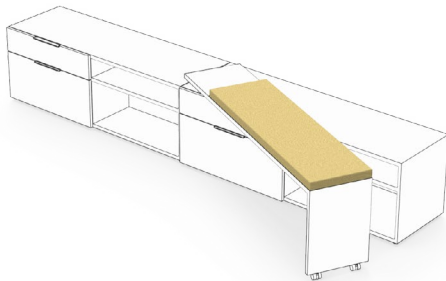


1 High, right bench orientation shown

Top View

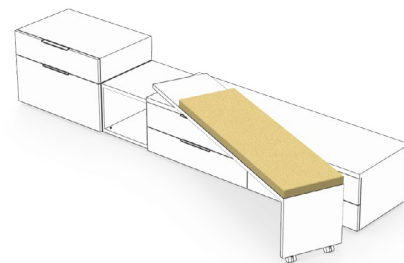


pivot clearances

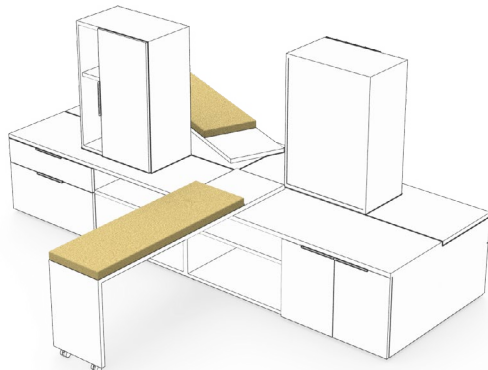


When a Pivot Bench is used adjacent to another storage unit, both need to be the same height

- The bench pivots 6" over the adjacent storage



If 1.5 High storage is required with a 1 High Pivot Bench, there must be a 1 High storage unit between the two units to allow the bench to pivot



Stacking Storage can be used in

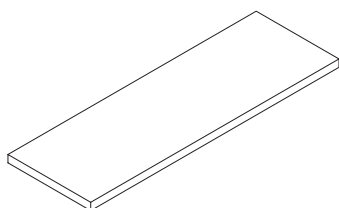
- Back to Back applications
 - there will be sufficient space for the bench to pivot
- Side to Side applications
 - the stacker must be 6" from the end of the cabinet to allow the bench to pivot

flat cushion & bolster basics

Journal flat cushions and bolsters provide credenza top casual lounge or guest seating.

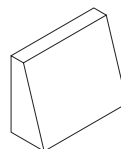


Flat Cushion and Bolster, shown



Flat Cushion (CJCN)

- Fits onto storage credenzas
- Can be loosely fitted or affixed with velcro to the storage
- Depth: 20", 24"
- Width: 24" to 72" in 12" increments
- Thickness: 1-3/4"



Bolster (CJBT)

- Fits on storage or on a Flat Cushion to provide back support
- Depth: 20", 24"
- Height: 16"
- Cushion Width:
 - Top 3"
 - Bottom 8"
- When positioned against a tower, the tower should be anchored to a wall or adjacent storage for stability

understanding wall panels

Journal wall panels provide functionality to a workstation. They can be used individually or mounted above a credenza or below an overhead.

Wall Panels are available in two heights:

- Full Height, which match the overall datum height required
- Under Wall Mount, which mount below a wall-mounted unit (2H, 3H, 4H)

Wall Panel heights vary depending on:

- Credenza top style (Finished or Integral)
- Credenza height (1H, 1.5H, 2H)

The following outlines the heights available for wall panels.

Full Height (CJWT, CJWB, CJWW)

(2HF) – 2 High, Finished Top 27" height

(2HI) – 2 High, Integral Top 28-1/8" height

(2EF) – 2 High Extended, Finished Top 33-3/4" height

(2EI) – 2 High Extended Integral Top 34-7/8" height

(3HF) – 3 High, Finished Top 40-1/2" height

(3HI) – 3 High, Integral Top 41-5/8" height

(3EF) – 3 High Extended Finished Top 47-1/4" height

(3EI) – 3 High Extended Integral Top 48-3/8" height

(4HF) – 4 High, Finished Top 54" height

(4HI) – 4 High, Integral Top 55-1/8" height

Under Wall Mount (CJWUT, CJWUL, CJWUW)

(1EF) – 1 High, Extended, Finished Top 18-1/2" height

(1EI) – 1 High, Extended, Integral Top 19-5/8" height

(2HF) – 2 High, Finished Top 25-1/4" height

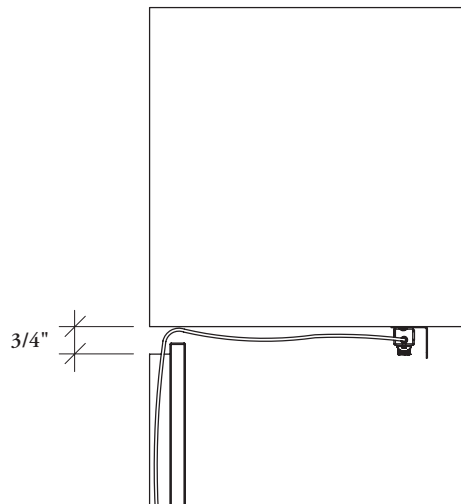
(2HI) – 2 High, Integral Top 26-3/8" height

(2EF) – 2 High Extended, Finished Top 32" height

(2EI) – 2 High Extended, Integral Top 33-1/8" height

(3HF) – 3 High Finished Top 38-3/4" height

(3HI) – 3 High Integral Top 39-7/8" height



A full height panel cannot be used.

understanding wall panels (continued)

wall panels with shelves and tv panel heights

Wall Panel, Open Shelves (CJWO) are available from 2HF to 5HI

Wall Panel, Open Shelves, Sliding Door (CJWS) are available from 3HF to 4EI

TV Panel, Open (CJVO) is available from 2HF to 4EI

(2HF) – 2 High, Finished Top 27" height

(2HI) – 2 High, Integral Top 28-1/8" height

(2EF) – 2 High Extended, Finished Top 33-3/4" height

(2EI) – 2 High Extended Integral Top 34-7/8" height

(3HF) – 3 High, Finished Top 40-1/2" height

(3HI) – 3 High, Integral Top 41-5/8" height

(3EF) – 3 High Extended Finished Top 47-1/4" height

(3EI) – 3 High Extended Integral Top 48-3/8" height

(4HF) – 4 High, Finished Top 54" height

(4HI) – 4 High, Integral Top 55-1/8" height

(4EF) – 4 High Extended, Finished Top 60-3/4" height

(4EI) – 4 High Extended, Integral Top 61-7/8" height

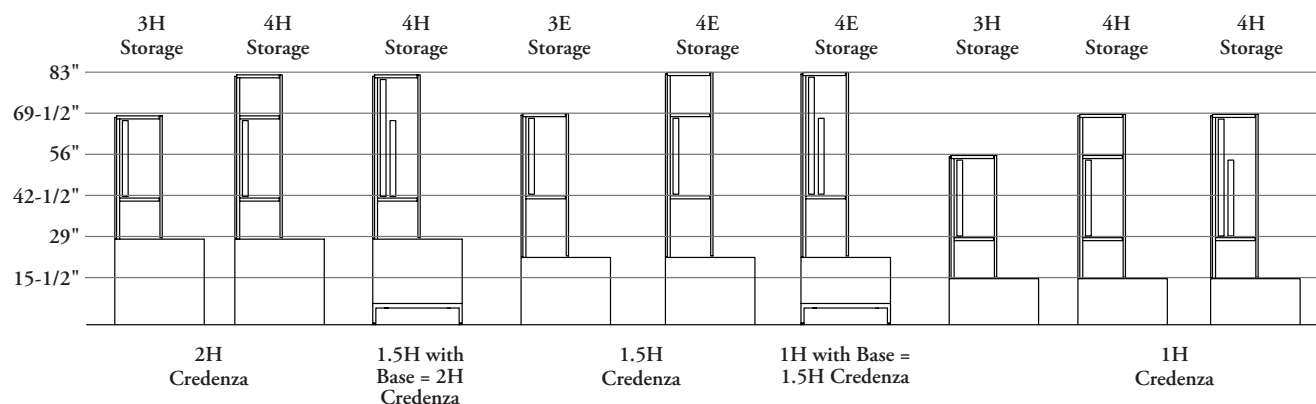
(5HF) – 5 High, Finished Top 67-1/2" height

(5HI) – 5 High, Integral Top 68-5/8" height

4E to 5H have a maximum width of 54"

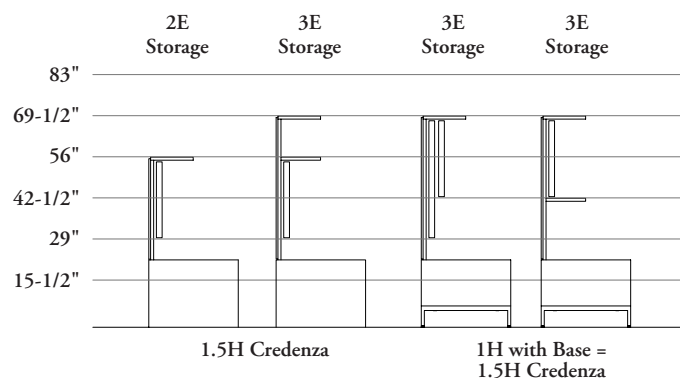
TV Panel, Shelves, Sliding Door (CJVS)

The overall datum height will vary depending on which height of credenza is selected. Example: a 4 High can vary from 69-1/2" overall datum height to 83" overall datum height.



TV Panel, Open (CJVO)

The overall datum height will differ depending if Finished or Integral Top is specified on credenza.



Note: When Sliding Door storage unit is specified, Whiteboard is available for doors in two different whiteboard options.

wall panel basics

Journal wall panels provide functionality to a wall and can be used individually or in combination with overhead storage.



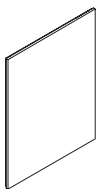
Wall panel, Whiteboard and Wall Panel Under Wall Mount Storage Tackable, shown

Available in 2 High, 3 High, 4 High

Sized to work with

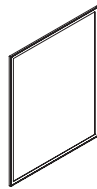
- Finished tops (F)
- Integral tops (I)
- Extended Height (E), used with 1.5 High lower storage configurations To accommodate 1.5 High lower storage configurations there is the option for an extended height panel (2E and 3E)

To accommodate 1.5 High lower storage configurations there is the option for an extended height panel (2E and 3E)



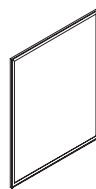
Wall Panel, Wood (CJWW)

- Width: 24", 30", 32", 36", 42", 48", 54", 60"
- Finishes:
 - Flintwood
 - Veneer



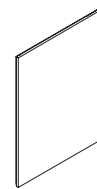
Wall Panel, Whiteboard (CJWB)

- Width: 24", 30", 32", 36", 42", 48"



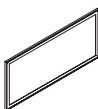
Wall Panel, Tackable (CJWT)

- Width: 24", 30", 32", 36", 42", 48"
- Finishes:
 - Fabric



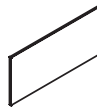
Wall Panel, Laminate (CJWL)

- Width: 24", 30", 32", 36", 42", 48", 54", 60"
- Finishes:
 - Journal Laminate



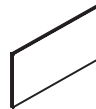
Wall Panel, for Under Wall Mount Storage Wood (CJWUW)

- Width: 30", 32", 36", 42", 48", 54", 60", 64", 66", 72", 78", 84", 90", 96"
- Finishes:
 - Flintwood
 - Veneer



Wall Panel, for Under Wall Mount Storage Tackable (CJWUT)

- Width: 30", 32", 36", 42", 48", 54", 60", 64", 66", 72", 78", 84", 90", 96"
- Finishes:
 - Tackable Teknion Fabrics

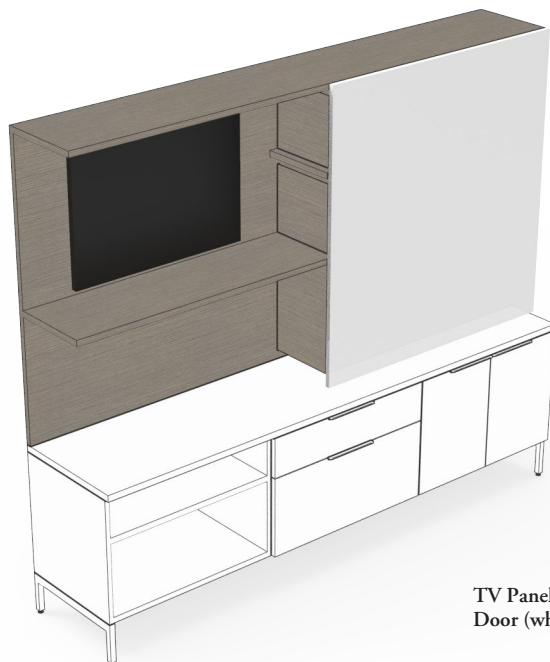


Wall Panel, Under Wall Mount Storage, Laminate (CJWUL)

- Width: 24", 30", 32", 36", 42", 48", 54", 60"
- Finishes:
 - Journal Laminate

wall panel with shelves & tv panel basics

Journal wall panels with shelves and TV panels provide shelves and TV spaces, along with the a sliding door storage.



TV Panel, 3 High, Finished Top, Shelves, Sliding Door (whiteboard), Top, left TV orientation, shown

1 High and 2 High Credenza storage heights can be used with 2 High, 3 High, 4 High and 5 High wall panels

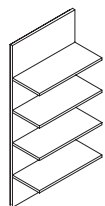
1.5 High Credenza storage has the option for an Extended Height panel of 2 High Extended, 3 High Extended and 4 High Extended to align with datum heights available in 1 High and 2 High configurations

Locks are only used when the Sliding Door units are specified

TV Wire Management option is available in the Center of the TV Panel only

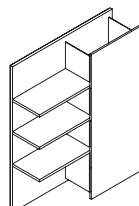
When top option is selected for TV Panel, Open (CJVO) and TV Panel, Shelves, Sliding Door (CJVS), the top is aesthetic only and **not** to be used as a shelf

Shelves have an opening of 12-1/2" between shelves
Extended configurations heights should be matched with extended shelf options. Extended units are 6-3/4" higher than standard grid units



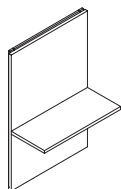
Wall Panel, Open Shelves (CJWO)

- Height:
 - 2 High
 - 3 High
 - 4 High
 - 5 High
- Width: 30", 32", 36", 42", 48", 54", 60", 64", 66", 72", 78", 84", 90", 96"
- Depth: 14-5/8"
- Credenza Top Compatibility:
 - Finished
 - Integral
- Top Shelf Option
 - With Top
 - Without Top (shown)
- Light Options:
 - None
 - Light with Valence



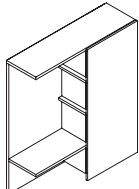
Wall Panel, Open Shelves, Sliding Door (CJWS)

- Height:
 - 3 High
 - 4 High
- Width: 48", 54", 60", 64", 66", 72", 78", 84", 90", 96"
- Depth: 15-5/8"
- Credenza Top Compatibility:
 - Finished
 - Integral
- Lock Options:
 - None
 - Key Alike
 - Key Random
- Handedness is determined by the location of the open shelves



TV Panel, Open (CJVO)

- Height:
 - 2 High
 - 3 High
 - 4 High
- Width: 30", 32", 36", 42", 48", 54", 60", 64", 66", 72", 78", 84", 90", 96"
- Depth: 14-5/8"
- Credenza Top Compatibility:
 - Finished
 - Integral
- Top Shelf Option
 - With Top
 - Without Top (shown)



TV Panel, Shelves, Sliding Door (CJVS)

- Height:
 - 3 High
 - 4 High
- Width: 48", 54", 60", 64", 66", 72", 78", 84", 90", 96"
- Depth: 15-5/8"
- Credenza Top Compatibility:
 - Finished
 - Integral
- Lock Options:
 - None
 - Key Alike
 - Key Random
- Handedness is determined by the location of the open shelves

wall mount storage basics

Journal wall-mounted storage is used with wall panels to create a variety of overhead storage configurations.



Wall-Mounted Storage, Sliding Door, shown

Wall Mount Storage mounts to a wall to provide overhead storage

Heights:

- 1 High -14 1/2" h with one opening
- 2 High -28" h. with two openings and one fixed shelf
- 3 High -41 1/2" with three storage openings and two fixed shelves

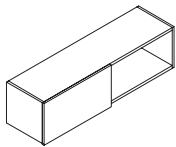
Mounted Heights:

- 56", 69 1/2", 83" to match Teknion standard datum heights
- shelves are 1" thick
- doors have a 90° fully concealed overlay

Lock options available

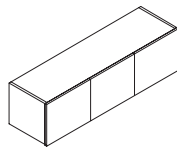
A light option is available:

- Widths: 28 1/2", 45", 57"
- Includes a metal valance mounted to the underside of the unit
- The light is magnetically attached and is activated with a proximity sensor
- It is recommended that the light be centered



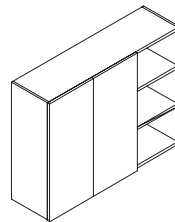
Wall Mount Storage, Sliding Door (CJMS)

- Width: 48", 54", 60", 64", 66", 72", 78", 84", 90", 96"
- Depth: 14" nominal
- 15 5/8" actual (includes the thickness of the sliding door)



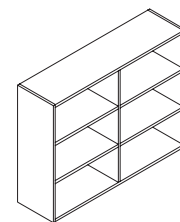
Wall Mount Storage, Hinged Doors (CJMH)

- Width: 30", 32", 36", 42", 48", 54", 60", 64", 66", 72", 78", 84", 90", 96"
- Depth: 14" nominal
- 15 5/8" actual (includes the thickness of the sliding door)



Wall Mount Storage, Hinged Doors and Cubby (CJMC)

- Width: 42", 48", 54", 60"
- Depth: 14" nominal
- 15 5/8" actual (includes the thickness of the sliding door)
- Handedness is determined by the location of the cubby



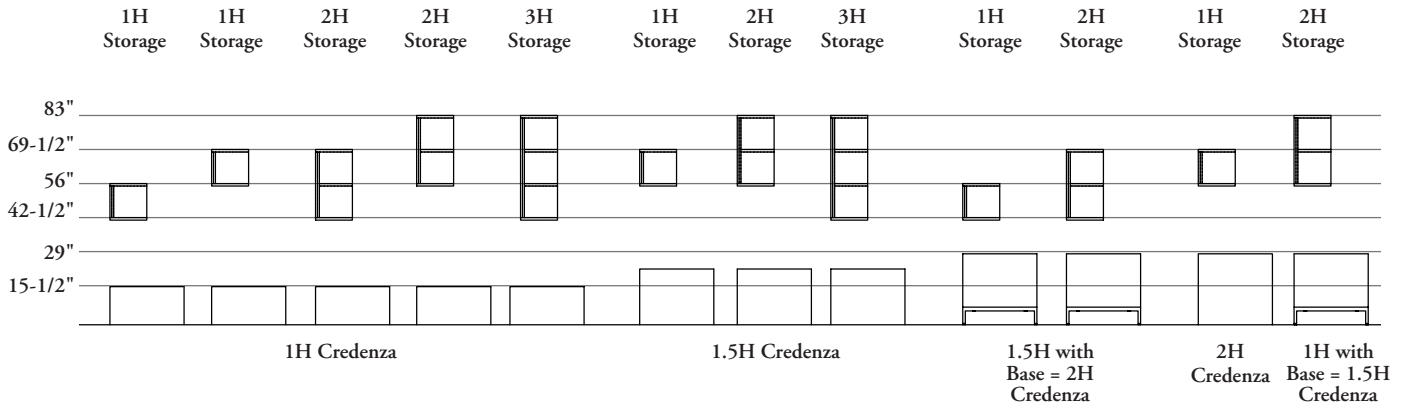
Wall Mount Storage, Open (CJMO)

- Width: 42", 48", 54", 60", 64", 66", 72", 78", 84", 90", 96"
- Depth: 14" nominal
- 14 5/8" actual

planning with wall mount storage

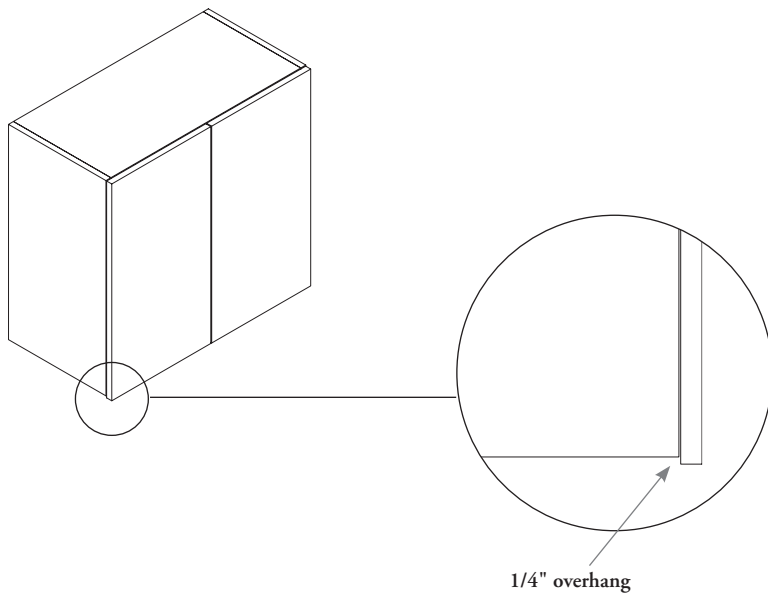
Journal provides options for wall-mounted storage.

The following demonstrates the recommended datum heights that overhead storage should be mounted at.



doors

Wall-mounted storage doors do **not** have handles, the door extends 1/4" below the bottom of the cabinet to act as an edge pull.



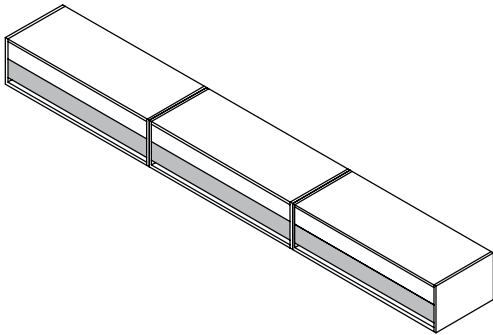
planning with wall mount storage (continued)

The following should be considered when planning with wall-mounted storage.

backs

Backs are unfinished

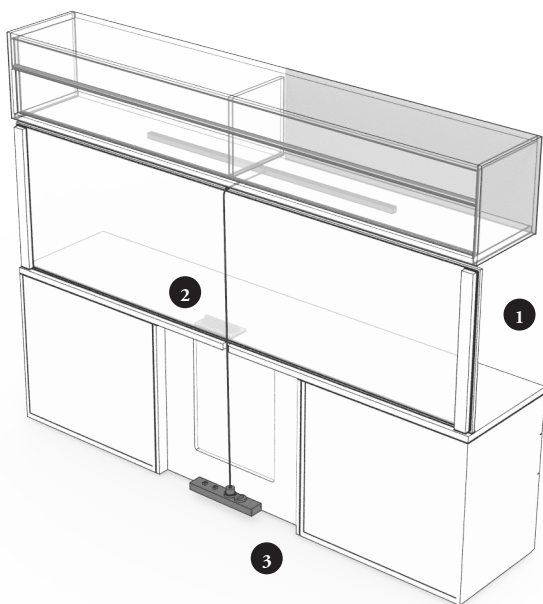
- A 5/8" recess accommodates the "cleats" that anchor units to a wall
- Proper blocking in the wall is required to support wall mounted storage



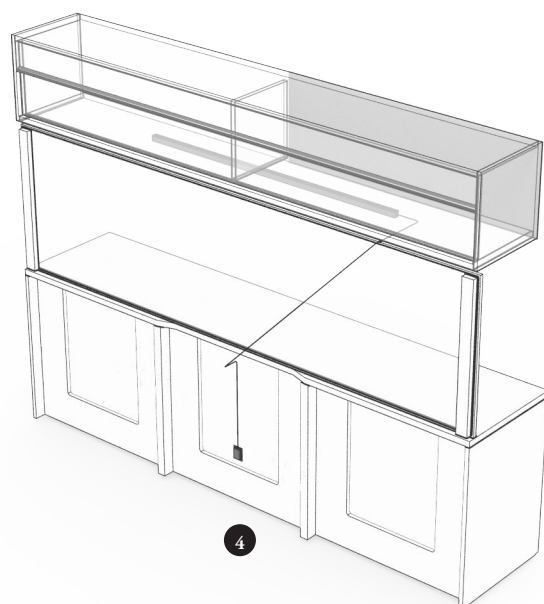
cable routing for light with valance

When specifying a light with valance option, the following should be considered for the cable routing.

- 1 A Wall Panel Under Wall Mounted Storage must be specified to allow clearance for the light cable to route behind it. A standard Wall Panel will not work in this application
- 2 The Credenza Top must have a notch or scallop to allow the electrical to pass through
- 3 In open knee space applications, a Power Trunk or Power Truck with End Gable should be specified to allow access to the wall receptacle
- 4 For preconfigured credenza applications, the storage unit should have an electrical access back to allow access to the wall receptacle



Notch, shown



Large Scallop, shown

hutch basics

Journal hutches mount above credenzas and provide an alternative aesthetic to wall-mounted storage.



Hutch, Sliding Door, 3H Overall, 1H Storage, Finished Top, shown

Hutches mount onto a credenza or worksurface and are not wall-mounted

Backs are unfinished and flush to the side panel

- Tackboard options:
- With tackboard
 - Without tackboard

Height:

- 3 High (3 High overall with 1 High storage with no internal shelf)
- 4 High (4 High overall with 2 High storage with one internal shelf)

Overall Datum Height: 69-1/2", 83"

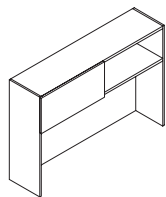
Width: 60", 64", 66", 72", 78", 84", 90", 96"

Shelf Thickness: 1"

Light Options:

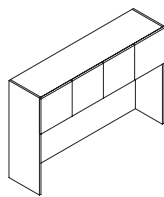
- None
- Light and valence

Light Width: 28-1/2", 45", 57"



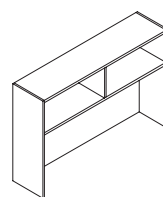
Hutch, Sliding Door (CJHS)

- Depth: 14" nominal
- 15 5/8" actual (includes the thickness of the sliding door)
- Handedness is determined by the location of the open cubby
- Shelf (if applicable) is fixed
- Lock options available



Hutch, Hinged Doors (CJHH)

- Depth: 14" nominal
- 15 5/8" actual (includes the thickness of the sliding door)
- Shelf is height-adjustable (if applicable)



Hutch, Open (CJHO)

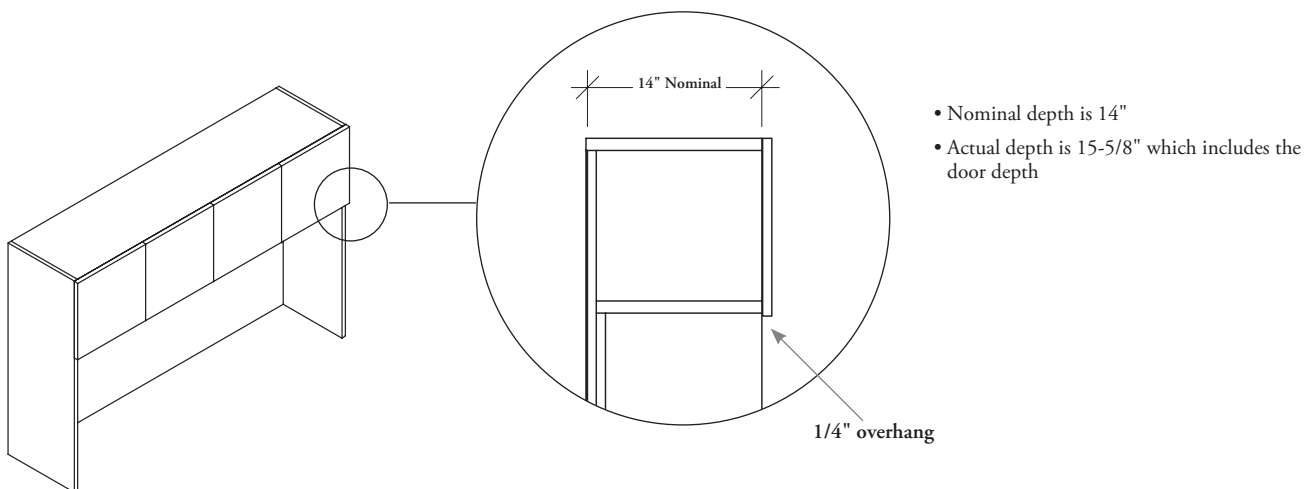
- Depth: 14" nominal
- 14 5/8" actual
- Shelf (if applicable) is fixed
- Lock options available

planning with hutches

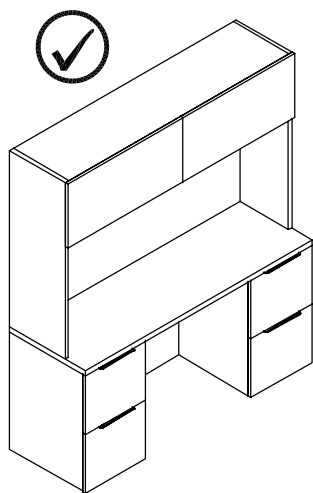
The following should be considered when planning with hutches.

doors

Hutch doors do **not** have handles, the door extends 1/4" down from the bottom of the cabinet to act as an edge pull

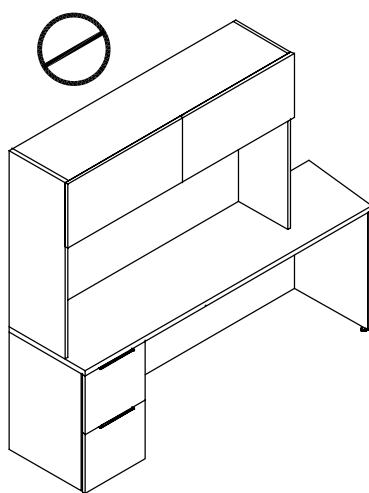


hutch placement



Both end gables of the hutch must sit over a storage unit to carry the load.

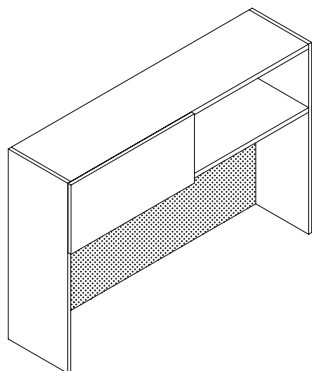
A knee space is possible in the middle where there is no load.



Hutches **cannot** sit over an open knee space on either end.

planning with hutches (continued)

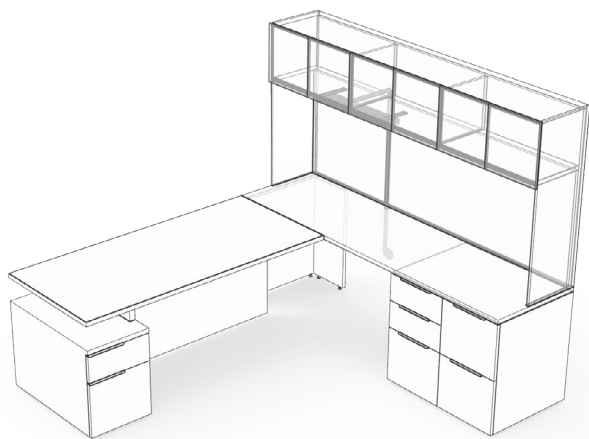
backboard



Optional tackboards can be installed below the upper storage on the backboard.

If the tackboard option is not chosen, the backboard will match the case finish.

lighting

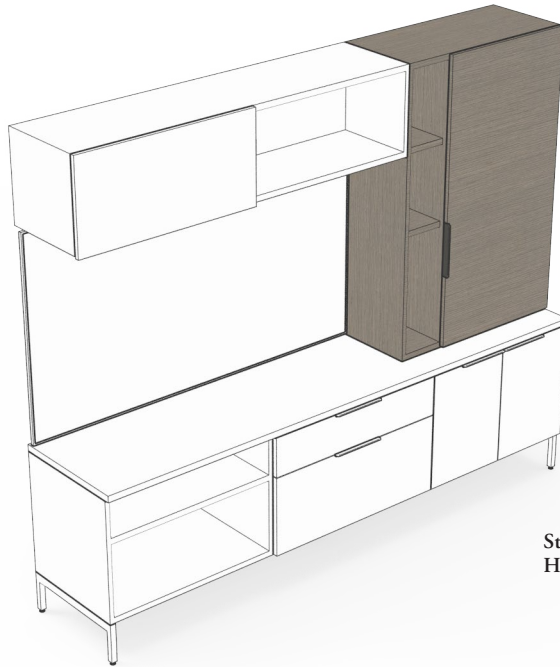


Hutches have an option for lighting

- Widths: 28 1/2", 45", 57"
- Includes a metal valance that mounts to the underside of the storage unit
- Magnetically attached
- Activated with a proximity sensor
- Light should be mounted centered to the unit

stack on storage basics

Journal stack on storage mounts onto a credenza to provide additional open and closed storage.



Stack On Storage, Single Door and Cubby, 3 High Finished Top, Left, shown

Stack On Storage mounts onto a credenza or worksurface and are not wall-mounted

Heights:

- 1-1/2 High (an extended height option is available with this height of credenza)
- 2 High
- 3 High

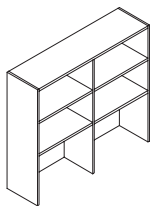
The overall height is determined by type of credenza selected

- Finished tops
- Integral tops

Shelves are adjustable and 1" thick

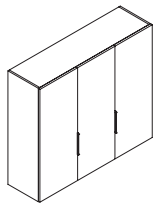
Doors have a 90° fully concealed overlay

Lock options available



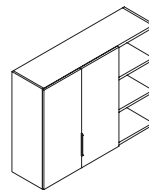
Stack On Storage, Open (CJSO)

- Width: 24", 30", 32", 36", 42", 48", 54", 60", 64"
- Depth: 14-5/8"



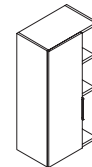
Stack On Storage, Closed (CJSC)

- Unit has center gable
- Width: 42", 48", 54", 60"
- Depth: 15-3/8"



Stack On Storage, Hinged Doors & Cubby (CJSH)

- Width: 42", 48", 54", 60"
- Depth: 15-3/8"
- The handedness is determined by the location of the open cubby



Stack On Storage, Single Door & Cubby (CJSS)

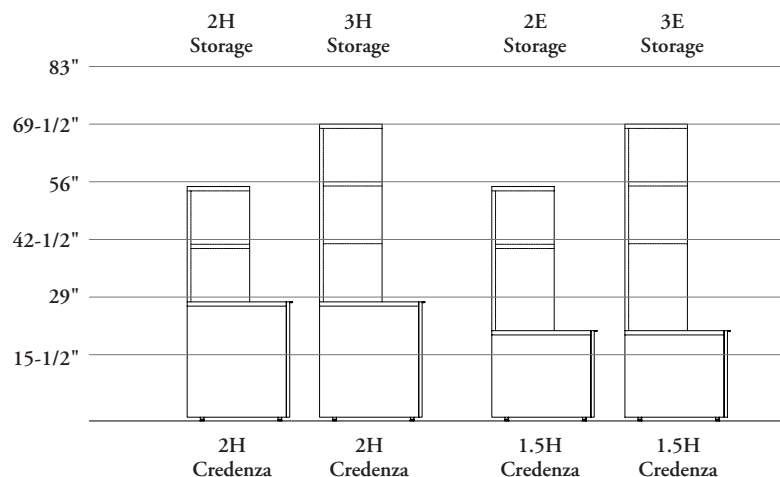
- Width: 24", 32"
- Depth: 15-3/8"
- The handedness is determined by the location of the open cubby

planning with stack on storage

The following should be considered when planning with stack on storage.

The following outlines the heights of Stack On Storage.

- The height is dependent on two things
 - the type of credenza top
 - the height of the actual stack on cabinet



Stack on Storage, Open (CJSO)

(2HF) – 2 High, Finished Top 27" Height

(2HI) – 2 High Integral Top 28-1/8" Height

(2EF) – 2 High Extended, Finished Top 33-3/4" Height

(2EI) – 2 High Extended, Integral Top 34-7/8" Height

(3HF) – 3 High, Finished Top 40-1/2" Height

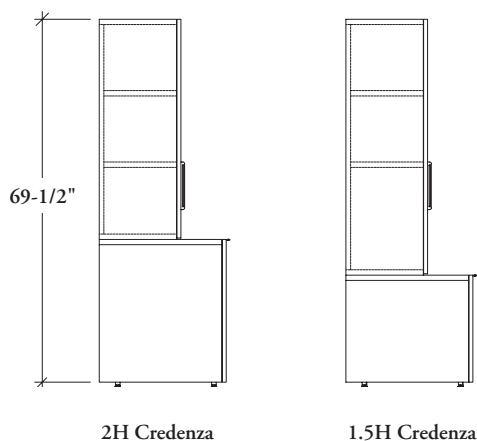
(3HI) – 3 High, Integral Top 41-5/8"

(3EF) – 3 High Extended, Finished Top 47-1/4" Height

(3EI) – 3 High Extended, Integral Top 48-3/8"

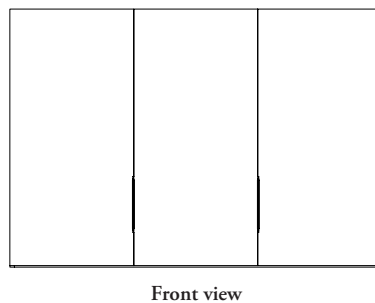
extended stack on storage

- It is important to consider which:
 - Credenza top style (Finished or Integral) is being specified
 - Credenza height is being used (1H, 1.5H and 2H)
- When 1.5 High Credenzas are specified and an overall datum height of 56" and 69-1/2" are required, extended stack on storage is used



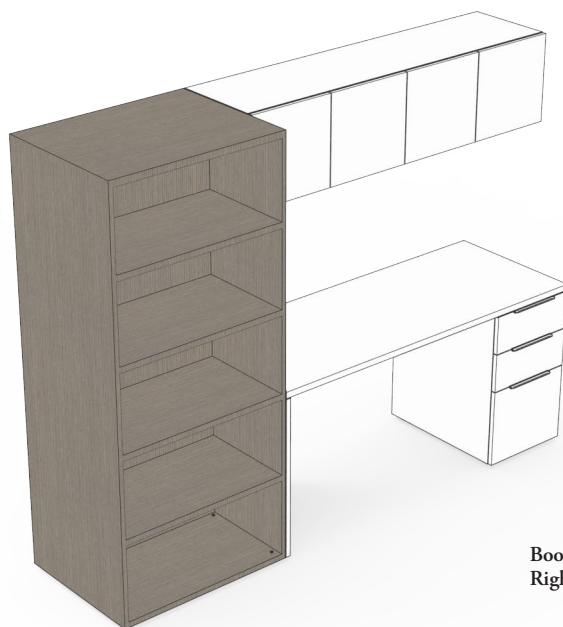
pull location

All closed units will include one pull for the first door, the second door does **not** include a pull. To open second door, first door must be open.



bookcase basics

Journal bookcases can be used freestanding or combined with other Journal storage to provide open storage solutions.



Bookcase, Shelves, 69" High,
Right, shown

Bookcases are available with open shelves, hinged doors, or with coat storage

Heights: 42", 56", 69", 83"

Depths: 14-5/8", 19-1/4", 23-1/4"

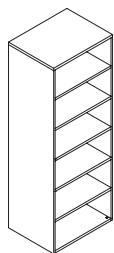
Widths: 24", 30", 32", 36"

All shelves are 1" thick

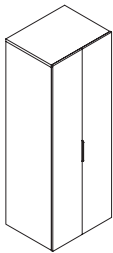
Leveling Capability: 1-1/8"

14-5/8" deep units must be anchored to the wall or an adjacent unit for stability

Backs are unfinished and have no recess for wire management

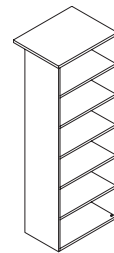


Bookcase, Shelves (CJBS)



Bookcase, Hinged Door (CJBH)

- Door hinges rotate 90° and have a concealed overlay



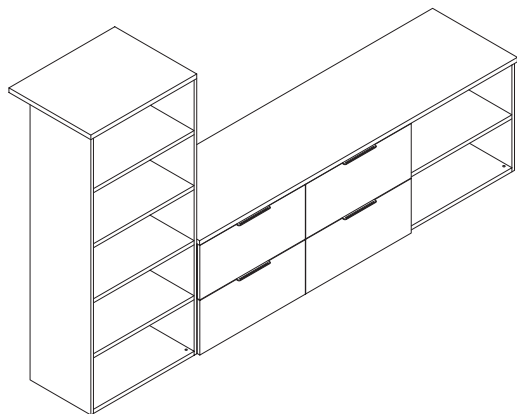
Bookcase, Coat and Shelves (CJBC)

- Open fixed shelves with hidden coat storage behind the shelves

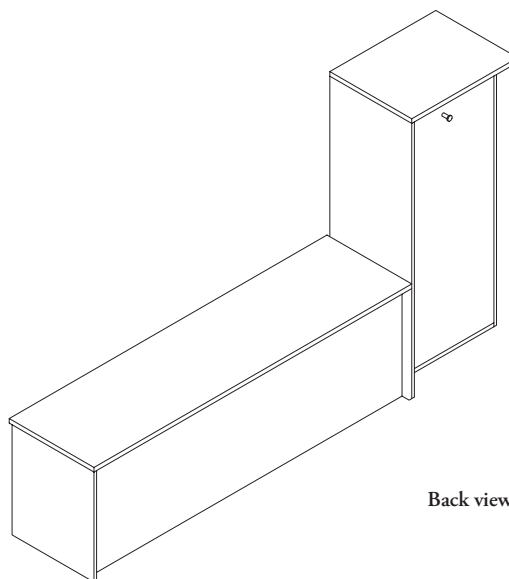
planning with bookcases

The following should be considered when planning with bookcases

The side open coat storage and coat hook is used perpendicular to the wall at the end of a Credenza and is finished to match the case.



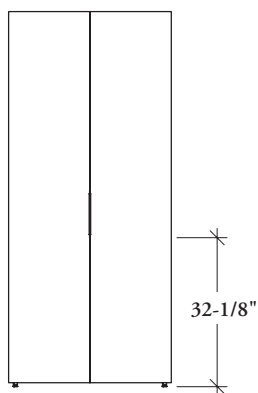
Front view



Back view

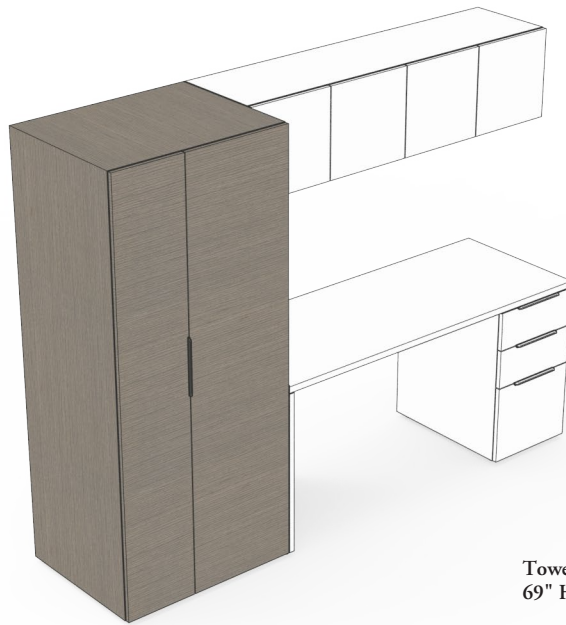
pull location

All closed units will include one pull on one door 32-1/8" A.F.F. (to the bottom of the pull) the second door can be opened once the handle door has been opened.



tower basics

Journal towers can be used freestanding or combined with other Journal storage to create numerous storage solutions within a workstation.



Tower, Coat and Storage, Hinged Doors, 69" High, shown

Towers are available with open shelves, filing closed storage, filing and coat storage

Heights: 56", 69", 83"

Shelves are 1" thick

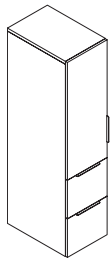
Open shelves are fixed

Closed units have adjustable shelves

Leveling Capability: 1 1/8"


Lock options available

Backs are finished and have no recess for wire management



Tower, Narrow Multi (CJTN)

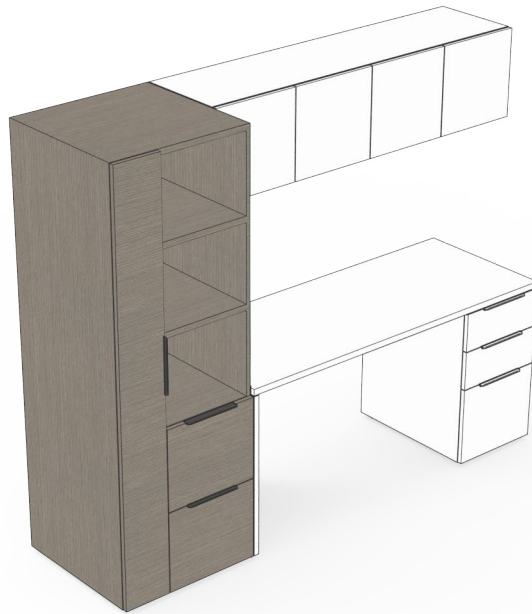
- Filing Options
 - box/box/file
 - file/file
- Width: 24", 30", 36"
- Depths: 24", 30"



Tower, Coat and Storage, Hinged Doors (CJTS)

- Width: 30", 32", 36"
- Depths:
 - 20" with coat hook
 - 24", 30" with coat rail
- The handedness is determined by the location of the coat storage

tower basics (continued)



Tower, Pedestal, Coat and Open Shelves, File/
File, 69" High, shown

Towers are available with open shelves, filing closed storage, filing and coat storage

Heights: 56", 69", 83"

Shelves are 1" thick

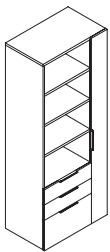
Open shelves are fixed

Closed units have adjustable shelves

Leveling Capability: 1 1/8"

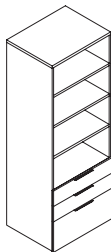
Lock options available

Backs are unfinished and have no recess for wire management



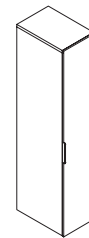
Tower, Pedestal, Coat and Open Shelves (CJTP)

- Filing Options
 - box/box/file
 - file/file
- Width: 24", 30", 36"
- Depths:
 - 20" with coat hook
 - 24" with coat rail
- The handedness is determined by the location of the coat storage



Tower, Open and Lateral Storage (CJTL)

- Filing Options
 - box/box/file
 - file/file
- Width: 16"
- Depths: 20", 24"



Tower, Coat (CJTC)

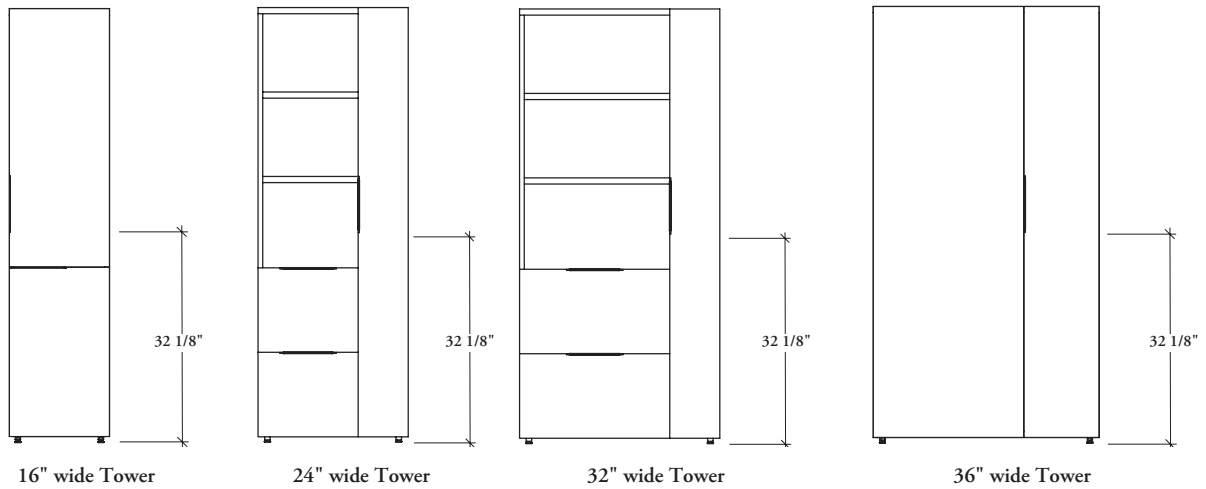
- Width: 12", 16", 24"
- Depths:
 - 20" with coat hook
 - 24" with coat rail
- The handedness is determined by the location of the door hinge
- Unit must be anchored to the wall or an adjacent storage unit for added stability

planning with towers

The following should be considered when planning with towers.

pull location

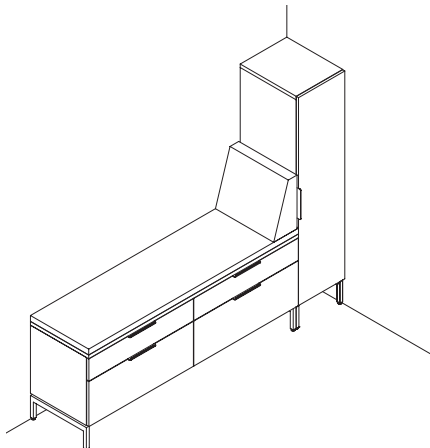
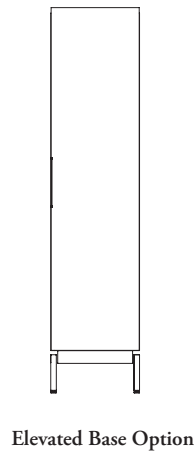
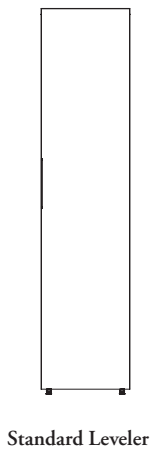
- Closed storage units include one pull at 32-1/8" A.F.F regardless of the size of the cabinet
- A second door (if applicable) can be opened once the first has been opened



narrow multi towers

The Tower, Narrow Multi is available in two configurations:

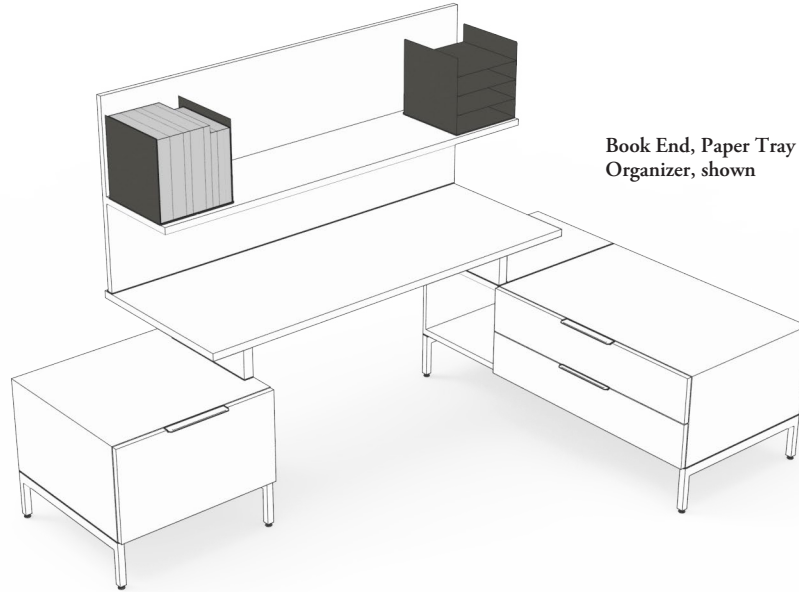
- Standard
 - available in all depths
 - available in all configurations
- Elevated
 - available on 20" and 24" deep
 - lower shelf or box/file configuration



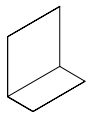
The Tower, Narrow Multi must be anchored to other storage or to a wall.

accessory basics

Journal accessories can be used individually or combined to maximize workspace organization.

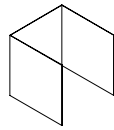


Book End, Paper Tray Tower with Organizer, shown



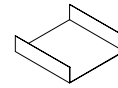
Accessory Book End (CJXB)

- An open Book End
- Height: 11"
- Depth: 5-1/2"
- Width: 11"



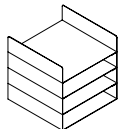
Accessory Organizer (CJXO)

- Used with the Accessory Paper Tray Tower to provide storage organization
- Height: 11"
- Depth: 11"
- Width: 11"



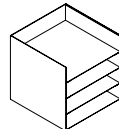
Accessory Paper Tray (CJXT)

- A single paper tray - is not stackable
- Height: 3"
- Depth: 11"
- Width: 11"



Accessory Paper Tray Tower (CJXTT)

- A set of four paper trays - the bottom three are stackable - the top is not stackable to must be used on the top level
- Height: 11"
- Depth: 11"
- Width: 11"



Accessory Paper Tray Tower With Organizer (CJXTO)

- A combination of an Accessory Organizer and Accessory Paper Tray to create a filing tower
- Height: 11"
- Depth: 11"
- Width: 11"



Accessory Cable Tray (CJXC)

- Provides cable management below a workspace
- Width: 24"
- Opening Size: 2-1/2" high x 1" wide

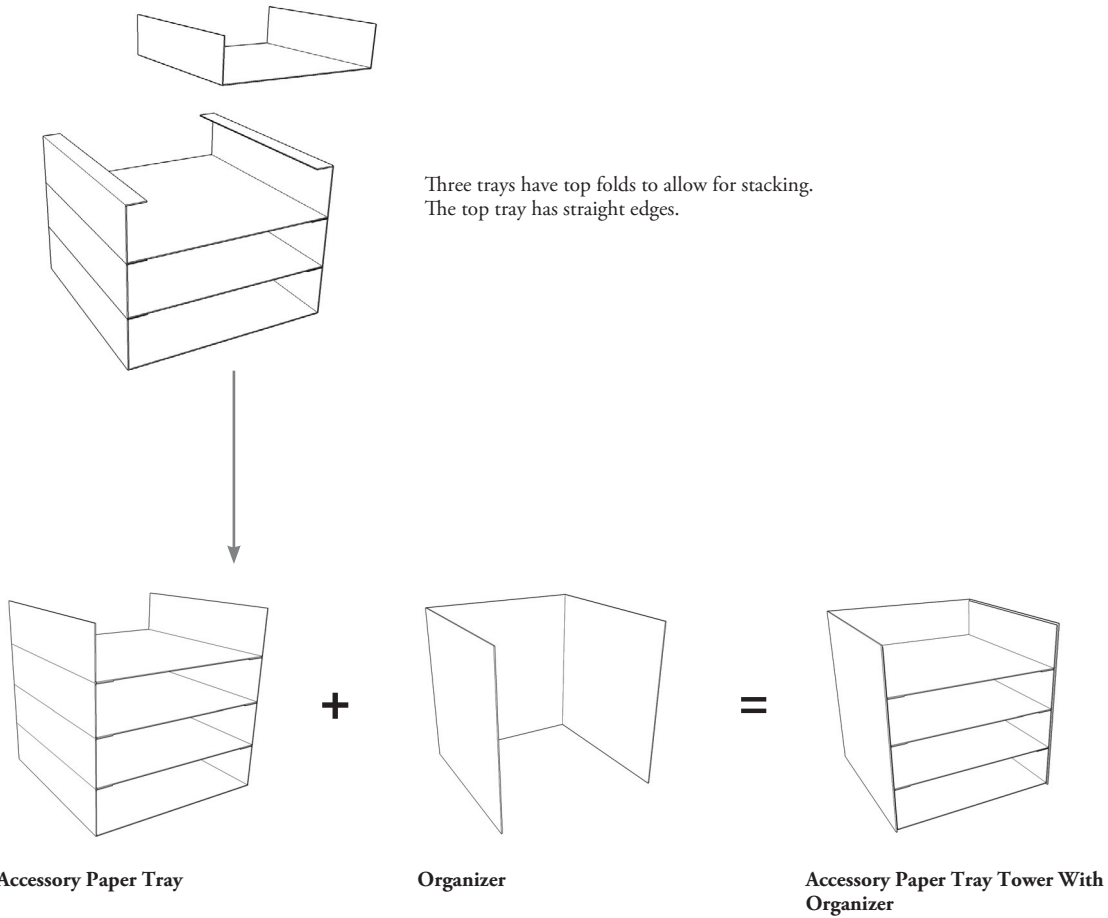
planning with accessories

The following should be considered when planning with Journal accessories.

accessory paper tray with organizer

Includes

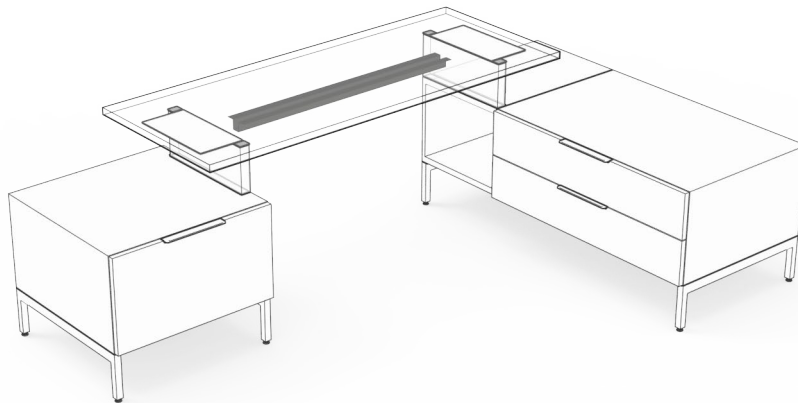
- Four stacked paper trays
- Organizer



accessory support basics

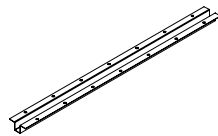
Journal offers a variety of additional accessory supports for specific conditions.

Worksurface Support Rail, shown



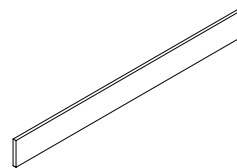
Accessories, Flat Plates (CJXF)

- Used to align adjacent worksurfaces (in conjunction with worksurface supports)



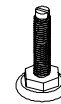
Worksurface Support Rail (CJXS)

- Used to support worksurfaces with an open knee space, when the span between supports is 48" or greater
- Width: 48", 54", 60", 64", 66", 72"



Wall Rail- Wood (CJXW)

- Used as a continuous cleat to align wall-mounted storage units when several are used side by side
- Can be used with both upper and lower storage
- Widths: 48" - 96" in 2" increments



Storage Extended Leveling Kit (CJXL)


- Used when a standard leveler does not provide adequate leveling capability
- Available in kits of 12, 24 or 100 levels

planning with accessory supports

The following should be considered when planning with accessory supports.

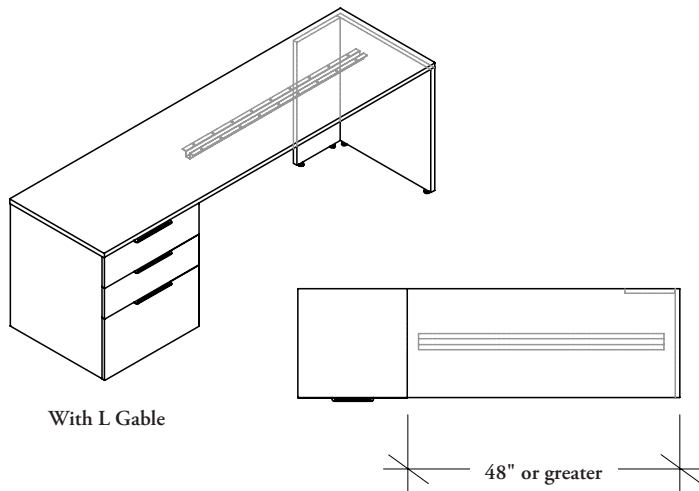
wall rail, wood

- The Wall Rail, Wood is used to align individual storage units mounted to a wall
- Dimensions are nominal, the actual width is 5" less to accommodate the gables of the storage units
- The nominal width must match the total width of the storages units

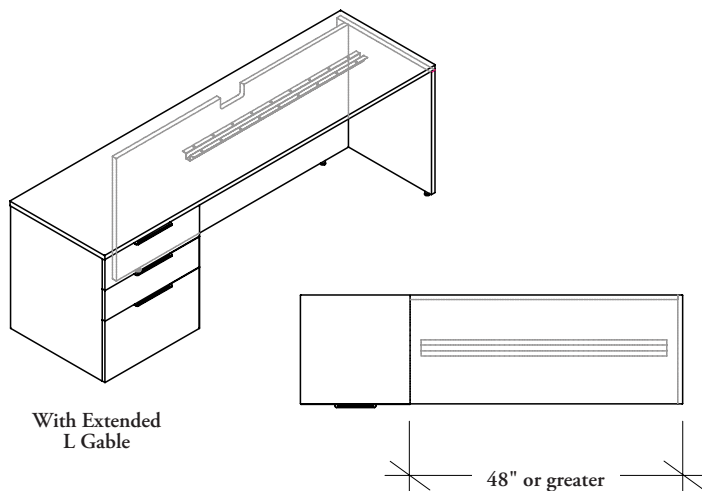


worksurface support rail

- The Worksurface Support Rail is used on worksurfaces with unsupported spans 48" or wider, for additional support
- The use of the L-Gable or Extended L-Gable does not replace the need for the support



With L Gable

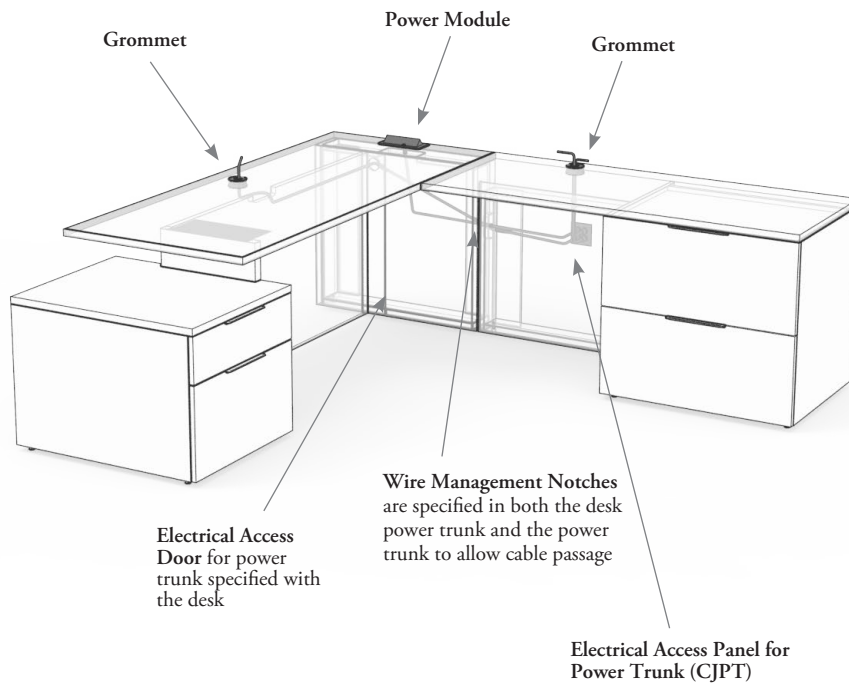
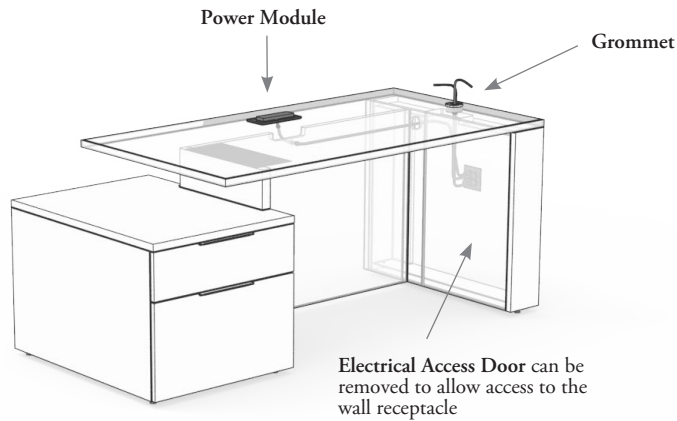


With Extended L Gable

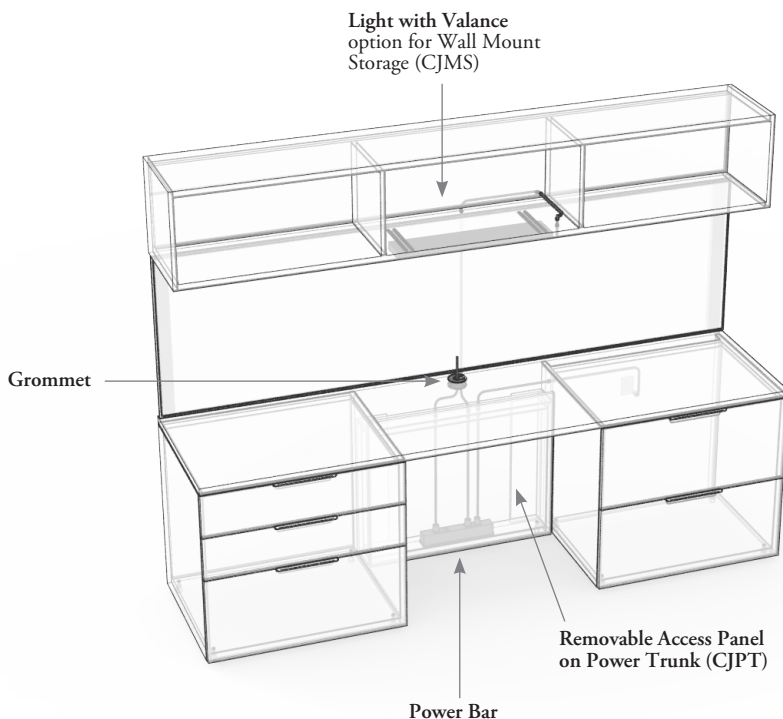
understanding electrical routing

The following demonstrates the various ways of routing electrical through Journal components.

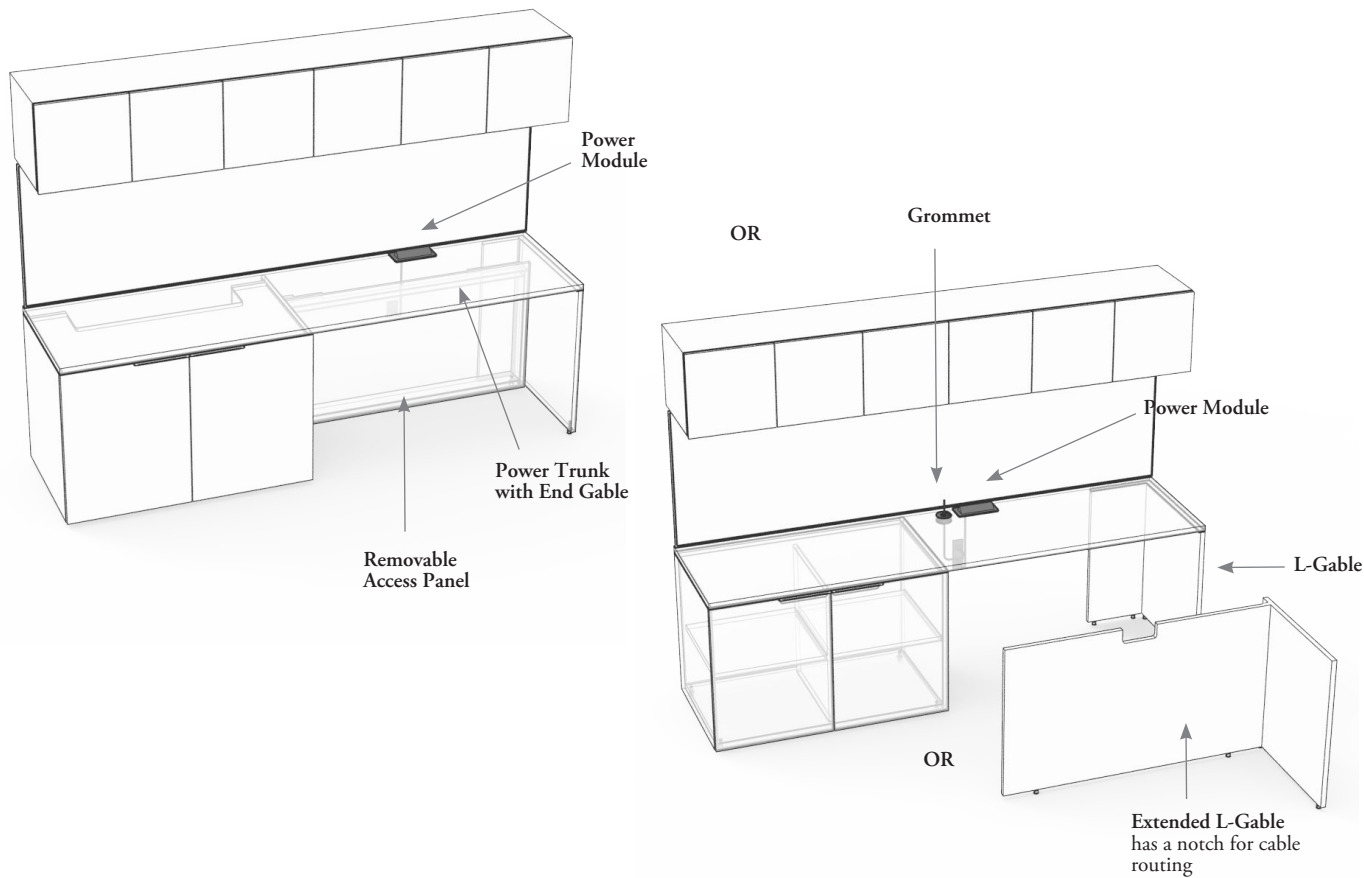
power trunk applications



understanding electrical routing (continued)

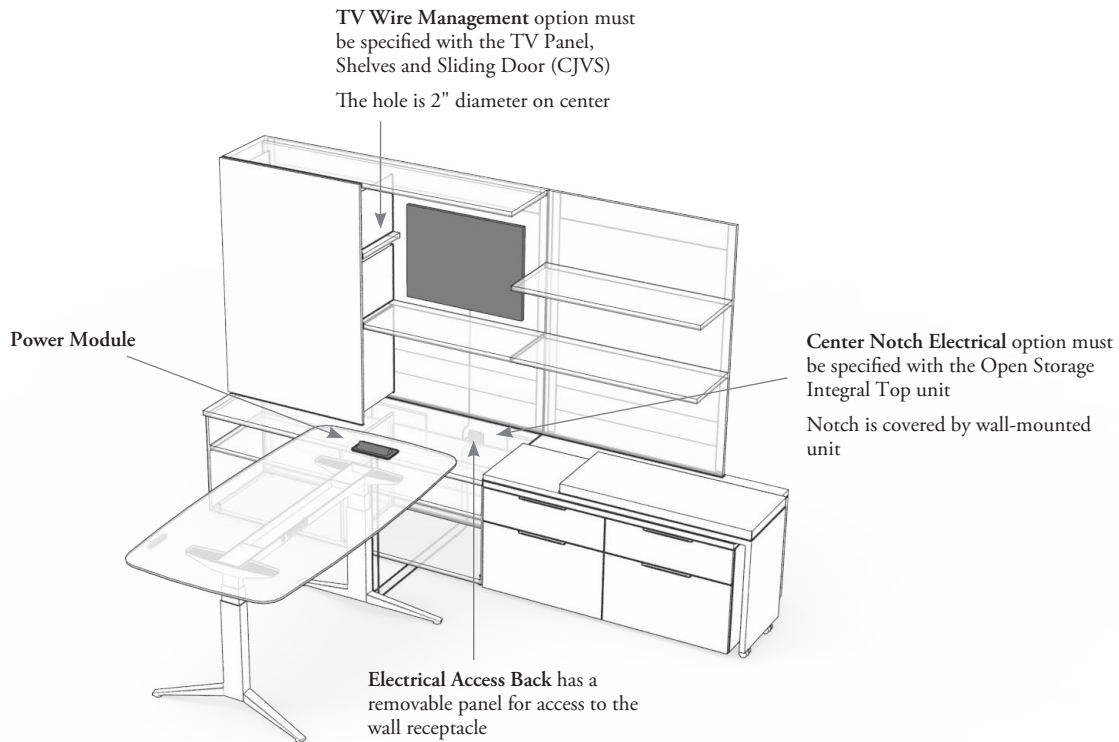


L-gables

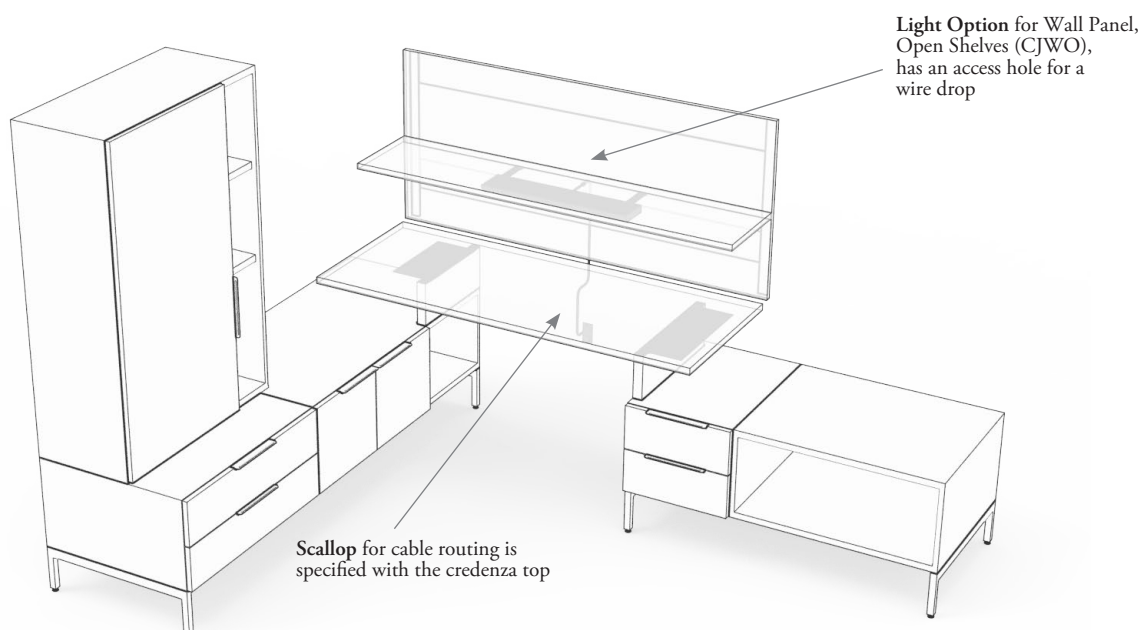


understanding electrical routing (continued)

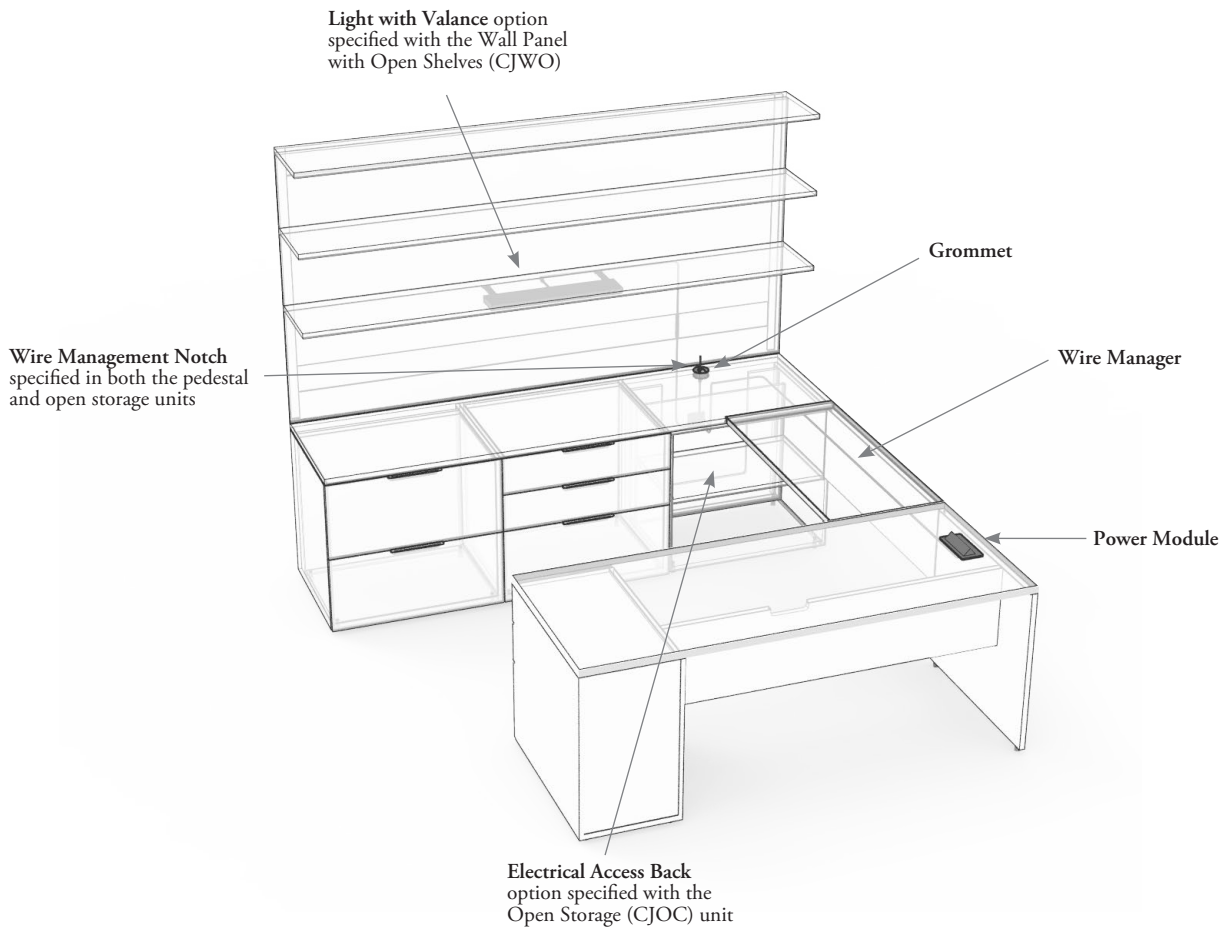
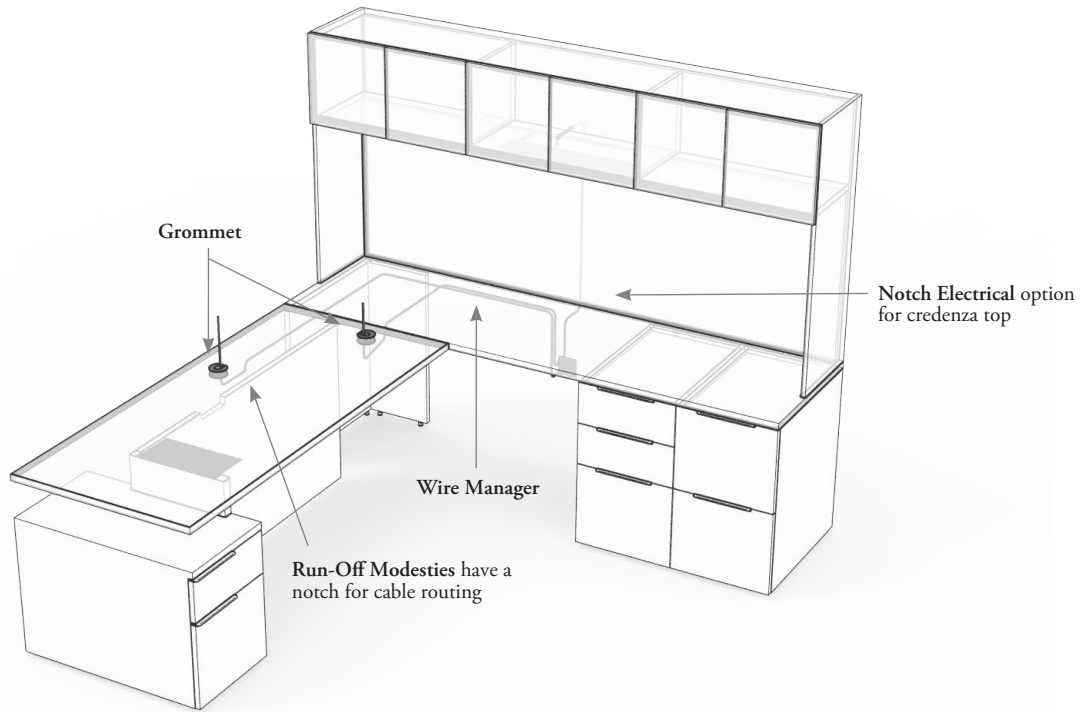
electrical access backs



credenza top scallop

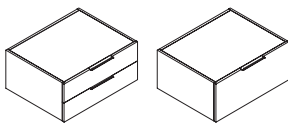
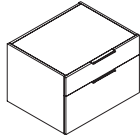
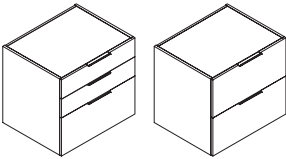
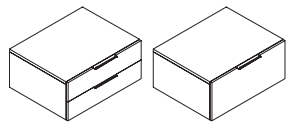
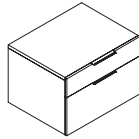
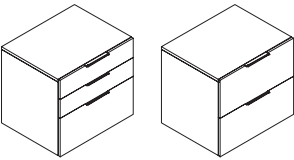
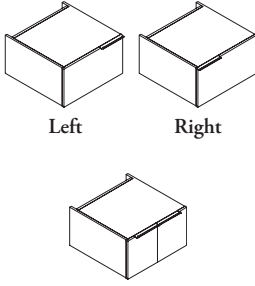
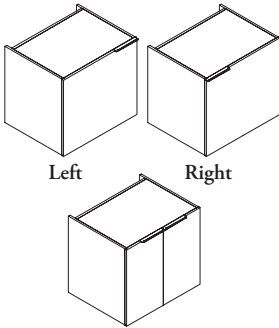
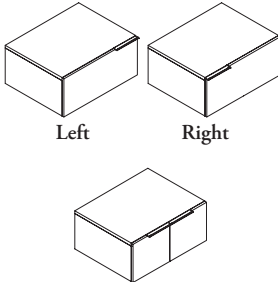
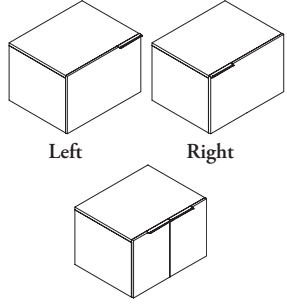
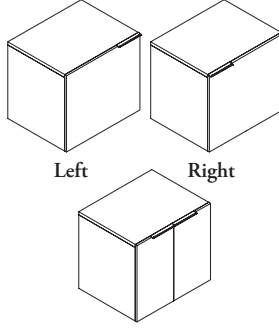


understanding electrical routing (continued)

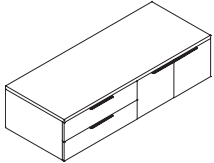
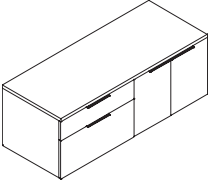
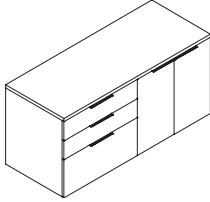
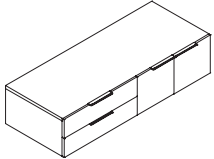
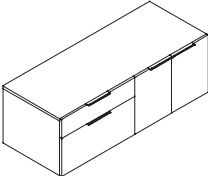
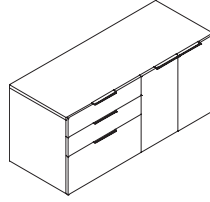
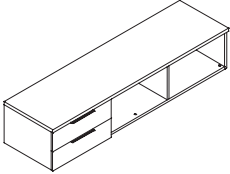
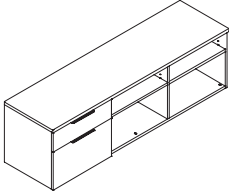
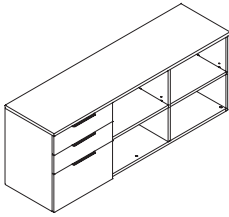
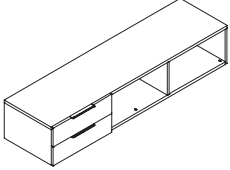
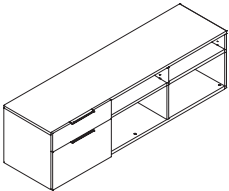
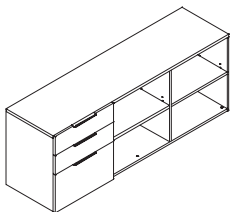


credenza lock chart

The following chart outlines the number of locks for each pedestal, storage unit or credenza.
This applies to desks with pedestals and to filing units within desks.

	number of locks		number of locks		number of locks
 <p>Box/Box File/File</p> <p>CJPA</p>	1 x	 <p>Box/File</p> <p>CJPB</p>	1 x	 <p>Box/Box/File File/File</p> <p>CJPC</p>	1 x
 <p>Box/Box File</p> <p>CJPX</p>	1 x	 <p>Box/File</p> <p>CJPY</p>	1 x	 <p>Box/Box/File File/File</p> <p>CJPZ</p>	1 x
 <p>Left Right</p> <p>Double</p> <p>CJCA</p>	1 x	 <p>Left Right</p> <p>Double</p> <p>CJCC</p>	1 x	 <p>Left Right</p> <p>Double</p> <p>CJCX</p>	1 x
 <p>Left Right</p> <p>Double</p> <p>CJCY</p>	1 x	 <p>Left Right</p> <p>Double</p> <p>CJCZ</p>	1 x		

credenza lock chart (continued)

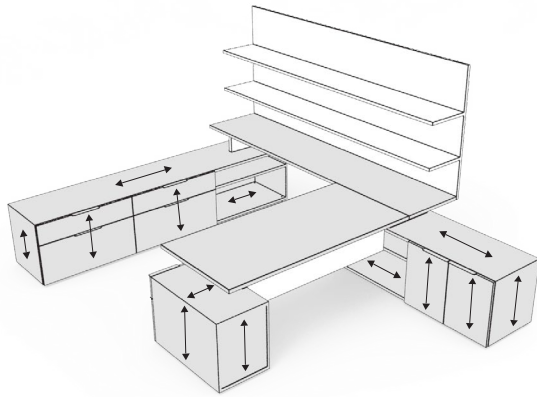
	number of locks		number of locks		number of locks
 CJFA	2 x	 CJFB	2 x	 CJFC	2 x
 CJFX	2 x	 CJFY	2 x	 CJFZ	2 x
 CJGA	1x for unit shown. Up to three depending on storage options.	 CJGB	1x for unit shown. Up to three depending on storage options.	 CJGC	1x for unit shown. Up to three depending on storage options.
 CJGX	1x for unit shown. Up to three depending on storage options.	 CJGY	1x for unit shown. Up to three depending on storage options.	 CJGZ	1x for unit shown. Up to three depending on storage options.

grain direction

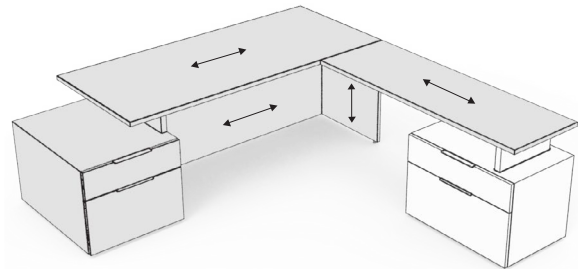
The following outlines the grain direction on Journal storage and workspaces.

lamininate

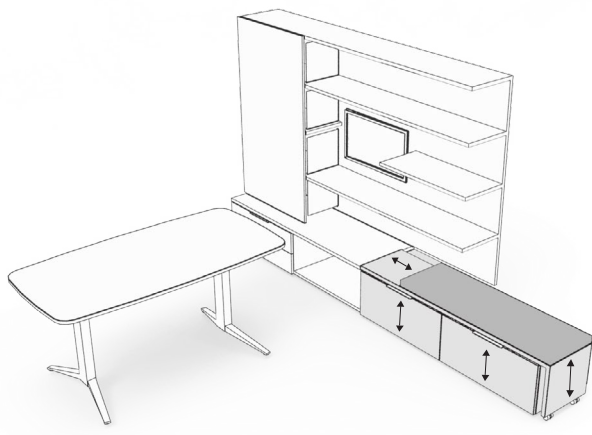
Lamininate grain direction will be vertical except as shown.



Credenzas



Workspaces



Pivot Bench

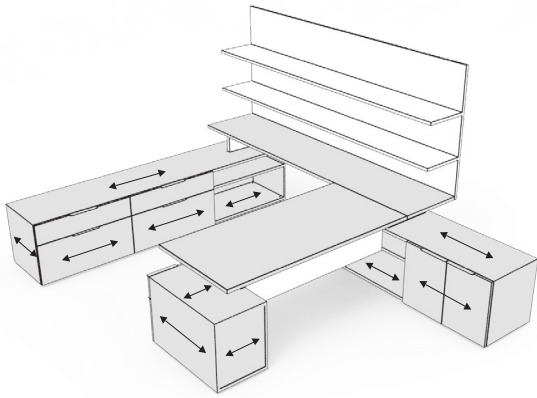


Wall Panel, Wall Storage and Freestanding Storage

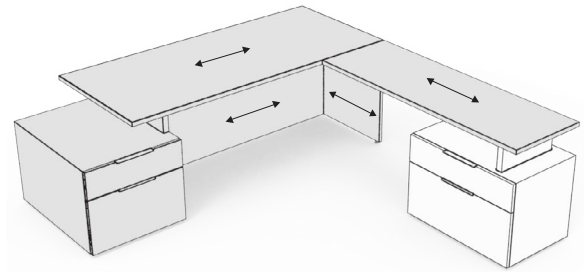
grain direction

flintwood

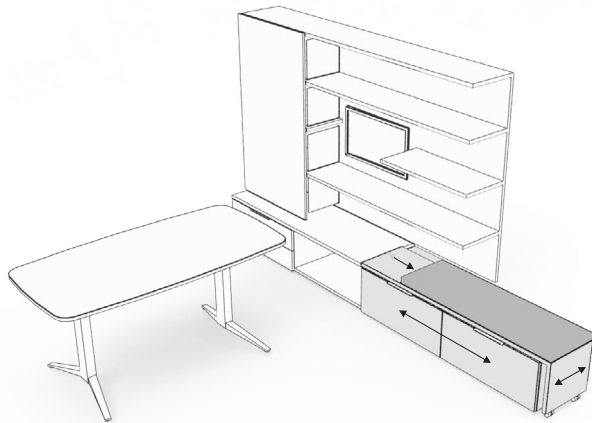
Flintwood has a rift cut grain pattern which will be horizontal
 • Exception: Flintwood Cathedral Walnut



Credenzas



Worksurfaces



Pivot Bench

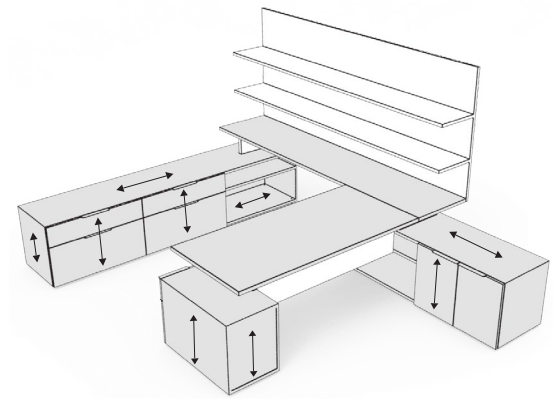


Wall Panel, Wall Storage and Freestanding Storage

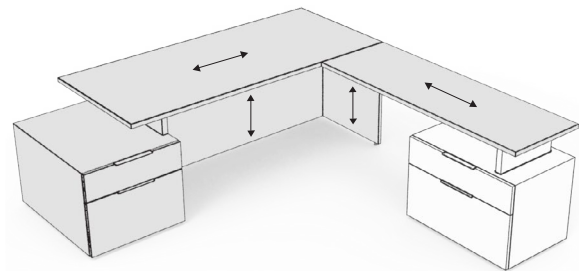
grain direction

veneer 2 and 3

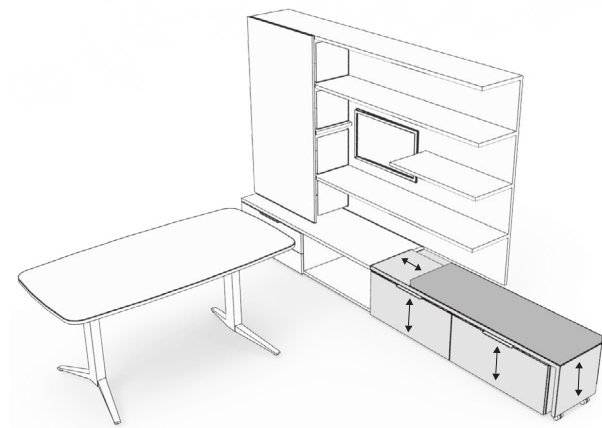
Includes Cathedral Flintwood and Flintwood Cathedral Walnut.



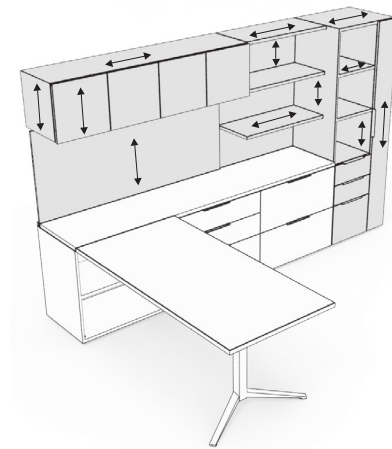
Credenzas



Worksurfaces



Pivot Bench



Wall Panel, Wall Storage and Freestanding Storage

price & product guide

price & product guide

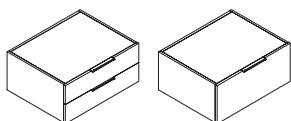
CREDENZAS	95
TABLES	247
DESKS	253
RUN-OFFS & BRIDGES	281
PIVOT BENCH & CASUAL SEATING	297
WALL PANELS & WALL MOUNT STORAGE	309
HUTCHES	355
STACK ON STORAGE	363
FREESTANDING STORAGE	373
ACCESSORIES	393

credenzas

credenzas product map

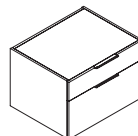
C J P A Pedestal, Unfinished Top, 1 High

Page 100



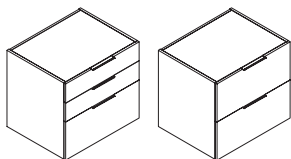
C J P B Pedestal, Unfinished Top, 1.5 High

Page 102



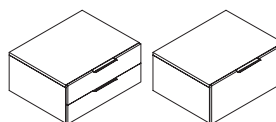
C J P C Pedestal, Unfinished Top, 2 High

Page 104



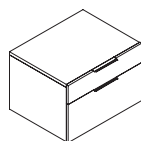
C J P X Pedestal, Integral Top, 1 High

Page 106



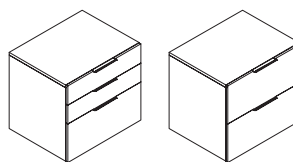
C J P Y Pedestal, Integral Top, 1.5 High

Page 108



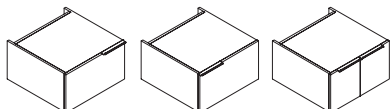
C J P Z Pedestal, Integral Top, 2 High

Page 110



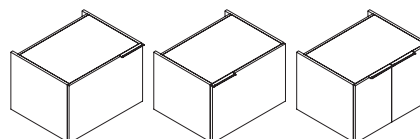
C J C A Closed Storage, Unfinished Top, 1 High

Page 112



C J C B Closed Storage, Unfinished Top, 1.5 High

Page 116

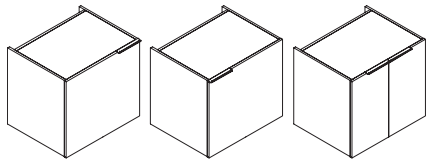


Configurable Credenzas

credenzas product map

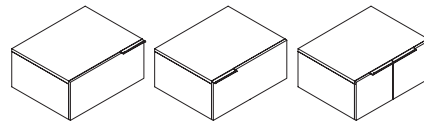
C J C C Closed Storage, Unfinished Top, 2 High

Page 120



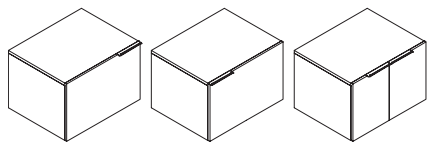
C J C X Closed Storage, Integral Top, 1 High

Page 124



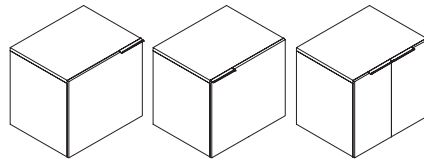
C J C Y Closed Storage, Integral Top, 1.5 High

Page 128



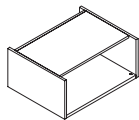
C J C Z Closed Storage, Integral Top, 2 High

Page 132



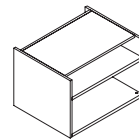
C J O A Open Storage, Unfinished Top, 1 High

Page 136



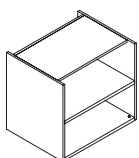
C J O B Open Storage, Unfinished Top, 1.5 High

Page 138



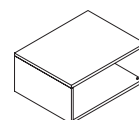
C J O C Open Storage, Unfinished Top, 2 High

Page 140



C J O X Open Storage, Integral Top, 1 High

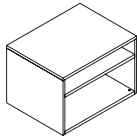
Page 142



credenzas product map

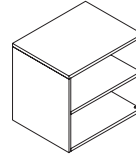
C J O Y Open Storage, Integral Top, 1.5 High

Page 146



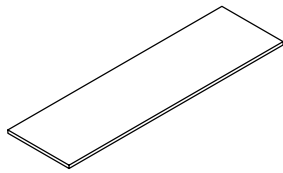
C J O Z Open Storage, Integral Top, 2 High

Page 150



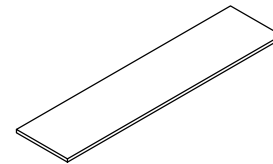
C J C T Credenza Top, for Freestanding Storage

Page 152



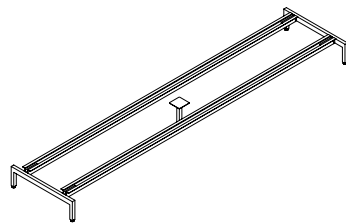
C J C M Credenza Top, for Wall Mount Storage

Page 154



C J S B Credenza Base

Page 156



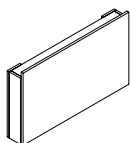
C J S U Spacer, Support Bracket

Page 157



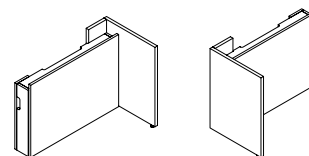
C J P T Power Trunk

Page 158



C J P T G Power Trunk

Page 159



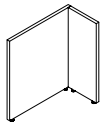
Configurable Credenzas

credenzas product map

Configurable Credenzas

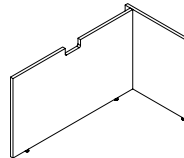
C J G L L Gable

Page 160



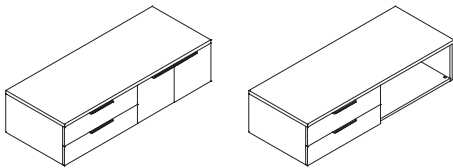
C J G E Extended L Gable

Page 161



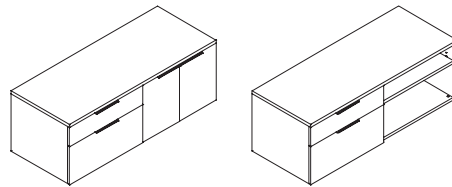
C J F A Two Storage, Finished Top, 1 High

Page 162



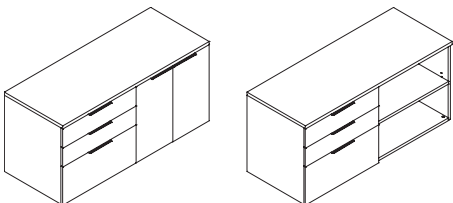
C J F B Two Storage, Finished Top, 1.5 High

Page 170



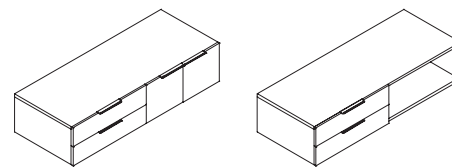
C J F C Two Storage, Finished Top, 2 High

Page 176



C J F X Two Storage, Integral Top, 1 High

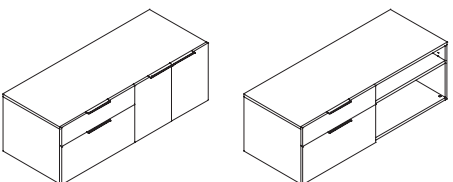
Page 180



Preconfigured Credenzas

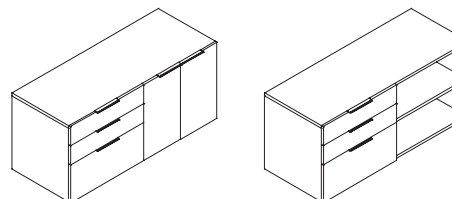
C J F Y Two Storage, Integral Top, 1.5 High

Page 188



C J F Z Two Storage, Integral Top, 2 High

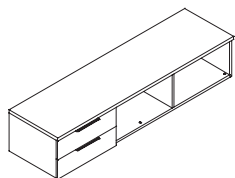
Page 194



credenzas product map

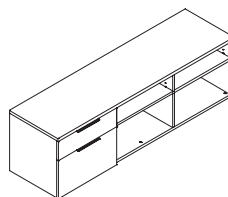
C J G A Three Storage, Finished Top, 1 High

Page 198



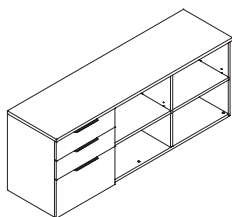
C J G B Three Storage, Finished Top, 1.5 High

Page 208



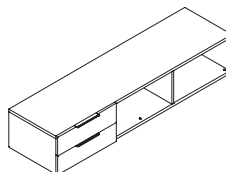
C J G C Three Storage, Finished Top, 2 High

Page 216



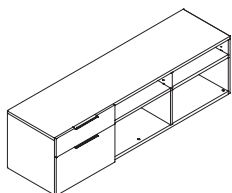
C J G X Three Storage, Integral Top, 1 High

Page 222



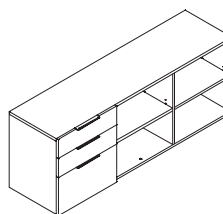
C J G Y Three Storage, Integral Top, 1.5 High

Page 232



C J G Z Three Storage, Integral Top, 2 High

Page 240



Preconfigured Credenzas

C J P A Pedestal, Unfinished Top, 1 High

WHAT'S INCLUDED

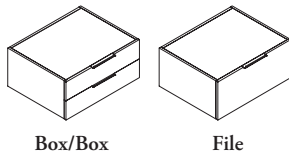
1 cabinet with back (as specified), drawers box/box or file (as specified), drawer pulls (as specified), 1 pencil tray included with 16" widths only, lock and keys (if specified).

NOTES

Top is to be ordered separately.

Base is ordered separately for "Elevated by Base" option.

For Wood Grain Directions, see the *Application Guide* section.



PRODUCT OPTIONS

Base & Back Style	Storage Type	Depth	Width
S Standard (Levelers), Unfinished Back F Standard (Levelers), Finished Back U Elevated by Base, Unfinished Back B Elevated by Base, Finished Back	B Box/Box F File	20, 24	16, 24, 30, 32, 36

SAMPLE ORDER CODE

CJPA S	B	20	30
---------------	----------	-----------	-----------

PRODUCT OPTIONS (CONTINUED)

Case Finish	Pull Style	Pull Finish	Lock Option	Wire Management Notch
Flintwood	R Rectangular	7 Platinum	N No Lock	N None
Veneer	J Journal	V Very White	K Key Alike	L Left
Journal Laminate		E Ebony	R Key Random	R Right
		X Anthracite		B Both

SAMPLE ORDER CODE (CONTINUED)

FX	J	V	K	L
-----------	----------	----------	----------	----------

See Pricing on the following page.

C J P A
Pedestal, Unfinished Top, 1 High
(Continued)

DIMENSIONS
INCHES / MM

D	W
20 / 508	16 / 406
20 / 508	24 / 610
20 / 508	30 / 762
20 / 508	32 / 813
20 / 508	36 / 914
24 / 610	16 / 406
24 / 610	24 / 610
24 / 610	30 / 762
24 / 610	32 / 813
24 / 610	36 / 914

PRICING

STANDARD, UNFINISHED BACK (S) & ELEVATED BY BASE, UNFINISHED BACK (U)								
FILE (F)			BOX/BOX (B)					
Journal Laminate	Flintwood	Veneer	Journal Laminate	Flintwood	Veneer			
936	1356	1423	1141	1654	1735			
994	1440	1511	1202	1739	1828			
1036	1503	1579	1245	1805	1895			
1051	1522	1598	1261	1826	1919			
1080	1566	1643	1290	1869	1964			
986	1430	1500	1190	1726	1814			
1043	1513	1589	1253	1814	1902			
1087	1574	1656	1296	1877	1972			
1102	1597	1676	1310	1898	1994			
1130	1638	1720	1341	1943	2040			

STANDARD, FINISHED BACK (F) & ELEVATED BY BASE, FINISHED BACK (B)								
FILE (F)			BOX/BOX (B)					
Journal Laminate	Flintwood	Veneer	Journal Laminate	Flintwood	Veneer			
956	1386	1457	1162	1685	1770			
1014	1471	1544	1220	1771	1862			
1058	1534	1611	1267	1836	1927			
1073	1557	1633	1283	1859	1951			
1102	1597	1676	1312	1901	1995			
1009	1462	1536	1212	1759	1847			
1065	1544	1622	1274	1846	1938			
1109	1608	1689	1318	1912	2008			
1122	1629	1711	1333	1933	2028			
1153	1670	1755	1364	1977	2074			

If Lock is specified, add 71

C J P B Pedestal, Unfinished Top, 1.5 High

WHAT'S INCLUDED

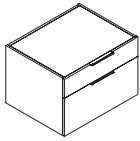
1 cabinet with back (as specified), drawers box/file, drawer pulls (as specified), 1 pencil tray included with 16" widths only, lock and keys (if specified).

NOTES

Top is to be ordered separately.

Base is ordered separately for "Elevated by Base" option.

For Wood Grain Directions, see the *Application Guide* section.



Box/File

PRODUCT OPTIONS

Base & Back Style	Storage Type	Depth	Width
S Standard (Levelers), Unfinished Back	B Box/File	20, 24	16, 24, 30, 32, 36
F Standard (Levelers), Finished Back			
U Elevated by Base, Unfinished Back			
B Elevated by Base, Finished Back			

SAMPLE ORDER CODE

CJPB S	B	20	30
---------------	----------	-----------	-----------

PRODUCT OPTIONS (CONTINUED)

Case Finish	Pull Style	Pull Finish	Lock Option	Wire Management Notch
Flintwood	R Rectangular	7 Platinum	N No Lock	N None
Veneer		V Very White		K Key Alike
Journal Laminate	J Journal	E Ebony	R Key Random	R Right
		X Anthracite		B Both

SAMPLE ORDER CODE (CONTINUED)

FX	J	V	K	L
-----------	----------	----------	----------	----------

See Pricing on the following page.

C J P B
Pedestal, Unfinished Top, 1.5 High
(Continued)

DIMENSIONS
INCHES / MM

D	W
20 / 508	16 / 406
20 / 508	24 / 610
20 / 508	30 / 762
20 / 508	32 / 813
20 / 508	36 / 914
24 / 610	16 / 406
24 / 610	24 / 610
24 / 610	30 / 762
24 / 610	32 / 813
24 / 610	36 / 914

PRICING

STANDARD, UNFINISHED BACK (S) & ELEVATED, UNFINISHED BACK (U)

BOX/FILE (B)

Journal Laminate	Flintwood	Veneer
1132	1640	1724
1228	1779	1868
1298	1883	1977
1321	1916	2011
1369	1985	2085
1169	1696	1783
1264	1834	1926
1336	1937	2036
1361	1971	2069
1408	2040	2143

STANDARD, FINISHED BACK (F) & ELEVATED BY BASE, FINISHED BACK (B)

BOX/FILE (B)

D	W	Journal Laminate	Flintwood	Veneer
20 / 508	16 / 406	1153	1670	1756
20 / 508	24 / 610	1247	1808	1898
20 / 508	30 / 762	1318	1912	2009
20 / 508	32 / 813	1342	1946	2044
20 / 508	36 / 914	1391	2015	2116
24 / 610	16 / 406	1190	1726	1814
24 / 610	24 / 610	1286	1864	1959
24 / 610	30 / 762	1357	1966	2067
24 / 610	32 / 813	1383	2002	2103
24 / 610	36 / 914	1430	2072	2175

If Lock is specified, add 71

C J P C

Pedestal, Unfinished Top, 2 High

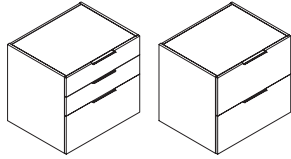
WHAT'S INCLUDED

1 cabinet with back (as specified), drawers box/box/file or file/file (as specified), drawer pulls (as specified), 1 pencil tray included with 16" widths only, lock and keys (if specified).

NOTES

Top is to be ordered separately.

For Wood Grain Directions, see the *Application Guide* section.



Box/Box/File

File/File

PRODUCT OPTIONS

Base & Back Style		Storage Type	Depth	Width
S Standard (Levelers), Unfinished Back	B Box/Box/File		20, 24	16, 24, 30, 32, 36
F Standard (Levelers), Finished Back	F File/File			

SAMPLE ORDER CODE

CJPC S	B	20	30
---------------	----------	-----------	-----------

PRODUCT OPTIONS (CONTINUED)

Case Finish	Pull Style	Pull Finish	Lock Option	Wire Management Notch
Flintwood	R Rectangular	7 Platinum	N No Lock	N None
Veneer	J Journal	V Very White	K Key Alike	L Left
Journal Laminate		E Ebony	R Key Random	R Right
		X Anthracite		B Both

SAMPLE ORDER CODE (CONTINUED)

FX	J	V	K	L
-----------	----------	----------	----------	----------

See Pricing on the following page.

C J P C
Pedestal, Unfinished Top, 2 High
(Continued)

DIMENSIONS
INCHES / MM

D	W
20 / 508	16 / 406
20 / 508	24 / 610
20 / 508	30 / 762
20 / 508	32 / 813
20 / 508	36 / 914
24 / 610	16 / 406
24 / 610	24 / 610
24 / 610	30 / 762
24 / 610	32 / 813
24 / 610	36 / 914

PRICING

STANDARD, UNFINISHED BACK (S)								
FILE/FILE (F)			BOX/BOX/FILE (B)					
Journal Laminate	Flintwood	Veneer	Journal Laminate	Flintwood	Veneer			
1386	2010	2111	1435	2080	2185			
1457	2112	2218	1522	2205	2318			
1509	2188	2299	1589	2304	2420			
1528	2213	2325	1611	2335	2452			
1563	2264	2378	1655	2398	2521			
1431	2073	2176	1485	2153	2261			
1500	2174	2285	1572	2278	2394			
1553	2250	2365	1639	2375	2493			
1571	2276	2392	1660	2406	2526			
1582	2292	2407	1705	2468	2595			

STANDARD, FINISHED BACK (F)								
FILE/FILE (F)			BOX/BOX/FILE (B)					
Journal Laminate	Flintwood	Veneer	Journal Laminate	Flintwood	Veneer			
1411	2043	2145	1459	2114	2219			
1480	2144	2250	1545	2241	2350			
1532	2220	2333	1611	2336	2453			
1549	2246	2361	1633	2368	2487			
1586	2298	2413	1677	2431	2553			
1453	2107	2213	1508	2185	2297			
1522	2205	2318	1595	2311	2428			
1574	2282	2398	1660	2406	2526			
1593	2310	2426	1683	2438	2560			
1604	2325	2442	1726	2502	2627			

If Lock is specified, add 71

C J P X

Pedestal, Integral Top, 1 High

WHAT'S INCLUDED

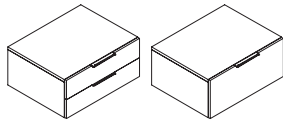
1 cabinet with back (as specified), drawers box/box or file (as specified), drawer pulls (as specified), 1 pencil tray included with 16" widths only, lock and keys (if specified).

NOTES

No additional top is required for this unit.

Base is ordered separately for "Elevated by Base" option.

For Wood Grain Directions, see the *Application Guide* section.



Box/Box

File

PRODUCT OPTIONS

Base & Back Style	Storage Type	Depth	Width	Case Finish
S Standard (Levelers), Unfinished Back	B Box/Box	20, 24	16, 24, 30, 32, 36	Flintwood
F Standard (Levelers), Finished Back	F File			Veneer
U Elevated by Base, Unfinished Back				Journal Laminate
B Elevated by Base, Finished Back				

SAMPLE ORDER CODE

CJPX S	B	20	30	FX
---------------	----------	-----------	-----------	-----------

PRODUCT OPTIONS (CONTINUED)

Electrical	Pull Style	Pull Finish	Lock Option	Wire Management Notch
N No Notch	R Rectangular	7 Platinum	N No Lock	N None
U Center Notch	J Journal	V Very White	K Key Alike	L Left
		E Ebony	R Key Random	R Right
		X Anthracite		B Both

SAMPLE ORDER CODE (CONTINUED)

N	J	V	K	L
----------	----------	----------	----------	----------

See Pricing on the following page.

C J P X
Pedestal, Integral Top, 1 High
(Continued)

DIMENSIONS
INCHES / MM

D	W
20 / 508	16 / 406
20 / 508	24 / 610
20 / 508	30 / 762
20 / 508	32 / 813
20 / 508	36 / 914
24 / 610	16 / 406
24 / 610	24 / 610
24 / 610	30 / 762
24 / 610	32 / 813
24 / 610	36 / 914

PRICING

STANDARD, UNFINISHED BACK (S) & ELEVATED BY BASE, UNFINISHED BACK (U)								
FILE (F)			BOX/BOX (B)					
Journal Laminate	Flintwood	Veneer	Journal Laminate	Flintwood	Veneer			
1020	1479	1553	1244	1801	1892			
1086	1572	1654	1310	1898	1994			
1133	1643	1726	1361	1972	2071			
1151	1667	1750	1377	1995	2098			
1184	1716	1800	1411	2044	2148			
1065	1544	1622	1302	1885	1980			
1131	1639	1721	1366	1982	2082			
1180	1711	1796	1416	2053	2159			
1196	1734	1820	1435	2079	2182			
1228	1779	1868	1469	2127	2234			

STANDARD, FINISHED BACK (F) & ELEVATED BY BASE, FINISHED BACK (B)								
FILE (F)			BOX/BOX (B)					
Journal Laminate	Flintwood	Veneer	Journal Laminate	Flintwood	Veneer			
1043	1513	1590	1268	1837	1928			
1109	1608	1689	1334	1934	2030			
1158	1677	1763	1385	2009	2109			
1175	1701	1788	1400	2030	2133			
1206	1748	1837	1435	2080	2185			
1089	1580	1660	1324	1920	2015			
1155	1673	1759	1392	2016	2117			
1204	1745	1833	1441	2089	2196			
1219	1768	1858	1459	2114	2220			
1254	1815	1907	1492	2162	2271			

If Lock is specified, add 71
 If Center Notch is specified, add 13

C J P Y

Pedestal, Integral Top, 1.5 High

WHAT'S INCLUDED

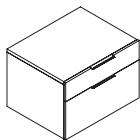
1 cabinet with back (as specified), drawers box/file, drawer pulls (as specified), 1 pencil tray included with 16" widths only, lock and keys (if specified).

NOTES

No additional top is required for this unit.

Base is ordered separately for "Elevated by Base" option.

For Wood Grain Directions, see the *Application Guide* section.



Box/File

PRODUCT OPTIONS

Base & Back Style	Storage Type	Depth	Width	Case Finish
S Standard (Levelers), Unfinished Back	B Box/File	20, 24	16, 24, 30, 32, 36	Flintwood
F Standard (Levelers), Finished Back				Veneer
U Elevated by Base, Unfinished Back				Journal Laminate
B Elevated by Base, Finished Back				

SAMPLE ORDER CODE

CJPY S	B	20	30	FX
---------------	----------	-----------	-----------	-----------

PRODUCT OPTIONS (CONTINUED)

Electrical	Pull Style	Pull Finish	Lock Option	Wire Management Notch
N No Notch	R Rectangular	7 Platinum	N No Lock	N None
U Center Notch		J Journal		V Very White
		E Ebony	R Key Random	R Right
		X Anthracite		B Both

SAMPLE ORDER CODE (CONTINUED)

N	J	V	K	L
----------	----------	----------	----------	----------

See Pricing on the following page.

C J P Y
Pedestal, Integral Top, 1.5 High
(Continued)

DIMENSIONS
INCHES / MM

D	W
20 / 508	16 / 406
20 / 508	24 / 610
20 / 508	30 / 762
20 / 508	32 / 813
20 / 508	36 / 914
24 / 610	16 / 406
24 / 610	24 / 610
24 / 610	30 / 762
24 / 610	32 / 813
24 / 610	36 / 914

PRICING

STANDARD, UNFINISHED BACK (S) & ELEVATED BY BASE, UNFINISHED BACK (U)
BOX/FILE (B)

Journal Laminate	Flintwood	Veneer
1245	1805	1895
1353	1959	2057
1431	2073	2176
1459	2114	2219
1510	2189	2300
1288	1866	1962
1393	2020	2123
1473	2137	2243
1500	2173	2281
1553	2250	2365

STANDARD, FINISHED BACK (F) & ELEVATED BY BASE, FINISHED BACK (B)
BOX/FILE (B)

D	W	Journal Laminate	Flintwood	Veneer
20 / 508	16 / 406	1268	1839	1933
20 / 508	24 / 610	1376	1993	2094
20 / 508	30 / 762	1455	2109	2216
20 / 508	32 / 813	1481	2146	2254
20 / 508	36 / 914	1534	2223	2336
24 / 610	16 / 406	1312	1899	1995
24 / 610	24 / 610	1416	2053	2159
24 / 610	30 / 762	1498	2170	2278
24 / 610	32 / 813	1523	2210	2319
24 / 610	36 / 914	1576	2286	2399

If Lock is specified, add 71
 If Center Notch is specified, add 13

CJPZ

Pedestal, Integral Top, 2 High

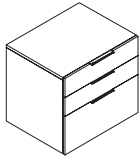
WHAT'S INCLUDED

1 cabinet with back (as specified), drawers box/box/file or file/file (as specified), drawer pulls (as specified), 1 pencil tray included with 16" widths only, lock and keys (if specified).

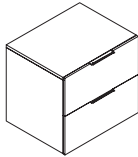
NOTES

No additional top is required for this unit.

For Wood Grain Directions, see the *Application Guide* section.



Box/Box/File



File/File

PRODUCT OPTIONS

Base & Back Style	Storage Type	Depth	Width	Case Finish
S Standard (Levelers), Unfinished Back F Standard (Levelers), Finished Back	B Box/Box/File F File/File	20, 24	16, 24, 30, 32, 36	Flintwood Veneer Journal Laminate

SAMPLE ORDER CODE

CJPZ S	B	20	30	FX
---------------	----------	-----------	-----------	-----------

PRODUCT OPTIONS (CONTINUED)

Electrical	Pull Style	Pull Finish	Lock Option	Wire Management Notch
N No Notch U Center Notch	R Rectangular J Journal	7 Platinum V Very White E Ebony X Anthracite	N No Lock K Key Alike R Key Random	N None L Left R Right B Both

SAMPLE ORDER CODE (CONTINUED)

N	J	V	K	L
----------	----------	----------	----------	----------

See Pricing on the following page.

C J P Z

**Pedestal, Integral Top, 2 High
(Continued)**

**DIMENSIONS
INCHES / MM**

D	W
20 / 508	16 / 406
20 / 508	24 / 610
20 / 508	30 / 762
20 / 508	32 / 813
20 / 508	36 / 914
24 / 610	16 / 406
24 / 610	24 / 610
24 / 610	30 / 762
24 / 610	32 / 813
24 / 610	36 / 914

PRICING

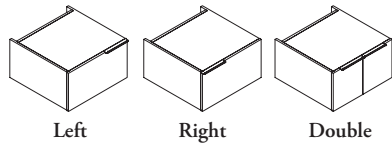
STANDARD, UNFINISHED BACK (S)						
FILE/FILE (F)			BOX/BOX/FILE (B)			
Journal Laminate	Flintwood	Veneer	Journal Laminate	Flintwood	Veneer	
1455	2109	2214	1573	2279	2394	
1545	2242	2354	1672	2423	2544	
1614	2340	2457	1745	2528	2655	
1638	2373	2493	1770	2566	2694	
1684	2439	2564	1818	2634	2768	
1503	2180	2290	1629	2361	2478	
1596	2313	2428	1725	2500	2626	
1663	2413	2533	1797	2604	2739	
1687	2445	2568	1824	2642	2775	
1734	2513	2639	1872	2714	2849	

STANDARD, FINISHED BACK (F)						
FILE/FILE (F)			BOX/BOX/FILE (B)			
Journal Laminate	Flintwood	Veneer	Journal Laminate	Flintwood	Veneer	
1479	2143	2250	1597	2315	2433	
1571	2276	2392	1696	2457	2581	
1639	2376	2496	1770	2566	2694	
1662	2408	2530	1793	2600	2728	
1708	2475	2600	1843	2670	2806	
1529	2216	2327	1651	2394	2515	
1619	2347	2465	1749	2536	2663	
1688	2448	2571	1824	2642	2775	
1712	2480	2604	1848	2678	2811	
1757	2546	2674	1895	2748	2885	

If Lock is specified, add 71
If Center Notch is specified, add 13

C J C A

Closed Storage, Unfinished Top, 1 High



WHAT'S INCLUDED

1 cabinet with back (as specified), hinged door(s), pulls (as specified), lock and keys (if specified). Wall Mount back style (if specified), wall cleat and hardware is included.

NOTES

Top is to be ordered separately.

Base is ordered separately for "Elevated by Base" option.

16" and 24" widths have single door, 30" widths and greater have double doors.

42" and 48" widths have a center gable.

Wall Mount back style is only available for 20" depth.

Wall Rail (CJXW) can be specified separately to offer a span of single support for multiple wall-mounted configurable units.

For Wood Grain Directions, see the *Application Guide* section.

PRODUCT OPTIONS

Base & Back Style	Case Handedness	Depth	Width	Case Finish
S Standard (Levelers), Unfinished Back	L Left	20, 24	16, 24, 30, 32, 36, 42, 48	Flintwood
F Standard (Levelers), Finished Back	R Right			Veneer
A Standard (Levelers), Electrical Access Back	D Double			Journal Laminate
W Elevated, Wall Mount				
M Elevated, Wall Mount, Electrical Access Back				
U Elevated by Base, Unfinished Back				
B Elevated by Base, Finished Back				
E Elevated by Base, Electrical Access Back				

SAMPLE ORDER CODE

CJCA W	D	20	30	FX
---------------	----------	-----------	-----------	-----------

PRODUCT OPTIONS (CONTINUED)

Pull Style	Pull Finish	Lock Option	Wire Management Notch	Wall Mount (only for Base & Back Style: W and M)
R Rectangular	7 Platinum	N No Lock	N None	N None
J Journal	V Very White	K Key Alike	L Left	L Left
	E Ebony	R Key Random	R Right	R Right
	X Anthracite		B Both	B Both

SAMPLE ORDER CODE (CONTINUED)

J	V	L	L	B
----------	----------	----------	----------	----------

See Pricing on the following page.

C J C A
Closed Storage, Unfinished Top,
1 High (Continued)

DIMENSIONS
INCHES / MM

D	W
20 / 508	16 / 406
20 / 508	24 / 610
24 / 610	16 / 406
24 / 610	24 / 610
20 / 508	30 / 762
20 / 508	32 / 813
20 / 508	36 / 914
20 / 508	42 / 1067
20 / 508	48 / 1219
24 / 610	30 / 762
24 / 610	32 / 813
24 / 610	36 / 914
24 / 610	42 / 1067
24 / 610	48 / 1219
20 / 508	30 / 762
20 / 508	32 / 813
20 / 508	36 / 914
20 / 508	42 / 1067
20 / 508	48 / 1219
24 / 610	30 / 762
24 / 610	32 / 813
24 / 610	36 / 914
24 / 610	42 / 1067
24 / 610	48 / 1219

PRICING

STANDARD, UNFINISHED BACK (S) & ELEVATED BY BASE, UNFINISHED BACK (U)

LEFT (L) / RIGHT (R)

Journal Laminate	Flintwood	Veneer
999	1560	1638
1034	1616	1697
1031	1611	1692
1066	1668	1752

DOUBLE (D)

Journal Laminate	Flintwood	Veneer
1100	1718	1805
1121	1750	1839
1166	1820	1913
1233	1924	2021
1297	2027	2129
1132	1770	1861
1153	1803	1894
1197	1872	1967
1264	1977	2075
1332	2080	2185

STANDARD, FINISHED BACK (F) & ELEVATED BY BASE, FINISHED BACK (B)

LEFT (L) / RIGHT (R)

Journal Laminate	Flintwood	Veneer
1024	1598	1680
1059	1655	1738
1057	1650	1734
1092	1708	1791

DOUBLE (D)

Journal Laminate	Flintwood	Veneer
1124	1757	1846
1146	1790	1878
1189	1859	1951
1256	1963	2062
1322	2067	2169
1157	1807	1898
1179	1842	1936
1221	1912	2008
1290	2015	2116
1356	2117	2225

Pricing is continued on the following page.

C J C A

Closed Storage, Unfinished Top,
1 High (Continued)

DIMENSIONS
INCHES / MM

D	W
20 / 508	16 / 406
20 / 508	24 / 610
24 / 610	16 / 406
24 / 610	24 / 610

20 / 508	30 / 762
20 / 508	32 / 813
20 / 508	36 / 914
20 / 508	42 / 1067
20 / 508	48 / 1219

24 / 610	30 / 762
24 / 610	32 / 813
24 / 610	36 / 914
24 / 610	42 / 1067
24 / 610	48 / 1219

20 / 508	16 / 406
20 / 508	24 / 610

20 / 508	30 / 762
20 / 508	32 / 813
20 / 508	36 / 914
20 / 508	42 / 1067
20 / 508	48 / 1219

20 / 508	16 / 406
20 / 508	24 / 610

20 / 508	30 / 762
20 / 508	32 / 813
20 / 508	36 / 914
20 / 508	42 / 1067
20 / 508	48 / 1219

PRICING

STANDARD, ELECTRICAL ACCESS BACK (A) & ELEVATED BY BASE, ELECTRICAL ACCESS BACK (F)

LEFT (L) / RIGHT (R)

Journal Laminate	Flintwood	Veneer
1056	1648	1732
1092	1706	1791
1089	1701	1788
1124	1757	1847

DOUBLE (D)

Journal Laminate	Flintwood	Veneer
1157	1807	1898
1179	1842	1936
1239	1937	2037
1334	2083	2188
1427	2228	2341
1190	1861	1952
1211	1893	1989
1274	1991	2091
1365	2134	2242
1459	2278	2395

ELEVATED WALL MOUNT (W)

LEFT (L) / RIGHT (R)

Journal Laminate	Flintwood	Veneer
1080	1688	1772
1115	1742	1829

DOUBLE (D)

Journal Laminate	Flintwood	Veneer
1179	1842	1936
1202	1875	1971
1241	1942	2039
1307	2043	2145
1371	2143	2250

ELEVATED WALL MOUNT, ELECTRICAL ACCESS BACK (M)

LEFT (L) / RIGHT (R)

Journal Laminate	Flintwood	Veneer
1083	1690	1777
1121	1750	1839

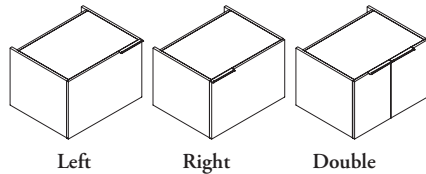
DOUBLE (D)

Journal Laminate	Flintwood	Veneer
1188	1856	1949
1210	1891	1984
1276	1993	2093
1372	2145	2252
1471	2299	2415

If Lock is specified, add 71

C J C B

Closed Storage, Unfinished Top, 1.5 High



WHAT'S INCLUDED

1 cabinet with back (as specified), 1 height-adjustable shelf, hinged door(s), pulls (as specified), lock and keys (if specified). Wall Mount back style (if specified), wall cleat and hardware is included.

NOTES

Top is to be ordered separately.

Base is ordered separately for "Elevated by Base" option.

16" and 24" widths have single door, 30" widths and greater have double doors.

42" and 48" widths have a center gable.

Wall Mount back style is only available for 20" depth.

Wall Rail (CJXW) can be specified separately to offer a span of single support for multiple wall-mounted configurable units.

For Wood Grain Directions, see the *Application Guide* section.

PRODUCT OPTIONS

Base & Back Style	Case Handedness	Depth	Width	Case Finish
S Standard (Levelers), Unfinished Back	L Left	20, 24	16, 24, 30, 32, 36, 42, 48	Flintwood
F Standard (Levelers), Finished Back	R Right			Veneer
A Standard (Levelers), Electrical Access Back	D Double			Journal Laminate
W Elevated, Wall Mount				
M Elevated, Wall Mount Electrical Access Back				
U Elevated by Base, Unfinished Back				
B Elevated by Base, Finished Back				
E Elevated by Base, Electrical Access Back				

SAMPLE ORDER CODE

CJCB W	D	20	30	FX
---------------	----------	-----------	-----------	-----------

PRODUCT OPTIONS (CONTINUED)

Pull Style	Pull Finish	Lock Option	Wire Management Notch	Wall Mount (only for Base & Back Style: W and M)
R Rectangular	7 Platinum	N No Lock	N None	N None
J Journal	V Very White	K Key Alike	L Left	L Left
	E Ebony	R Key Random	R Right	R Right
	X Anthracite		B Both	B Both

SAMPLE ORDER CODE (CONTINUED)

J	V	L	L	B
----------	----------	----------	----------	----------

See Pricing on the following page.

C J C B
Closed Storage, Unfinished Top,
1.5 High (Continued)

DIMENSIONS
INCHES / MM

D	W
20 / 508	16 / 406
20 / 508	24 / 610
24 / 610	16 / 406
24 / 610	24 / 610
20 / 508	30 / 762
20 / 508	32 / 813
20 / 508	36 / 914
20 / 508	42 / 1067
20 / 508	48 / 1219
24 / 610	30 / 762
24 / 610	32 / 813
24 / 610	36 / 914
24 / 610	42 / 1067
24 / 610	48 / 1219
20 / 508	16 / 406
20 / 508	24 / 610
24 / 610	16 / 406
24 / 610	24 / 610
20 / 508	30 / 762
20 / 508	32 / 813
20 / 508	36 / 914
20 / 508	42 / 1067
20 / 508	48 / 1219
24 / 610	30 / 762
24 / 610	32 / 813
24 / 610	36 / 914
24 / 610	42 / 1067
24 / 610	48 / 1219

PRICING

STANDARD, UNFINISHED BACK (S) & ELEVATED BY BASE, UNFINISHED BACK (U)

LEFT (L) / RIGHT (R)

Journal Laminate	Flintwood	Veneer
1144	1786	1875
1182	1847	1940
1182	1847	1940
1219	1907	2004

DOUBLE (D)

Journal Laminate	Flintwood	Veneer
1247	1949	2049
1268	1982	2083
1314	2052	2156
1382	2156	2264
1448	2261	2375
1286	2010	2111
1308	2044	2146
1354	2114	2219
1420	2218	2329
1485	2320	2437

STANDARD, FINISHED BACK (F) & ELEVATED BY BASE, FINISHED BACK (B)

LEFT (L) / RIGHT (R)

Journal Laminate	Flintwood	Veneer
1172	1832	1923
1210	1892	1986
1210	1892	1986
1249	1952	2051

DOUBLE (D)

Journal Laminate	Flintwood	Veneer
1277	1994	2095
1298	2028	2130
1342	2097	2203
1409	2201	2313
1474	2305	2421
1314	2053	2159
1336	2089	2194
1382	2159	2268
1448	2262	2375
1514	2365	2484

Pricing is continued on the following page.

C J C B

**Closed Storage, Unfinished Top,
1.5 High (Continued)**

**DIMENSIONS
INCHES / MM**

D	W
20 / 508	16 / 406
20 / 508	24 / 610
24 / 610	16 / 406
24 / 610	24 / 610
20 / 508	30 / 762
20 / 508	32 / 813
20 / 508	36 / 914
20 / 508	42 / 1067
20 / 508	48 / 1219
24 / 610	30 / 762
24 / 610	32 / 813
24 / 610	36 / 914
24 / 610	42 / 1067
24 / 610	48 / 1219
20 / 508	16 / 406
20 / 508	24 / 610
20 / 508	30 / 762
20 / 508	32 / 813
20 / 508	36 / 914
20 / 508	42 / 1067
20 / 508	48 / 1219
20 / 508	16 / 406
20 / 508	24 / 610
20 / 508	30 / 762
20 / 508	32 / 813
20 / 508	36 / 914
20 / 508	42 / 1067
20 / 508	48 / 1219

PRICING

STANDARD, ELECTRICAL ACCESS BACK (A) & ELEVATED BY BASE, ELECTRICAL ACCESS BACK (E)

LEFT (L) / RIGHT (R)

Journal Laminate	Flintwood	Veneer
1194	1865	1960
1233	1926	2023
1233	1926	2023
1270	1987	2087

DOUBLE (D)

Journal Laminate	Flintwood	Veneer
1298	2028	2130
1320	2064	2167
1379	2154	2262
1467	2292	2407
1557	2431	2553
1337	2091	2196
1358	2124	2230
1419	2217	2328
1507	2351	2474
1595	2492	2618

ELEVATED WALL MOUNT (W)

LEFT (L) / RIGHT (R)

Journal Laminate	Flintwood	Veneer
1205	1883	1977
1238	1934	2030

DOUBLE (D)

Journal Laminate	Flintwood	Veneer
1296	2025	2127
1315	2057	2161
1356	2119	2226
1416	2216	2327
1478	2307	2423

ELEVATED WALL MOUNT, ELECTRICAL ACCESS BACK (M)

LEFT (L) / RIGHT (R)

Journal Laminate	Flintwood	Veneer
1197	1871	1966
1238	1934	2030

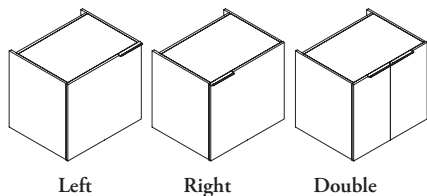
DOUBLE (D)

Journal Laminate	Flintwood	Veneer
1304	2037	2139
1326	2071	2173
1384	2162	2271
1471	2299	2415
1560	2437	2559

If Lock is specified, add 71

CJCC

Closed Storage, Unfinished Top, 2 High



WHAT'S INCLUDED

1 cabinet with back (as specified), 1 height-adjustable shelf, hinged door(s), pulls (as specified), lock and keys (if specified).

NOTES

Top is to be ordered separately.

16" and 24" widths have single door, 30" widths and greater have double doors.

42" and 48" widths have a center gable.

For Wood Grain Directions, see the *Application Guide* section.

PRODUCT OPTIONS

Base & Back Style	Case Handedness	Depth	Width
S Standard (Levelers), Unfinished Back	L Left	20, 24	16, 24, 30, 32, 36, 42, 48
F Standard (Levelers), Finished Back	R Right		
A Standard (Levelers), Electrical Access Back	D Double		

SAMPLE ORDER CODE

CJCC S	D	20	30
---------------	----------	-----------	-----------

PRODUCT OPTIONS (CONTINUED)

Case Finish	Pull Style	Pull Finish	Lock Option	Wire Management Notch
Flintwood	R Rectangular	7 Platinum	N No Lock	N None
Veneer	J Journal	V Very White	K Key Alike	L Left
Journal Laminate		E Ebony	R Key Random	R Right
		X Anthracite		B Both

SAMPLE ORDER CODE (CONTINUED)

FX	J	V	L	L
-----------	----------	----------	----------	----------

See Pricing on the following page.

C J C C
Closed Storage, Unfinished Top,
2 High (Continued)

DIMENSIONS
INCHES / MM

D	W
20 / 508	16 / 406
20 / 508	24 / 610
24 / 610	16 / 406
24 / 610	24 / 610
20 / 508	30 / 762
20 / 508	32 / 813
20 / 508	36 / 914
20 / 508	42 / 1067
20 / 508	48 / 1219
24 / 610	30 / 762
24 / 610	32 / 813
24 / 610	36 / 914
24 / 610	42 / 1067
24 / 610	48 / 1219
20 / 508	16 / 406
20 / 508	24 / 610
24 / 610	16 / 406
24 / 610	24 / 610
20 / 508	30 / 762
20 / 508	32 / 813
20 / 508	36 / 914
20 / 508	42 / 1067
20 / 508	48 / 1219
24 / 610	30 / 762
24 / 610	32 / 813
24 / 610	36 / 914
24 / 610	42 / 1067
24 / 610	48 / 1219

PRICING

STANDARD, UNFINISHED BACK (S)

LEFT (L) / RIGHT (R)

Journal Laminate	Flintwood	Veneer
1245	1946	2044
1293	2022	2125
1286	2011	2112
1336	2089	2194

DOUBLE (D)

Journal Laminate	Flintwood	Veneer
1372	2144	2250
1397	2185	2293
1448	2262	2375
1521	2376	2495
1595	2493	2619
1413	2210	2320
1441	2250	2364
1489	2328	2443
1563	2443	2567
1638	2557	2689

STANDARD, FINISHED BACK (F)

LEFT (L) / RIGHT (R)

Journal Laminate	Flintwood	Veneer
1283	2004	2104
1333	2082	2187
1326	2071	2173
1373	2146	2254

DOUBLE (D)

Journal Laminate	Flintwood	Veneer
1409	2201	2313
1435	2242	2354
1484	2319	2436
1559	2436	2557
1632	2551	2678
1452	2269	2380
1478	2307	2423
1528	2387	2507
1600	2500	2626
1675	2618	2748

Pricing is continued on the following page.

CJCC

Closed Storage, Unfinished Top,
2 High (Continued)

DIMENSIONS
INCHES / MM

D	W
20 / 508	16 / 406
20 / 508	24 / 610
24 / 610	16 / 406
24 / 610	24 / 610

20 / 508	30 / 762
20 / 508	32 / 813
20 / 508	36 / 914
20 / 508	42 / 1067
20 / 508	48 / 1219

24 / 610	30 / 762
24 / 610	32 / 813
24 / 610	36 / 914
24 / 610	42 / 1067
24 / 610	48 / 1219

PRICING

STANDARD, ELECTRICAL ACCESS BACK (A)

LEFT (L) / RIGHT (R)

Journal Laminate	Flintwood	Veneer
1297	2027	2129
1347	2104	2213
1341	2095	2198
1390	2170	2278

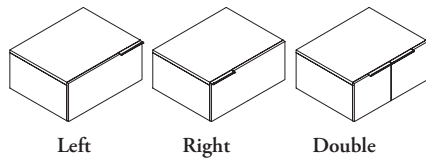
DOUBLE (D)

Journal Laminate	Flintwood	Veneer
1424	2226	2339
1450	2268	2379
1516	2370	2489
1616	2524	2653
1714	2678	2812
1467	2292	2407
1492	2332	2450
1559	2436	2557
1658	2590	2720
1757	2746	2884

If Lock is specified, add 71

C J C X

Closed Storage, Integral Top, 1 High



WHAT'S INCLUDED

1 cabinet with back (as specified), hinged door(s), pulls (as specified), top surface grommet, module notch (if specified), lock and keys (if specified). Wall Mount back style (if specified), wall cleat and hardware is included.

NOTES

No additional top is required for this unit.

Base is ordered separately for "Elevated by Base" option.

16" and 24" widths have single door, 30" widths and greater have double doors.

42" and 48" widths have a center gable.

Wall Mount back style is only available for 20" depth.

Left/Right electrical options are only for 24" widths and greater.

Wall Rail (CJXW) can be specified separately to offer a span of single support for multiple wall-mounted configurable units.

For Wood Grain Directions, see the *Application Guide* section.

PRODUCT OPTIONS

Base & Back Style	Case Handedness	Depth	Width	Case Finish
S Standard (Levelers), Unfinished Back	L Left	20, 24	16, 24, 30, 32, 36, 42, 48	Flintwood
F Standard (Levelers), Finished Back	R Right			Veneer
A Standard (Levelers), Electrical Access Back	D Double			Journal Laminate
W Elevated, Wall Mount				
M Elevated, Wall Mount Electrical Access Back				
U Elevated by Base, Unfinished Back				
B Elevated by Base, Finished Back				
E Elevated by Base, Electrical Access Back				

SAMPLE ORDER CODE

CJ CX W	D	20	30	FX
----------------	----------	-----------	-----------	-----------

PRODUCT OPTIONS (CONTINUED)

Electrical	Pull Style	Pull Finish	Lock Option	Wire Management Notch	Wall Mount (only for Base & Back Style: W and M)
N None	R Rectangular	7 Platinum	N No Lock	N None	N None
G Left Grommet	J Journal	V Very White	K Key Alike	L Left	L Left
H Center Grommet		E Ebony	R Key Random	R Right	R Right
I Right Grommet		X Anthracite		B Both	B Both
U Center Notch					
O Left Module White					
P Left Module Black					
Q Center Module White					
R Center Module Black					
S Right Module White					
T Right Module Black					

SAMPLE ORDER CODE (CONTINUED)

N	J	V	L	L	B
----------	----------	----------	----------	----------	----------

See Pricing on the following page.

C J C X
Closed Storage, Integral Top,
1 High (Continued)

DIMENSIONS
INCHES / MM

D	W
20 / 508	16 / 406
20 / 508	24 / 610
24 / 610	16 / 406
24 / 610	24 / 610
20 / 508	30 / 762
20 / 508	32 / 813
20 / 508	36 / 914
20 / 508	42 / 1067
20 / 508	48 / 1219
24 / 610	30 / 762
24 / 610	32 / 813
24 / 610	36 / 914
24 / 610	42 / 1067
24 / 610	48 / 1219
20 / 508	16 / 406
20 / 508	24 / 610
24 / 610	16 / 406
24 / 610	24 / 610
20 / 508	30 / 762
20 / 508	32 / 813
20 / 508	36 / 914
20 / 508	42 / 1067
20 / 508	48 / 1219
24 / 610	30 / 762
24 / 610	32 / 813
24 / 610	36 / 914
24 / 610	42 / 1067
24 / 610	48 / 1219

PRICING

STANDARD, UNFINISHED BACK (S) & ELEVATED BY BASE, UNFINISHED BACK (U)

LEFT (L) / RIGHT (R)

Journal Laminate	Flintwood	Veneer
1074	1677	1761
1112	1738	1825
1109	1734	1820
1147	1793	1885

DOUBLE (D)

Journal Laminate	Flintwood	Veneer
1182	1847	1938
1205	1884	1978
1254	1959	2054
1324	2068	2170
1394	2180	2289
1217	1902	1998
1240	1938	2038
1288	2013	2114
1358	2124	2230
1430	2234	2347

STANDARD, FINISHED BACK (F) & ELEVATED BY BASE, FINISHED BACK (B)

LEFT (L) / RIGHT (R)

Journal Laminate	Flintwood	Veneer
1100	1718	1805
1138	1779	1868
1137	1775	1864
1175	1835	1926

DOUBLE (D)

Journal Laminate	Flintwood	Veneer
1208	1888	1982
1233	1924	2021
1278	1996	2097
1349	2109	2216
1420	2219	2330
1244	1943	2040
1267	1979	2079
1314	2052	2156
1385	2163	2274
1455	2274	2388

Pricing is continued on the following page.

C J C X

Closed Storage, Integral Top, 1 High (Continued)

DIMENSIONS
INCHES / MM

D	W
20 / 508	16 / 406
20 / 508	24 / 610
24 / 610	16 / 406
24 / 610	24 / 610

20 / 508	30 / 762
20 / 508	32 / 813
20 / 508	36 / 914
20 / 508	42 / 1067
20 / 508	48 / 1219
24 / 610	30 / 762
24 / 610	32 / 813
24 / 610	36 / 914
24 / 610	42 / 1067
24 / 610	48 / 1219

20 / 508	16 / 406
20 / 508	24 / 610

20 / 508	30 / 762
20 / 508	32 / 813
20 / 508	36 / 914
20 / 508	42 / 1067
20 / 508	48 / 1219

20 / 508	16 / 406
20 / 508	24 / 610

20 / 508	30 / 762
20 / 508	32 / 813
20 / 508	36 / 914
20 / 508	42 / 1067
20 / 508	48 / 1219

PRICING

STANDARD, ELECTRICAL ACCESS BACK (A) & ELEVATED BY BASE, ELECTRICAL ACCESS BACK (E)

LEFT (L) / RIGHT (R)

Journal Laminate	Flintwood	Veneer
1136	1774	1863
1173	1834	1926
1172	1829	1922
1210	1891	1984

DOUBLE (D)

Journal Laminate	Flintwood	Veneer
1241	1942	2039
1267	1979	2079
1334	2083	2188
1433	2239	2349
1531	2392	2513
1279	1998	2098
1304	2037	2139
1368	2139	2245
1469	2293	2408
1567	2449	2571

ELEVATED WALL MOUNT (W)

LEFT (L) / RIGHT (R)

Journal Laminate	Flintwood	Veneer
1160	1814	1904
1197	1871	1966

DOUBLE (D)

Journal Laminate	Flintwood	Veneer
1267	1979	2079
1290	2015	2116
1335	2086	2191
1405	2194	2304
1472	2301	2417

ELEVATED WALL MOUNT, ELECTRICAL ACCESS BACK (M)

LEFT (L) / RIGHT (R)

Journal Laminate	Flintwood	Veneer
942	1472	1545
966	1510	1588

DOUBLE (D)

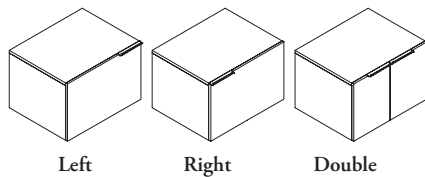
Journal Laminate	Flintwood	Veneer
1028	1604	1685
1046	1636	1717
1086	1696	1783
1146	1790	1878
1205	1884	1978

If Grommet is specified, add 30
 If Module Black is specified, add 208
 If Module White is specified, add 290

If Notch is specified, add 13
 If Lock is specified, add 71

CJCY

Closed Storage, Integral Top, 1.5 High



WHAT'S INCLUDED

1 cabinet with back (as specified), hinged door(s), 1 height-adjustable shelf, pulls (as specified), top surface grommet, module notch (if specified), lock and keys (if specified). Wall Mount back style (if specified), wall cleat and hardware is included.

NOTES

No additional top is required for this unit.

Base is ordered separately for "Elevated by Base" option.

16" and 24" widths have single door, 30" widths and greater have double doors.

42" and 48" widths have a center gable.

Wall Mount back style is only available for 20" depth.

Wall Rail (CJXW) can be specified separately to offer a span of single support for multiple wall-mounted configurable units.

Left/Right electrical options are only for 24" widths and greater.

For Wood Grain Directions, see the *Application Guide* section.

PRODUCT OPTIONS

Base & Back Style	Case Handedness	Depth	Width	Case Finish
S Standard (Levelers), Unfinished Back	L Left	20, 24	16, 24, 30, 32, 36, 42, 48	Flintwood
F Standard (Levelers), Finished Back	R Right			Veneer
A Standard (Levelers), Electrical Access Back	D Double			Journal Laminate
W Elevated, Wall Mount				
M Elevated, Wall Mount Electrical Access Back				
U Elevated by Base, Unfinished Back				
B Elevated by Base, Finished Back				
E Elevated by Base, Electrical Access Back				

SAMPLE ORDER CODE

CJCY W	D	20	30	FX
---------------	----------	-----------	-----------	-----------

PRODUCT OPTIONS (CONTINUED)

Electrical	Pull Style	Pull Finish	Lock Option	Wire Management Notch	Wall Mount (only for Base & Back Style: W and M)
N None	R Rectangular	7 Platinum	N No Lock	N None	N None
G Left Grommet	J Journal	V Very White	K Key Alike	L Left	L Left
H Center Grommet		E Ebony	R Key Random	R Right	R Right
I Right Grommet		X Anthracite		B Both	B Both
U Center Notch					
O Left Module White					
P Left Module Black					
Q Center Module White					
R Center Module Black					
S Right Module White					
T Right Module Black					

SAMPLE ORDER CODE (CONTINUED)

N	J	V	L	L	B
----------	----------	----------	----------	----------	----------

See Pricing on the following page.

C J C Y
Closed Storage, Integral Top,
1.5 High (Continued)

DIMENSIONS
INCHES / MM

D	W
20 / 508	16 / 406
20 / 508	24 / 610
24 / 610	16 / 406
24 / 610	24 / 610
20 / 508	30 / 762
20 / 508	32 / 813
20 / 508	36 / 914
20 / 508	42 / 1067
20 / 508	48 / 1219
24 / 610	30 / 762
24 / 610	32 / 813
24 / 610	36 / 914
24 / 610	42 / 1067
24 / 610	48 / 1219
20 / 508	16 / 406
20 / 508	24 / 610
24 / 610	16 / 406
24 / 610	24 / 610
20 / 508	30 / 762
20 / 508	32 / 813
20 / 508	36 / 914
20 / 508	42 / 1067
20 / 508	48 / 1219
24 / 610	30 / 762
24 / 610	32 / 813
24 / 610	36 / 914
24 / 610	42 / 1067
24 / 610	48 / 1219

PRICING

STANDARD, UNFINISHED BACK (S) & ELEVATED BY BASE, UNFINISHED BACK (U)

LEFT (L) / RIGHT (R)

Journal Laminate	Flintwood	Veneer
1234	1927	2024
1277	1994	2095
1276	1993	2094
1318	2060	2162

DOUBLE (D)

Journal Laminate	Flintwood	Veneer
1347	2104	2212
1369	2140	2248
1416	2216	2327
1489	2328	2443
1566	2446	2568
1387	2169	2277
1413	2205	2318
1460	2279	2397
1531	2392	2513
1603	2504	2629

STANDARD, FINISHED BACK (F) & ELEVATED BY BASE, FINISHED BACK (B)

LEFT (L) / RIGHT (R)

Journal Laminate	Flintwood	Veneer
1264	1977	2075
1306	2042	2144
1306	2042	2144
1349	2109	2216

DOUBLE (D)

Journal Laminate	Flintwood	Veneer
1377	2152	2261
1400	2189	2299
1448	2262	2376
1520	2375	2493
1596	2494	2620
1420	2218	2330
1442	2254	2368
1491	2329	2446
1563	2442	2565
1633	2552	2678

Pricing is continued on the following page.

CJCY

Closed Storage, Integral Top,
1.5 High (Continued)

DIMENSIONS
INCHES / MM

D	W
20 / 508	16 / 406
20 / 508	24 / 610
24 / 610	16 / 406
24 / 610	24 / 610

20 / 508	30 / 762
20 / 508	32 / 813
20 / 508	36 / 914
20 / 508	42 / 1067
20 / 508	48 / 1219
24 / 610	30 / 762
24 / 610	32 / 813
24 / 610	36 / 914
24 / 610	42 / 1067
24 / 610	48 / 1219

20 / 508	16 / 406
20 / 508	24 / 610

20 / 508	30 / 762
20 / 508	32 / 813
20 / 508	36 / 914
20 / 508	42 / 1067
20 / 508	48 / 1219

20 / 508	16 / 406
20 / 508	24 / 610

20 / 508	30 / 762
20 / 508	32 / 813
20 / 508	36 / 914
20 / 508	42 / 1067
20 / 508	48 / 1219

PRICING

STANDARD, ELECTRICAL ACCESS BACK (A) & ELEVATED BY BASE, ELECTRICAL ACCESS BACK (E)

LEFT (L) / RIGHT (R)

Journal Laminate	Flintwood	Veneer
1290	2014	2115
1332	2079	2185
1332	2079	2185
1372	2145	2252

DOUBLE (D)

Journal Laminate	Flintwood	Veneer
1400	2189	2299
1424	2226	2339
1488	2325	2442
1582	2474	2597
1683	2629	2760
1443	2255	2369
1467	2291	2406
1530	2391	2510
1625	2540	2668
1720	2689	2823

ELEVATED WALL MOUNT (W)

LEFT (L) / RIGHT (R)

Journal Laminate	Flintwood	Veneer
1302	2033	2133
1334	2085	2190

DOUBLE (D)

Journal Laminate	Flintwood	Veneer
1398	2187	2298
1421	2220	2332
1464	2288	2402
1529	2388	2509
1597	2496	2623

ELEVATED WALL MOUNT, ELECTRICAL ACCESS BACK (M)

LEFT (L) / RIGHT (R)

Journal Laminate	Flintwood	Veneer
1290	2014	2115
1332	2079	2185

DOUBLE (D)

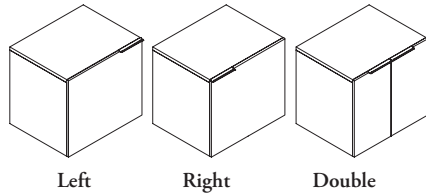
Journal Laminate	Flintwood	Veneer
1400	2189	2299
1424	2226	2339
1488	2325	2442
1582	2474	2597
1683	2629	2760

If Grommet is specified, add 30
If Module Black is specified, add 208
If Module White is specified, add 290

If Notch is specified, add 13
If Lock is specified, add 71

C J C Z

Closed Storage, Integral Top, 2 High



WHAT'S INCLUDED

1 cabinet with back (as specified), hinged door(s), 1 height-adjustable shelf, pulls (as specified), top surface grommet, module notch (if specified), lock and keys (if specified).

NOTES

No additional top is required for this unit.

16" and 24" widths have single door, 30" widths and greater have double doors.

42" and 48" widths have a center gable.

Left/Right electrical options are only for 24" widths and greater.

For Wood Grain Directions, see the *Application Guide* section.

PRODUCT OPTIONS

Base & Back Style	Case Handedness	Depth	Width	Case Finish
S Standard (Levelers), Unfinished Back	L Left	20, 24	16, 24, 30, 32, 36, 42, 48	Flintwood
F Standard (Levelers), Finished Back	R Right			Veneer
A Standard (Levelers), Electrical Access Back	D Double			Journal Laminate

SAMPLE ORDER CODE

CJ CZ S	D	20	30	FX
----------------	----------	-----------	-----------	-----------

PRODUCT OPTIONS (CONTINUED)

Electrical	Pull Style	Pull Finish	Lock Option	Wire Management Notch
N None	R Rectangular	7 Platinum	N No Lock	N None
G Left Grommet	J Journal	V Very White	K Key Alike	L Left
H Center Grommet		E Ebony	R Key Random	R Right
I Right Grommet		X Anthracite		B Both
U Center Notch				
O Left Module White				
P Left Module Black				
Q Center Module White				
R Center Module Black				
S Right Module White				
T Right Module Black				

SAMPLE ORDER CODE (CONTINUED)

N	J	V	L	L
----------	----------	----------	----------	----------

See Pricing on the following page.

C J C Z
Closed Storage, Integral Top,
2 High (Continued)

DIMENSIONS
INCHES / MM

D	W
20 / 508	16 / 406
20 / 508	24 / 610
24 / 610	16 / 406
24 / 610	24 / 610
20 / 508	30 / 762
20 / 508	32 / 813
20 / 508	36 / 914
20 / 508	42 / 1067
20 / 508	48 / 1219
24 / 610	30 / 762
24 / 610	32 / 813
24 / 610	36 / 914
24 / 610	42 / 1067
24 / 610	48 / 1219
20 / 508	16 / 406
20 / 508	24 / 610
24 / 610	16 / 406
24 / 610	24 / 610
20 / 508	30 / 762
20 / 508	32 / 813
20 / 508	36 / 914
20 / 508	42 / 1067
20 / 508	48 / 1219
24 / 610	30 / 762
24 / 610	32 / 813
24 / 610	36 / 914
24 / 610	42 / 1067
24 / 610	48 / 1219

PRICING

STANDARD, UNFINISHED BACK (S)

LEFT (L) / RIGHT (R)

Journal Laminate	Flintwood	Veneer
1341	2095	2198
1393	2176	2288
1385	2166	2274
1440	2249	2363

DOUBLE (D)

Journal Laminate	Flintwood	Veneer
1478	2306	2422
1505	2349	2467
1558	2433	2554
1637	2555	2685
1720	2690	2825
1521	2377	2496
1549	2421	2544
1603	2504	2629
1683	2629	2760
1761	2752	2892

STANDARD, FINISHED BACK (F)

LEFT (L) / RIGHT (R)

Journal Laminate	Flintwood	Veneer
1382	2156	2264
1434	2241	2351
1424	2227	2340
1480	2311	2427

DOUBLE (D)

Journal Laminate	Flintwood	Veneer
1515	2369	2487
1543	2413	2533
1597	2495	2623
1676	2620	2750
1761	2752	2892
1563	2442	2565
1590	2484	2609
1641	2567	2696
1720	2690	2825
1801	2815	2957

Pricing is continued on the following page.

C J C Z

Closed Storage, Integral Top, 2 High (Continued)

DIMENSIONS INCHES / MM

D	W
20 / 508	16 / 406
20 / 508	24 / 610
24 / 610	16 / 406
24 / 610	24 / 610

20 / 508	30 / 762
20 / 508	32 / 813
20 / 508	36 / 914
20 / 508	42 / 1067
20 / 508	48 / 1219
24 / 610	30 / 762
24 / 610	32 / 813
24 / 610	36 / 914
24 / 610	42 / 1067
24 / 610	48 / 1219

PRICING

STANDARD, ELECTRICAL ACCESS BACK (A)

LEFT (L) / RIGHT (R)

Journal Laminate	Flintwood	Veneer
1397	2184	2292
1449	2264	2378
1442	2254	2368
1495	2337	2453

DOUBLE (D)

Journal Laminate	Flintwood	Veneer
1534	2397	2516
1560	2438	2560
1632	2550	2677
1738	2716	2852
1849	2892	3037
1579	2466	2590
1607	2509	2634
1677	2623	2752
1784	2786	2926
1891	2953	3102

If Grommet is specified, add 30

If Module Black is specified, add 208

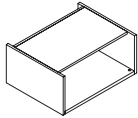
If Module White is specified, add 290

If Notch is specified, add 13

If Lock is specified, add 71

CJOA

Open Storage, Unfinished Top, 1 High



WHAT'S INCLUDED

1 cabinet with back (as specified), lock and keys (if specified). Wall Mount back style (if specified), wall cleat and hardware is included.

NOTES

Top is to be ordered separately.

Base is ordered separately for "Elevated by Base" option.

42" and 48" widths have a center gable.

Wall Mount back style is only available for 20" depth.

Wall Rail (CJXW) can be specified separately to offer a span of single support for multiple wall-mounted configurable units.

For Wood Grain Directions, see the *Application Guide* section.

PRODUCT OPTIONS

Base & Back Style	Depth	Width	Case Finish	Wire Management Notch	Wall Mount (only for Base & Back Style: W and M)
S Standard (Levelers), Unfinished Back	20, 24	16, 24, 30, 32, 36, 42, 48	Flintwood	N None	N None
F Standard (Levelers), Finished Back			Veneer	L Left	L Left
A Standard (Levelers), Electrical Access Back			Journal Laminate	R Right	R Right
W Elevated, Wall Mount				B Both	B Both
M Elevated, Wall Mount Electrical Access Back					
U Elevated by Base, Unfinished Back					
B Elevated by Base, Finished Back					
E Elevated by Base, Electrical Access Back					

SAMPLE ORDER CODE

CJOA W	20	30	FX	L	B
---------------	-----------	-----------	-----------	----------	----------

DIMENSIONS INCHES / MM

D	W
20 / 508	16 / 406
20 / 508	24 / 610
20 / 508	30 / 762
20 / 508	32 / 813
20 / 508	36 / 914
20 / 508	42 / 1067
20 / 508	48 / 1219
24 / 610	16 / 406
24 / 610	24 / 610
24 / 610	30 / 762
24 / 610	32 / 813
24 / 610	36 / 914
24 / 610	42 / 1067
24 / 610	48 / 1219

PRICING

STANDARD, UNFINISHED BACK (S) & ELEVATED BY BASE, UNFINISHED BACK (U)

Journal Laminate	Flintwood	Veneer
809	1264	1328
839	1312	1379
892	1393	1464
909	1421	1493
944	1478	1550
1000	1561	1640
1053	1645	1726
836	1307	1373
865	1354	1421
918	1435	1509
937	1463	1537
973	1520	1596
1027	1601	1683
1080	1687	1770

Pricing is continued on the following page.

CJOA
Open Storage, Unfinished Top,
1 High (Continued)

DIMENSIONS
INCHES / MM

D	W
20 / 508	16 / 406
20 / 508	24 / 610
20 / 508	30 / 762
20 / 508	32 / 813
20 / 508	36 / 914
20 / 508	42 / 1067
20 / 508	48 / 1219
24 / 610	16 / 406
24 / 610	24 / 610
24 / 610	30 / 762
24 / 610	32 / 813
24 / 610	36 / 914
24 / 610	42 / 1067
24 / 610	48 / 1219

20 / 508	16 / 406
20 / 508	24 / 610
20 / 508	30 / 762
20 / 508	32 / 813
20 / 508	36 / 914
20 / 508	42 / 1067
20 / 508	48 / 1219
24 / 610	16 / 406
24 / 610	24 / 610
24 / 610	30 / 762
24 / 610	32 / 813
24 / 610	36 / 914
24 / 610	42 / 1067
24 / 610	48 / 1219

20 / 508	16 / 406
20 / 508	24 / 610
20 / 508	30 / 762
20 / 508	32 / 813
20 / 508	36 / 914
20 / 508	42 / 1067
20 / 508	48 / 1219

20 / 508	16 / 406
20 / 508	24 / 610
20 / 508	30 / 762
20 / 508	32 / 813
20 / 508	36 / 914
20 / 508	42 / 1067
20 / 508	48 / 1219

PRICING

STANDARD, FINISHED BACK (F) & ELEVATED BY BASE, FINISHED BACK (B)

Journal Laminate	Flintwood	Veneer
832	1302	1364
861	1347	1415
914	1430	1500
931	1456	1530
967	1511	1589
1024	1597	1677
1074	1680	1764
858	1342	1409
887	1387	1459
941	1470	1544
959	1499	1573
995	1554	1632
1049	1638	1720
1102	1720	1807

STANDARD, ELECTRICAL ACCESS BACK (A) & ELEVATED BY BASE, ELECTRICAL ACCESS BACK (F)

Journal Laminate	Flintwood	Veneer
863	1349	1416
893	1395	1465
944	1478	1551
964	1505	1580
1015	1587	1668
1093	1711	1795
1173	1833	1924
889	1390	1460
918	1436	1510
973	1520	1596
989	1545	1624
1042	1629	1711
1119	1749	1837
1197	1872	1967

ELEVATED WALL MOUNT (W)

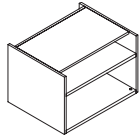
Journal Laminate	Flintwood	Veneer
886	1385	1455
914	1430	1500
966	1510	1587
983	1537	1614
1017	1590	1670
1070	1670	1756
1121	1750	1839

ELEVATED WALL MOUNT, ELECTRICAL ACCESS BACK (M)

Journal Laminate	Flintwood	Veneer
887	1387	1459
919	1438	1510
974	1522	1600
992	1550	1630
1049	1638	1720
1131	1768	1859
1216	1898	1994

CJOB

Open Storage, Unfinished Top, 1.5 High



WHAT'S INCLUDED

1 cabinet with back (as specified), 1 height-adjustable shelf, lock and keys (if specified).
Wall Mount back style (if specified), wall clear and hardware is included.

NOTES

Top is to be ordered separately.

Base is ordered separately for "Elevated by Base" option.

42" and 48" widths have a center gable.

Wall Mount back style is only available for 20" depth.

Wall Rail (CJXW) can be specified separately to offer a span of single support for multiple wall-mounted configurable units.

For Wood Grain Directions, see the *Application Guide* section.

PRODUCT OPTIONS

Base & Back Style	Depth	Width	Case Finish	Wire Management Notch	Wall Mount (only for Base & Back Style: W and M)
S Standard (Levelers), Unfinished Back	20, 24	16, 24, 30, 32, 36, 42, 48	Flintwood Veneer Journal Laminate	N None L Left R Right B Both	N None
F Standard (Levelers), Finished Back					L Left
A Standard (Levelers), Electrical Access Back					R Right
W Elevated, Wall Mount					B Both
M Elevated, Wall Mount Electrical Access Back					
U Elevated by Base, Unfinished Back					
B Elevated by Base, Finished Back					
E Elevated by Base, Electrical Access Back					

SAMPLE ORDER CODE

CJOB W	20	30	FX	L	B
---------------	-----------	-----------	-----------	----------	----------

DIMENSIONS INCHES / MM

D	W
20 / 508	16 / 406
20 / 508	24 / 610
20 / 508	30 / 762
20 / 508	32 / 813
20 / 508	36 / 914
20 / 508	42 / 1067
20 / 508	48 / 1219
24 / 610	16 / 406
24 / 610	24 / 610
24 / 610	30 / 762
24 / 610	32 / 813
24 / 610	36 / 914
24 / 610	42 / 1067
24 / 610	48 / 1219

PRICING

STANDARD, UNFINISHED BACK (S) & ELEVATED BY BASE, UNFINISHED BACK (U)			
	Journal Laminate	Flintwood	Veneer
	929	1452	1523
	965	1508	1582
	1024	1598	1680
	1042	1629	1711
	1082	1689	1775
	1141	1783	1871
	1201	1873	1969
	959	1499	1573
	995	1557	1633
	1053	1645	1727
	1073	1676	1760
	1112	1738	1825
	1172	1829	1922
	1231	1922	2018

Pricing is continued on the following page.

CJOB

Open Storage, Unfinished Top, 1.5 High (Continued)

**DIMENSIONS
INCHES / MM**

D	W
20 / 508	16 / 406
20 / 508	24 / 610
20 / 508	30 / 762
20 / 508	32 / 813
20 / 508	36 / 914
20 / 508	42 / 1067
20 / 508	48 / 1219
24 / 610	16 / 406
24 / 610	24 / 610
24 / 610	30 / 762
24 / 610	32 / 813
24 / 610	36 / 914
24 / 610	42 / 1067
24 / 610	48 / 1219

20 / 508	16 / 406
20 / 508	24 / 610
20 / 508	30 / 762
20 / 508	32 / 813
20 / 508	36 / 914
20 / 508	42 / 1067
20 / 508	48 / 1219
24 / 610	16 / 406
24 / 610	24 / 610
24 / 610	30 / 762
24 / 610	32 / 813
24 / 610	36 / 914
24 / 610	42 / 1067
24 / 610	48 / 1219

20 / 508	16 / 406
20 / 508	24 / 610
20 / 508	30 / 762
20 / 508	32 / 813
20 / 508	36 / 914
20 / 508	42 / 1067
20 / 508	48 / 1219

20 / 508	16 / 406
20 / 508	24 / 610
20 / 508	30 / 762
20 / 508	32 / 813
20 / 508	36 / 914
20 / 508	42 / 1067
20 / 508	48 / 1219

PRICING

STANDARD, FINISHED BACK (F) & ELEVATED BY BASE, FINISHED BACK (B)

Journal Laminate	Flintwood	Veneer
958	1495	1571
995	1554	1632
1053	1645	1726
1071	1673	1757
1110	1735	1821
1168	1826	1920
1228	1920	2015
988	1544	1622
1025	1600	1682
1083	1690	1777
1102	1721	1810
1141	1784	1872
1202	1875	1971
1261	1967	2067

STANDARD, ELECTRICAL ACCESS BACK (A) & ELEVATED BY BASE, ELECTRICAL ACCESS BACK (F)

Journal Laminate	Flintwood	Veneer
981	1532	1609
1015	1588	1668
1074	1680	1763
1093	1711	1795
1147	1793	1885
1231	1921	2016
1312	2049	2152
1010	1579	1658
1049	1637	1718
1105	1726	1814
1124	1757	1846
1179	1840	1934
1261	1969	2068
1341	2095	2199

ELEVATED WALL MOUNT (W)

Journal Laminate	Flintwood	Veneer
991	1547	1626
1020	1595	1675
1073	1676	1760
1090	1705	1790
1124	1757	1847
1179	1840	1934
1232	1923	2020

ELEVATED WALL MOUNT, ELECTRICAL ACCESS BACK (M)

Journal Laminate	Flintwood	Veneer
1006	1572	1651
1044	1633	1714
1105	1726	1814
1124	1757	1847
1182	1848	1942
1269	1984	2083
1356	2119	2226

CJOC

Open Storage, Unfinished Top, 2 High

WHAT'S INCLUDED

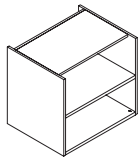
1 cabinet with back (as specified), 1 height-adjustable shelf, lock and keys (if specified).

NOTES

Top is to be ordered separately.

42" and 48" widths have a center gable.

For Wood Grain Directions, see the *Application Guide* section.



PRODUCT OPTIONS

Base & Back Style	Depth	Width	Case Finish	Wire Management Notch
S Standard (Levelers), Unfinished Back	20, 24	16, 24, 30, 32, 36, 42, 48	Flintwood	N None
F Standard (Levelers), Finished Back			Veneer	L Left
A Standard (Levelers), Electrical Access Back			Journal Laminate	R Right B Both

SAMPLE ORDER CODE

CJOC S	20	30	FX	L
---------------	-----------	-----------	-----------	----------

DIMENSIONS INCHES / MM

D	W
20 / 508	16 / 406
20 / 508	24 / 610
20 / 508	30 / 762
20 / 508	32 / 813
20 / 508	36 / 914
20 / 508	42 / 1067
20 / 508	48 / 1219
24 / 610	16 / 406
24 / 610	24 / 610
24 / 610	30 / 762
24 / 610	32 / 813
24 / 610	36 / 914
24 / 610	42 / 1067
24 / 610	48 / 1219

PRICING

STANDARD, UNFINISHED BACK (S)

Journal Laminate	Flintwood	Veneer
1032	1612	1695
1079	1685	1768
1146	1791	1883
1168	1826	1920
1211	1893	1989
1277	1994	2095
1341	2095	2199
1064	1663	1747
1110	1735	1821
1179	1840	1934
1202	1875	1971
1244	1943	2040
1308	2044	2146
1372	2145	2252

Pricing is continued on the following page.

C J O C
Open Storage, Unfinished Top,
2 High (Continued)

DIMENSIONS
INCHES / MM

D	W
20 / 508	16 / 406
20 / 508	24 / 610
20 / 508	30 / 762
20 / 508	32 / 813
20 / 508	36 / 914
20 / 508	42 / 1067
20 / 508	48 / 1219
24 / 610	16 / 406
24 / 610	24 / 610
24 / 610	30 / 762
24 / 610	32 / 813
24 / 610	36 / 914
24 / 610	42 / 1067
24 / 610	48 / 1219

PRICING

STANDARD, FINISHED BACK (F)

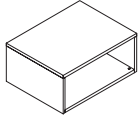
Journal Laminate	Flintwood	Veneer
1070	1672	1757
1116	1745	1833
1182	1848	1942
1206	1885	1979
1249	1951	2050
1314	2052	2156
1379	2154	2262
1102	1720	1807
1146	1791	1884
1216	1898	1994
1238	1935	2033
1282	2001	2102
1346	2103	2210
1411	2203	2315

STANDARD, ELECTRICAL ACCESS BACK (A)

Journal Laminate	Flintwood	Veneer
1086	1696	1783
1131	1768	1859
1197	1872	1967
1220	1908	2004
1283	2002	2103
1371	2143	2250
1462	2285	2398
1117	1746	1834
1162	1817	1908
1232	1923	2020
1255	1960	2057
1313	2051	2155
1404	2192	2303
1493	2333	2451

C J O X

Open Storage, Integral Top, 1 High



WHAT'S INCLUDED

1 cabinet with back (as specified), top surface grommet, module notch (if specified), lock and keys (if specified). Wall Mount back style (if specified), wall cleat and hardware is included.

NOTES

No additional top is required for this unit.

Base is ordered separately for "Elevated by Base" option.

42" and 48" widths have a center gable.

Wall Mount back style is only available for 20" depth.

Left/Right electrical options are only for 24" widths and greater.

Wall Rail (CJXW) can be specified separately to offer a span of single support for multiple wall-mounted configurable units.

For Wood Grain Directions, see the *Application Guide* section.

PRODUCT OPTIONS

Base & Back Style	Depth	Width	Case Finish
S Standard (Levelers), Unfinished Back	20, 24	16, 24, 30, 32, 36, 42, 48	Flintwood Veneer Journal Laminate
F Standard (Levelers), Finished Back			
A Standard (Levelers), Electrical Access Back			
W Elevated, Wall Mount			
M Elevated, Wall Mount Electrical Access Back			
U Elevated by Base, Unfinished Back			
B Elevated by Base, Finished Back			
E Elevated by Base, Electrical Access Back			

SAMPLE ORDER CODE

CJOX W	20	30	FX
---------------	-----------	-----------	-----------

PRODUCT OPTIONS (CONTINUED)

Electrical	Grommet Finish	Wire Management Notch	Wall Mount (only for Base & Back Style: W and M)
N None	7 Platinum	N None	N None
G Left Grommet	V Very White	L Left	L Left
H Center Grommet	E Ebony	R Right	R Right
I Right Grommet	X Anthracite	B Both	B Both
U Center Notch			
O Left Module White			
P Left Module Black			
Q Center Module White			
R Center Module Black			
S Right Module White			
T Right Module Black			

SAMPLE ORDER CODE (CONTINUED)

N	7	L	B
----------	----------	----------	----------

See Pricing on the following page.

C J O X

Open Storage, Integral Top, 1 High (Continued)

**DIMENSIONS
INCHES / MM**

D	W
20 / 508	16 / 406
20 / 508	24 / 610
20 / 508	30 / 762
20 / 508	32 / 813
20 / 508	36 / 914
20 / 508	42 / 1067
20 / 508	48 / 1219
24 / 610	16 / 406
24 / 610	24 / 610
24 / 610	30 / 762
24 / 610	32 / 813
24 / 610	36 / 914
24 / 610	42 / 1067
24 / 610	48 / 1219

20 / 508	16 / 406
20 / 508	24 / 610
20 / 508	30 / 762
20 / 508	32 / 813
20 / 508	36 / 914
20 / 508	42 / 1067
20 / 508	48 / 1219
24 / 610	16 / 406
24 / 610	24 / 610
24 / 610	30 / 762
24 / 610	32 / 813
24 / 610	36 / 914
24 / 610	42 / 1067
24 / 610	48 / 1219

20 / 508	16 / 406
20 / 508	24 / 610
20 / 508	30 / 762
20 / 508	32 / 813
20 / 508	36 / 914
20 / 508	42 / 1067
20 / 508	48 / 1219
24 / 610	16 / 406
24 / 610	24 / 610
24 / 610	30 / 762
24 / 610	32 / 813
24 / 610	36 / 914
24 / 610	42 / 1067
24 / 610	48 / 1219

PRICING

STANDARD, UNFINISHED BACK (S) & ELEVATED BY BASE, UNFINISHED BACK (U)

Journal Laminate	Flintwood	Veneer
857	1341	1409
887	1387	1459
943	1474	1549
964	1505	1580
1001	1565	1643
1058	1651	1735
1115	1741	1828
885	1384	1455
915	1433	1507
973	1520	1596
991	1547	1626
1029	1608	1688
1085	1695	1781
1141	1784	1872

STANDARD, FINISHED BACK (F) & ELEVATED BY BASE, FINISHED BACK (B)

Journal Laminate	Flintwood	Veneer
882	1377	1445
913	1427	1499
967	1511	1589
986	1542	1619
1025	1600	1682
1082	1689	1775
1138	1777	1866
909	1421	1492
941	1470	1544
995	1557	1633
1014	1586	1666
1053	1645	1726
1109	1732	1819
1166	1820	1913

STANDARD, ELECTRICAL ACCESS BACK (A) & ELEVATED BY BASE, ELECTRICAL ACCESS BACK (F)

Journal Laminate	Flintwood	Veneer
914	1429	1499
944	1478	1551
1001	1565	1643
1020	1593	1673
1074	1680	1763
1157	1807	1898
1239	1937	2036
941	1471	1544
973	1521	1598
1029	1608	1688
1049	1637	1718
1102	1721	1810
1186	1850	1945
1267	1980	2080

Pricing is continued on the following page.

C J O X

Open Storage, Integral Top, 1 High (Continued)

DIMENSIONS INCHES / MM

D	W
20 / 508	16 / 406
20 / 508	24 / 610
20 / 508	30 / 762
20 / 508	32 / 813
20 / 508	36 / 914
20 / 508	42 / 1067
20 / 508	48 / 1219

PRICING

ELEVATED WALL MOUNT (W)

Journal Laminate	Flintwood	Veneer
938	1465	1539
967	1511	1589
1024	1598	1680
1041	1626	1709
1078	1683	1767
1131	1768	1859
1186	1853	1946

ELEVATED WALL MOUNT, ELECTRICAL ACCESS BACK (M)

Journal Laminate	Flintwood	Veneer
940	1469	1543
973	1521	1598
1031	1611	1690
1050	1640	1724
1109	1732	1819
1196	1869	1964
1284	2008	2109

If Grommet is specified, add 30

If Module Black is specified, add 208

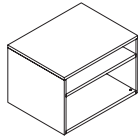
If Module White is specified, add 290

If Notch is specified, add 13

If Lock is specified, add 71

CJOY

Open Storage, Integral Top, 1.5 High



WHAT'S INCLUDED

1 cabinet with back (as specified), 1 height-adjustable shelf, top surface grommet, module notch (if specified), lock and keys (if specified). Wall Mount back style (if specified), wall clear and hardware is included.

NOTES

No additional top is required for this unit.

Base is ordered separately for "Elevated by Base" option.

42" and 48" widths have a center gable.

Wall Mount back style is only available for 20" depth.

Wall Rail (CJXW) can be specified separately to offer a span of single support for multiple wall-mounted configurable units.

Left/Right electrical options are only for 24" widths and greater.

For Wood Grain Directions, see the *Application Guide* section.

PRODUCT OPTIONS

Base & Back Style	Depth	Width	Case Finish
S Standard (Levelers), Unfinished Back	20, 24	16, 24, 30, 32, 36, 42, 48	Flintwood Veneer Journal Laminate
F Standard (Levelers), Finished Back			
A Standard (Levelers), Electrical Access Back			
W Elevated, Wall Mount			
M Elevated, Wall Mount Electrical Access Back			
U Elevated by Base, Unfinished Back			
B Elevated by Base, Finished Back			
E Elevated by Base, Electrical Access Back			

SAMPLE ORDER CODE

CJOY W	20	30	FX
---------------	-----------	-----------	-----------

PRODUCT OPTIONS (CONTINUED)

Electrical	Grommet Finish	Wire Management Notch	Wall Mount (only for Base & Back Style: W and M)
N None	7 Platinum	N None	N None
G Left Grommet	V Very White	L Left	L Left
H Center Grommet	E Ebony	R Right	R Right
I Right Grommet	X Anthracite	B Both	B Both
U Center Notch			
O Left Module White			
P Left Module Black			
Q Center Module White			
R Center Module Black			
S Right Module White			
T Right Module Black			

SAMPLE ORDER CODE (CONTINUED)

N	7	L	B
----------	----------	----------	----------

See Pricing on the following page.

CJOY

Open Storage, Integral Top, 1.5 High (Continued)

**DIMENSIONS
INCHES / MM**

D	W
20 / 508	16 / 406
20 / 508	24 / 610
20 / 508	30 / 762
20 / 508	32 / 813
20 / 508	36 / 914
20 / 508	42 / 1067
20 / 508	48 / 1219
24 / 610	16 / 406
24 / 610	24 / 610
24 / 610	30 / 762
24 / 610	32 / 813
24 / 610	36 / 914
24 / 610	42 / 1067
24 / 610	48 / 1219

20 / 508	16 / 406
20 / 508	24 / 610
20 / 508	30 / 762
20 / 508	32 / 813
20 / 508	36 / 914
20 / 508	42 / 1067
20 / 508	48 / 1219
24 / 610	16 / 406
24 / 610	24 / 610
24 / 610	30 / 762
24 / 610	32 / 813
24 / 610	36 / 914
24 / 610	42 / 1067
24 / 610	48 / 1219

20 / 508	16 / 406
20 / 508	24 / 610
20 / 508	30 / 762
20 / 508	32 / 813
20 / 508	36 / 914
20 / 508	42 / 1067
20 / 508	48 / 1219
24 / 610	16 / 406
24 / 610	24 / 610
24 / 610	30 / 762
24 / 610	32 / 813
24 / 610	36 / 914
24 / 610	42 / 1067
24 / 610	48 / 1219

PRICING

STANDARD, UNFINISHED BACK (S) & ELEVATED BY BASE, UNFINISHED BACK (U)

Journal Laminate	Flintwood	Veneer
966	1510	1588
1007	1574	1655
1078	1684	1768
1101	1719	1806
1146	1791	1884
1217	1902	1998
1288	2013	2114
1000	1561	1640
1039	1624	1708
1109	1734	1820
1131	1768	1859
1179	1842	1936
1249	1951	2050
1318	2062	2163

STANDARD, FINISHED BACK (F) & ELEVATED BY BASE, FINISHED BACK (B)

Journal Laminate	Flintwood	Veneer
999	1559	1637
1038	1622	1705
1108	1731	1818
1131	1767	1858
1177	1839	1933
1247	1949	2049
1318	2060	2162
1030	1609	1689
1070	1672	1757
1139	1781	1869
1162	1817	1908
1210	1891	1984
1279	1999	2101
1351	2110	2217

STANDARD, ELECTRICAL ACCESS BACK (A) & ELEVATED BY BASE, ELECTRICAL ACCESS BACK (F)

Journal Laminate	Flintwood	Veneer
1020	1595	1675
1061	1659	1743
1131	1767	1858
1153	1803	1894
1217	1901	1996
1310	2046	2151
1404	2192	2303
1053	1645	1726
1093	1711	1795
1162	1817	1908
1186	1853	1946
1247	1949	2049
1341	2095	2199
1434	2241	2351

Pricing is continued on the following page.

CJOY

**Open Storage, Integral Top,
1.5 High (Continued)**

**DIMENSIONS
INCHES / MM**

D	W
20 / 508	16 / 406
20 / 508	24 / 610
20 / 508	30 / 762
20 / 508	32 / 813
20 / 508	36 / 914
20 / 508	42 / 1067
20 / 508	48 / 1219

PRICING

ELEVATED WALL MOUNT (W)

Journal Laminate	Flintwood	Veneer
1031	1611	1692
1066	1667	1749
1129	1764	1853
1151	1797	1890
1194	1864	1959
1257	1964	2062
1318	2062	2166

ELEVATED WALL MOUNT, ELECTRICAL ACCESS BACK (M)

Journal Laminate	Flintwood	Veneer
1049	1637	1718
1092	1706	1791
1162	1817	1908
1187	1854	1948
1254	1959	2054
1353	2112	2218
1450	2268	2379

If Grommet is specified, add 30

If Module Black is specified, add 208

If Module White is specified, add 290

If Notch is specified, add 13

If Lock is specified, add 71

CJOZ

Open Storage, Integral Top, 2 High

WHAT'S INCLUDED

1 cabinet with back (as specified), 1 height-adjustable shelf, top surface grommet, module notch (if specified), lock and keys (if specified).

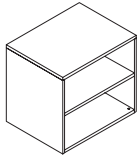
NOTES

No additional top is required for this unit.

42" and 48" widths have a center gable.

Left/Right electrical options are only for 24" widths and greater.

For Wood Grain Directions, see the *Application Guide* section.



PRODUCT OPTIONS

Base & Back Style	Depth	Width	Case Finish	Electrical	Grommet Finish	Wire Management Notch
S Standard (Levelers), Unfinished Back	20, 24	16, 24, 30, 32, 36, 42, 48	Flintwood Veneer Journal Laminate	N None	7 Platinum	N None
F Standard (Levelers), Finished Back				G Left Grommet	V Very White	L Left
A Standard (Levelers), Electrical Access Back				H Center Grommet	E Ebony	R Right
				I Right Grommet	X Anthracite	B Both
				U Center Notch		
				O Left Module White		
				P Left Module Black		
				Q Center Module White		
				R Center Module Black		
				S Right Module White		
				T Right Module Black		

SAMPLE ORDER CODE

CJOZ S	20	30	FX	A	7	L
---------------	-----------	-----------	-----------	----------	----------	----------

DIMENSIONS INCHES / MM

D	W
20 / 508	16 / 406
20 / 508	24 / 610
20 / 508	30 / 762
20 / 508	32 / 813
20 / 508	36 / 914
20 / 508	42 / 1067
20 / 508	48 / 1219
24 / 610	16 / 406
24 / 610	24 / 610
24 / 610	30 / 762
24 / 610	32 / 813
24 / 610	36 / 914
24 / 610	42 / 1067
24 / 610	48 / 1219

PRICING

STANDARD, UNFINISHED BACK (S)

Journal Laminate	Flintwood	Veneer
1093	1709	1793
1141	1784	1872
1212	1895	1993
1238	1934	2030
1283	2004	2104
1351	2111	2218
1420	2218	2329
1128	1760	1848
1176	1836	1927
1247	1949	2046
1269	1985	2085
1315	2054	2160
1384	2162	2272
1452	2270	2381

Pricing is continued on the following page.

CJOZ

Open Storage, Integral Top, 2 High
(Continued)

DIMENSIONS
INCHES / MM

D	W
20 / 508	16 / 406
20 / 508	24 / 610
20 / 508	30 / 762
20 / 508	32 / 813
20 / 508	36 / 914
20 / 508	42 / 1067
20 / 508	48 / 1219
24 / 610	16 / 406
24 / 610	24 / 610
24 / 610	30 / 762
24 / 610	32 / 813
24 / 610	36 / 914
24 / 610	42 / 1067
24 / 610	48 / 1219

PRICING

STANDARD, FINISHED BACK (F)

Journal Laminate	Flintwood	Veneer
1131	1768	1859
1181	1846	1937
1254	1959	2054
1277	1994	2095
1322	2067	2169
1391	2172	2279
1457	2277	2394
1166	1821	1914
1215	1897	1993
1286	2010	2111
1310	2046	2151
1355	2116	2223
1423	2225	2336
1492	2330	2449

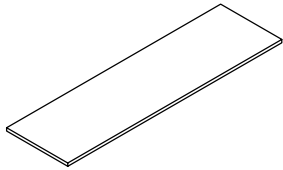
STANDARD, ELECTRICAL ACCESS BACK (A)

Journal Laminate	Flintwood	Veneer
1150	1795	1887
1196	1869	1965
1268	1982	2083
1292	2020	2122
1356	2117	2225
1450	2268	2379
1545	2416	2536
1182	1847	1940
1232	1923	2020
1304	2037	2139
1327	2072	2176
1390	2170	2278
1484	2319	2436
1580	2467	2593

- If Grommet is specified, add 30
- If Module Black is specified, add 208
- If Module White is specified, add 290
- If Notch is specified, add 13
- If Lock is specified, add 71

CJCT

Credenza Top, for Freestanding Storage



WHAT'S INCLUDED

1 credenza top, grommet, scallop, notch, or module (if specified).

NOTES

Large scallop electrical location has to be inset 18" on either credenza top end.

Module electrical location has to be inset 9" on either credenza top end.

2 electrical components cannot be specified in the same location.

Worksurface Support Rail (CJXS) needs to be specified for any unsupported or open knee space areas spanning over 42".

For Wood Grain Directions, see the *Application Guide* section.

Laminated worksurfaces are only available in a flat edge with edge trim that will match the top.

PRODUCT OPTIONS

Depth	Width	Top Finish	Electrical 1	Grommet Finish 1 (for Grommet (A) option only)
20, 24	016, 024, 030, 032, 036, 040, 042, 046, 048, 052, 054, 056, 060, 062, 064, 066, 068, 072, 076, 078, 080, 084, 090, 092, 096, 102, 108, 114, 120	Flintwood Veneer Journal Laminate	N None A Grommet B Large Scallop 28" C Small Scallop 9" D Module White E Module Black F Surface Notch	7 Platinum V Very White E Ebony X Anthracite

SAMPLE ORDER CODE

CJCT 20	060	FX	A	7
----------------	------------	-----------	----------	----------

PRODUCT OPTIONS (CONTINUED)

Electrical 1 Location	Electrical 2	Grommet Finish 2 (for Grommet (A) option only)	Electrical 2 Location
006-114 (2" increments)	N None A Grommet B Large Scallop 28" C Small Scallop 9" D Module White E Module Black F Surface Notch	7 Platinum V Very White E Ebony X Anthracite	006-114 (2" increments)

SAMPLE ORDER CODE (CONTINUED)

008	A	L	030
------------	----------	----------	------------

See Pricing on the following page.

CJCT
Credenza Top, for Freestanding Storage (Continued)

**DIMENSIONS
INCHES / MM**

PRICING

D	W	Journal Laminate	Flintwood	Veneer
20 / 508	16 / 406	177	396	414
20 / 508	24 / 610	208	463	487
20 / 508	30 / 762	231	512	537
20 / 508	32 / 813	238	530	558
20 / 508	36 / 914	255	564	592
20 / 508	40 / 1016	269	597	626
20 / 508	42 / 1067	275	615	647
20 / 508	46 / 1168	292	648	681
20 / 508	48 / 1219	299	665	701
20 / 508	52 / 1321	316	701	735
20 / 508	54 / 1372	322	713	752
20 / 508	56 / 1422	329	733	770
20 / 508	60 / 1524	347	767	806
20 / 508	62 / 1575	353	783	824
20 / 508	64 / 1626	358	799	839
20 / 508	66 / 1676	369	818	858
20 / 508	68 / 1727	376	834	878
20 / 508	72 / 1829	391	870	914
20 / 508	76 / 1930	409	909	955
20 / 508	78 / 1981	418	929	976
20 / 508	80 / 2032	426	948	995
20 / 508	84 / 2134	444	986	1036
20 / 508	90 / 2286	472	1050	1102
20 / 508	92 / 2336	480	1070	1124
20 / 508	96 / 2438	501	1115	1172
20 / 508	102 / 2591	n/a	1182	1241
20 / 508	108 / 2743	n/a	1249	1313
20 / 508	114 / 2896	n/a	1315	1383
20 / 508	120 / 3048	n/a	1384	1453

**DIMENSIONS
INCHES / MM**

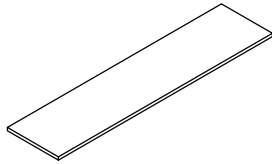
PRICING

D	W	Journal Laminate	Flintwood	Veneer
24 / 610	16 / 406	186	414	437
24 / 610	24 / 610	217	483	506
24 / 610	30 / 762	240	532	560
24 / 610	32 / 813	246	551	580
24 / 610	36 / 914	262	585	615
24 / 610	40 / 1016	276	617	650
24 / 610	42 / 1067	287	635	668
24 / 610	46 / 1168	300	670	704
24 / 610	48 / 1219	307	684	720
24 / 610	52 / 1321	325	720	757
24 / 610	54 / 1372	331	737	775
24 / 610	56 / 1422	338	753	791
24 / 610	60 / 1524	354	788	827
24 / 610	62 / 1575	361	805	846
24 / 610	64 / 1626	370	822	863
24 / 610	66 / 1676	377	836	880
24 / 610	68 / 1727	384	855	899
24 / 610	72 / 1829	403	890	936
24 / 610	76 / 1930	419	930	977
24 / 610	78 / 1981	428	949	999
24 / 610	80 / 2032	436	969	1017
24 / 610	84 / 2134	454	1009	1060
24 / 610	90 / 2286	480	1068	1122
24 / 610	92 / 2336	492	1092	1146
24 / 610	96 / 2438	512	1137	1194
24 / 610	102 / 2591	n/a	1204	1264
24 / 610	108 / 2743	n/a	1269	1335
24 / 610	114 / 2896	n/a	1337	1405
24 / 610	120 / 3048	n/a	1405	1474

- If Grommet is specified, add 30
- If Small Scallop 11" is specified, add 57
- If Large Scallop 32" is specified, add 109
- If Module Black is specified, add 208
- If Module White is specified, add 290
- If Notch is specified, add 13

C J C M

Credenza Top, for Wall Start Storage



WHAT'S INCLUDED

1 credenza top, grommet, scallop, notch, or module (if specified).

NOTES

Module electrical location has to be inset 9" on either credenza top end.

2 electrical components cannot be specified in the same location.

For Wood Grain Directions, see the *Application Guide* section.

Laminate worksurfaces are only available in a flat edge with edge trim that will match the top.

PRODUCT OPTIONS

Depth	Width	Top Finish	Electrical 1	Grommet Finish 1 (for Grommet (A) option only)
20	016, 024, 030, 032, 036, 040, 042, 046, 048, 052, 054, 056, 060, 062, 064, 066, 068, 072, 076, 078, 080, 084, 090, 092, 096, 102, 108, 114, 120	Flintwood Veneer Journal Laminate	N None A Grommet D Module White E Module Black F Surface Notch	7 Platinum V Very White E Ebony X Anthracite

SAMPLE ORDER CODE

CJCM 20	060	FX	A	7
----------------	------------	-----------	----------	----------

PRODUCT OPTIONS (CONTINUED)

Electrical 1 Location	Electrical 2	Grommet Finish 2 (for Grommet (A) option only)	Electrical 2 Location
006-114 (2" increments)	N None A Grommet D Module White E Module Black F Surface Notch	7 Platinum V Very White E Ebony X Anthracite	006-114 (2" increments)

SAMPLE ORDER CODE (CONTINUED)

008	A	L	030
------------	----------	----------	------------

See Pricing on the following page.

C J C M
Credenza Top, for Wall Start
Storage (Continued)

DIMENSIONS
INCHES / MM

PRICING

D	W	Journal Laminate	Flintwood	Veneer
20 / 508	16 / 406	177	396	414
20 / 508	24 / 610	208	463	487
20 / 508	30 / 762	231	512	537
20 / 508	32 / 813	238	530	558
20 / 508	36 / 914	255	564	592
20 / 508	40 / 1016	269	597	626
20 / 508	42 / 1067	275	615	647
20 / 508	46 / 1168	292	648	681
20 / 508	48 / 1219	299	665	701
20 / 508	52 / 1321	316	701	735
20 / 508	54 / 1372	322	713	752
20 / 508	56 / 1422	329	733	770
20 / 508	60 / 1524	347	767	806
20 / 508	62 / 1575	353	783	824
20 / 508	64 / 1626	358	799	839
20 / 508	66 / 1676	369	818	858
20 / 508	68 / 1727	376	834	878
20 / 508	72 / 1829	391	870	914
20 / 508	76 / 1930	409	909	955
20 / 508	78 / 1981	418	929	976
20 / 508	80 / 2032	426	948	995
20 / 508	84 / 2134	444	986	1036
20 / 508	90 / 2286	472	1050	1102
20 / 508	92 / 2336	480	1070	1124
20 / 508	96 / 2438	501	1115	1172
20 / 508	102 / 2591	n/a	1182	1241
20 / 508	108 / 2743	n/a	1249	1313
20 / 508	114 / 2896	n/a	1315	1383
20 / 508	120 / 3048	n/a	1384	1453

If Grommet is specified, add 30
 If Module Black is specified, add 208
 If Module White is specified, add 290
 If Notch is specified, add 13

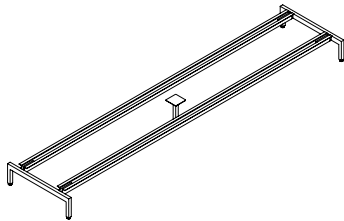
CJSB Credenza Base

WHAT'S INCLUDED

1 credenza base.

NOTES

Comes with a center support leg for widths over 72".



PRODUCT OPTIONS

Height	Depth	Width	Base Finish
7 (7-5/8)	20, 24	016, 024, 030, 032, 036, 040, 042, 046, 048, 052, 054, 056, 060, 062, 064, 066, 068, 072, 076, 078, 080, 084, 090, 092, 096, 102, 108	7 Platinum V Very White E Ebony X Anthracite

SAMPLE ORDER CODE

CJSB 7	20	072	E
---------------	-----------	------------	----------

DIMENSIONS INCHES / MM

D	W
20 / 508	16 / 406
20 / 508	24 / 610
20 / 508	30 / 762
20 / 508	32 / 813
20 / 508	36 / 914
20 / 508	40 / 1016
20 / 508	42 / 1067
20 / 508	46 / 1168
20 / 508	48 / 1219
20 / 508	52 / 1321
20 / 508	54 / 1372
20 / 508	56 / 1422
20 / 508	60 / 1524
20 / 508	62 / 1575
20 / 508	64 / 1626
20 / 508	66 / 1676
20 / 508	68 / 1727
20 / 508	72 / 1829
20 / 508	76 / 1930
20 / 508	78 / 1981
20 / 508	80 / 2032
20 / 508	84 / 2134
20 / 508	90 / 2286
20 / 508	92 / 2336
20 / 508	96 / 2438
20 / 508	102 / 2591
20 / 508	108 / 2743

PRICING

211
215
217
217
219
222
225
226
231
232
237
238
241
242
244
249
249
261
255
271
274
281
288
290
295
305
316

DIMENSIONS INCHES / MM

D	W
24 / 610	16 / 406
24 / 610	24 / 610
24 / 610	30 / 762
24 / 610	32 / 813
24 / 610	36 / 914
24 / 610	40 / 1016
24 / 610	42 / 1067
24 / 610	46 / 1168
24 / 610	48 / 1219
24 / 610	52 / 1321
24 / 610	54 / 1372
24 / 610	56 / 1422
24 / 610	60 / 1524
24 / 610	62 / 1575
24 / 610	64 / 1626
24 / 610	66 / 1676
24 / 610	68 / 1727
24 / 610	72 / 1829
20 / 508	76 / 1930
24 / 610	78 / 1981
20 / 508	80 / 2032
24 / 610	84 / 2134
24 / 610	90 / 2286
20 / 508	92 / 2336
24 / 610	96 / 2438
24 / 610	102 / 2591
24 / 610	108 / 2743

PRICING

217
224
225
226
229
230
231
232
237
238
244
245
248
249
249
258
258
269
271
278
283
288
295
297
300
316
325

WHAT'S INCLUDED

1 support bracket with connection hardware.

NOTES

Recommended sizes for Spacer and Storage depths:

- 20" depth storage = 16" depth spacer

- 24" depth storage = 20" depth spacer

CJSU

Spacer – Support Bracket



PRODUCT OPTIONS

Storage Mount Type & Height	Depth	Finish
I Integral Top 6-3/4" F Finished Top 5-5/8"	16, 20, 24	Seamless

SAMPLE ORDER CODE

CJSU F	16	ZI
---------------	-----------	-----------

**DIMENSIONS
INCHES / MM**

D
16 / 406
20 / 508
24 / 610

PRICING

FINISHED TOP (F)	INTEGRAL TOP (I)
131	136
138	143
146	150

CJPT Power Trunk

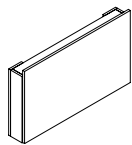
WHAT'S INCLUDED

1 power trunk with or without wire management notch (as specified), connection hardware.

NOTES

The Power Trunk does not provide any structural support for a credenza top.

For Wood Grain Directions, see the *Application Guide* section.



PRODUCT OPTIONS

Height	Depth	Width	Power Trunk Finish	Wire Management Notch
29	5	30, 32, 36, 42, 48, 54, 60	Flintwood Veneer Journal Laminate	L Left R Right B Both

SAMPLE ORDER CODE

CJPT 29	5	36	FX	L
----------------	----------	-----------	-----------	----------

DIMENSIONS INCHES / MM

H	D	W
29 / 737	5 / 127	30 / 762
29 / 737	5 / 127	32 / 813
29 / 737	5 / 127	36 / 914
29 / 737	5 / 127	42 / 1067
29 / 737	5 / 127	48 / 1219
29 / 737	5 / 127	54 / 1372
29 / 737	5 / 127	60 / 1524

PRICING

Journal Laminate	Flintwood	Veneer
919	1438	1511
930	1453	1528
951	1485	1560
981	1534	1611
1013	1583	1663
1044	1632	1714
1108	1731	1818

WHAT'S INCLUDED

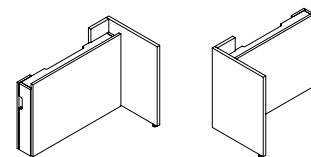
1 power trunk with gable, connection hardware.

NOTES

The End Gable attached to the Power Trunk provides structural support for the credenza top.

For Wood Grain Directions, see the *Application Guide* section.

C J P T G
Power Trunk with End Gable



PRODUCT OPTIONS

Height	Depth	Width	Gable Orientation	Finish
29	20, 24	30, 32, 36, 42, 48, 54, 60	L Left R Right	Flintwood Veneer Journal Laminate

SAMPLE ORDER CODE

CJPTG 29	20	36	L	FX
-----------------	-----------	-----------	----------	-----------

**DIMENSIONS
INCHES / MM**

H	D	W
29 / 737	20 / 508	30 / 762
29 / 737	20 / 508	32 / 813
29 / 737	20 / 508	36 / 914
29 / 737	20 / 508	42 / 1067
29 / 737	20 / 508	48 / 1219
29 / 737	20 / 508	54 / 1372
29 / 737	20 / 508	60 / 1524
29 / 737	24 / 610	30 / 762
29 / 737	24 / 610	32 / 813
29 / 737	24 / 610	36 / 914
29 / 737	24 / 610	42 / 1067
29 / 737	24 / 610	48 / 1219
29 / 737	24 / 610	54 / 1372
29 / 737	24 / 610	60 / 1524

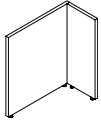
PRICING

Journal Laminate	Flintwood	Veneer
1102	1720	1807
1112	1737	1824
1132	1770	1859
1162	1817	1909
1194	1865	1960
1226	1916	2011
1290	2014	2116
1115	1742	1832
1128	1760	1848
1146	1791	1883
1179	1840	1934
1209	1890	1984
1239	1937	2037
1305	2038	2139

CJGL L Gable

WHAT'S INCLUDED
1 L gable, connection hardware.

NOTES
For Wood Grain Directions, see the *Application Guide* section.



PRODUCT OPTIONS

Height	Depth	Width	Handedness	Gable Finish
29	20, 24	12	L Left R Right	Flintwood Veneer Journal Laminate

SAMPLE ORDER CODE

CJGL 29	20	12	L	FX
----------------	-----------	-----------	----------	-----------

DIMENSIONS INCHES / MM

H	D	W
29 / 737	20 / 508	12 / 305
29 / 737	24 / 610	12 / 305

PRICING

Journal Laminate	Flintwood	Veneer
397	621	652
418	652	684

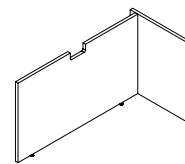
WHAT'S INCLUDED

1 extended L gable, connection hardware.

NOTES

For Wood Grain Directions, see the *Application Guide* section.

C J G E
Extended L Gable



PRODUCT OPTIONS

Height	Depth	Width	Handedness	Gable Finish
29	20, 24	30, 32, 36, 42, 48, 54, 60, 64, 66, 72, 78, 84, 90, 96	L Left R Right	Flintwood Veneer Journal Laminate

SAMPLE ORDER CODE

CJGE 29	20	32	L	FX
----------------	-----------	-----------	----------	-----------

**DIMENSIONS
INCHES / MM**

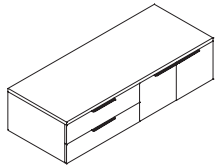
H	D	W
29 / 737	20 / 508	30 / 762
29 / 737	20 / 508	32 / 813
29 / 737	20 / 508	36 / 914
29 / 737	20 / 508	42 / 1067
29 / 737	20 / 508	48 / 1219
29 / 737	20 / 508	54 / 1372
29 / 737	20 / 508	60 / 1524
29 / 737	20 / 508	64 / 1626
29 / 737	20 / 508	66 / 1676
29 / 737	20 / 508	72 / 1829
29 / 737	20 / 508	78 / 1981
29 / 737	20 / 508	84 / 2134
29 / 737	20 / 508	90 / 2286
29 / 737	20 / 508	96 / 2438
29 / 737	24 / 610	30 / 762
29 / 737	24 / 610	32 / 813
29 / 737	24 / 610	36 / 914
29 / 737	24 / 610	42 / 1067
29 / 737	24 / 610	48 / 1219
29 / 737	24 / 610	54 / 1372
29 / 737	24 / 610	60 / 1524
29 / 737	24 / 610	64 / 1626
29 / 737	24 / 610	66 / 1676
29 / 737	24 / 610	72 / 1829
29 / 737	24 / 610	78 / 1981
29 / 737	24 / 610	84 / 2134
29 / 737	24 / 610	90 / 2286
29 / 737	20 / 508	96 / 2438

PRICING

Journal Laminate	Flintwood	Veneer
488	763	802
498	777	818
516	806	849
543	849	890
571	890	936
597	935	981
625	977	1027
645	1006	1057
652	1020	1071
680	1063	1116
706	1105	1160
734	1147	1205
762	1190	1250
790	1234	1296
507	793	834
520	809	851
536	838	882
565	884	929
595	930	977
623	974	1024
652	1018	1070
673	1050	1102
681	1064	1118
709	1109	1165
738	1153	1212
767	1201	1261
796	1244	1307
825	1288	1354

C J F A

Two Storage, Finished Top, 1 High



WHAT'S INCLUDED

1 cabinet with back (as specified), credenza top (as specified), credenza base (if specified), hinged door(s) (if specified), box/box or file (if specified), pulls (as specified), grommet, scallop or module (if specified), lock and keys (if specified). Wall Mount back style (if specified), wall cleat and hardware is included.

NOTES

Top is included.

Base is included (if specified).

32" and 48" widths have single door, all doors have a left handle and right swing orientation.

60" and 72" widths have double doors.

Wall Mount back style is only available for 20" depth.

Electrical access back will only be applicable for Open and Closed storage options.

Electrical is specified over the Left or Right Storage option, and are located at the center of the storage option specified.

For Wood Grain Directions, see the *Application Guide* section.

PRODUCT OPTIONS

Base & Back Style	Left Storage	Right Storage	Depth	Width	Top Finish
S Standard (Levelers), Unfinished Back	B Box/Box	B Box/Box	20, 24	32, 48, 60, 72	Flintwood
F Standard (Levelers), Finished Back	F File	F File			Veneer
A Standard (Levelers), Electrical Access Back	C Closed	C Closed			Journal Laminate
W Elevated, Wall Mount	O Open	O Open			
M Elevated, Wall Mount Electrical Access Back					
U Elevated by Base, Unfinished Back					
B Elevated by Base, Finished Back					
E Elevated by Base, Electrical Access Back					

SAMPLE ORDER CODE

CJFA U	B	F	20	48	FX
---------------	----------	----------	-----------	-----------	-----------

PRODUCT OPTIONS (CONTINUED)

Case Finish	Electrical	Base Finish (only for Base & Back Style U, B, E)	Pull Style	Pull & Grommet Finish	Lock Option
Flintwood	N None	7 Platinum	R Rectangular	7 Platinum	N No Lock
Veneer	G Left Grommet	V Very White	J Journal	V Very White	K Key Alike
Journal Laminate	I Right Grommet	E Ebony		E Ebony	R Random
	J Left Scallop	X Anthracite		X Anthracite	
	L Right Scallop				
	O Left Module White				
	P Left Module Black				
	S Right Module White				
	T Right Module Black				
	V Right Notch				
	W Left Notch				

SAMPLE ORDER CODE (CONTINUED)

FX	N	L	J	V	K
-----------	----------	----------	----------	----------	----------

See Pricing on the following page.

CJFA

Two Storage, Finished Top, 1 High
(Continued)

DIMENSIONS
INCHES / MM

D	W
20 / 508	32 / 813
20 / 508	48 / 1219
20 / 508	60 / 1524
20 / 508	72 / 1829
24 / 610	32 / 813
24 / 610	48 / 1219
24 / 610	60 / 1524
24 / 610	72 / 1829

PRICING

TOP FINISH			
Journal Laminate	Flintwood	Veneer	
238	530	558	
299	665	701	
347	767	806	
391	870	914	
246	551	580	
307	684	720	
354	788	827	
403	890	936	

CASE FINISH
STANDARD, UNFINISHED BACK (S)

LEFT & RIGHT STORAGE

D	W	BOX/BOX & OPEN (BO)			BOX/BOX & CLOSED (BC)			BOX/BOX & FILE (BF)			BOX/BOX & BOX/BOX (BB)		
		Journal Laminate	Flintwood	Veneer	Journal Laminate	Flintwood	Veneer	Journal Laminate	Flintwood	Veneer	Journal Laminate	Flintwood	Veneer
20 / 508	32 / 813	1246	2078	2184	1363	2272	2387	1433	2388	2507	1540	2568	2697
20 / 508	48 / 1219	1363	2271	2384	1488	2479	2603	1560	2601	2729	1669	2782	2922
20 / 508	60 / 1524	1450	2419	2539	1668	2781	2921	1659	2765	2903	1768	2949	3097
20 / 508	72 / 1829	1543	2572	2699	1768	2949	3096	1768	2949	3096	1878	3131	3290
24 / 610	32 / 813	1285	2143	2249	1402	2336	2452	1471	2451	2573	1579	2630	2761
24 / 610	48 / 1219	1400	2333	2451	1524	2543	2670	1597	2663	2797	1709	2847	2988
24 / 610	60 / 1524	1488	2480	2604	1708	2845	2987	1697	2828	2971	1808	3013	3163
24 / 610	72 / 1829	1581	2634	2768	1806	3010	3161	1806	3010	3161	1917	3195	3356

FILE & OPEN (FO) FILE & CLOSED (FC) FILE & FILE (FF) CLOSED & OPEN (CO)

D	W	FILE & OPEN (FO)			FILE & CLOSED (FC)			FILE & FILE (FF)			CLOSED & OPEN (CO)		
		Journal Laminate	Flintwood	Veneer	Journal Laminate	Flintwood	Veneer	Journal Laminate	Flintwood	Veneer	Journal Laminate	Flintwood	Veneer
20 / 508	32 / 813	1139	1898	1994	1255	2093	2197	1366	2278	2393	1071	1785	1875
20 / 508	48 / 1219	1254	2089	2192	1380	2299	2415	1452	2420	2540	1181	1967	2066
20 / 508	60 / 1524	1341	2234	2346	1559	2598	2727	1549	2581	2712	1351	2249	2363
20 / 508	72 / 1829	1434	2390	2508	1659	2764	2902	1832	3052	3206	1434	2390	2508
24 / 610	32 / 813	1177	1962	2062	1293	2155	2263	1363	2271	2384	1293	2155	2263
24 / 610	48 / 1219	1292	2153	2260	1416	2362	2479	1489	2482	2605	1218	2030	2131
24 / 610	60 / 1524	1379	2298	2413	1597	2661	2794	1588	2645	2778	1387	2313	2428
24 / 610	72 / 1829	1471	2452	2574	1696	2827	2970	1696	2827	2970	1471	2452	2574

CLOSED & CLOSED (CC) OPEN & OPEN (OO)

D	W	CLOSED & CLOSED (CC)			OPEN & OPEN (OO)		
		Journal Laminate	Flintwood	Veneer	Journal Laminate	Flintwood	Veneer
20 / 508	32 / 813	1186	1977	2075	1056	1757	1844
20 / 508	48 / 1219	1306	2175	2285	1165	1942	2039
20 / 508	60 / 1524	1568	2613	2746	1247	2080	2187
20 / 508	72 / 1829	1659	2764	2902	1334	2221	2333
24 / 610	32 / 813	1221	2039	2143	1094	1825	1919
24 / 610	48 / 1219	1343	2241	2351	1206	2011	2111
24 / 610	60 / 1524	1607	2676	2810	1292	2153	2260
24 / 610	72 / 1829	1696	2827	2970	1376	2291	2406

To determine overall price, add Top Finish price and Case Finish price together.

Only a selection of Storage configurations are shown. For a complete list of pricing, refer to the Specification Software.

Pricing is continued on the following page.

C J F A

Two Storage, Finished Top, 1 High
(Continued)

DIMENSIONS
INCHES / MM

PRICING

CASE FINISH (Continued)

STANDARD, FINISHED BACK (F)

LEFT & RIGHT STORAGE

D	W	BOX/BOX & OPEN (BO)			BOX/BOX & CLOSED (BC)			BOX/BOX & FILE (BF)			BOX/BOX & BOX/BOX (BB)		
		Journal Laminate	Flintwood	Veneer	Journal Laminate	Flintwood	Veneer	Journal Laminate	Flintwood	Veneer	Journal Laminate	Flintwood	Veneer
20 / 508	32 / 813	1264	2109	2216	1382	2303	2419	1450	2419	2539	1559	2598	2727
20 / 508	48 / 1219	1382	2301	2417	1507	2509	2634	1580	2631	2764	1688	2811	2955
20 / 508	60 / 1524	1469	2449	2571	1688	2811	2953	1676	2796	2936	1788	2979	3129
20 / 508	72 / 1829	1561	2602	2732	1786	2978	3127	1786	2978	3127	1897	3161	3321
24 / 610	32 / 813	1303	2170	2279	1420	2366	2484	1489	2481	2605	1596	2660	2794
24 / 610	48 / 1219	1419	2364	2482	1543	2573	2702	1617	2694	2828	1725	2876	3022
24 / 610	60 / 1524	1507	2510	2634	1725	2874	3019	1714	2857	3002	1825	3043	3195
24 / 610	72 / 1829	1755	2924	3071	1825	3042	3193	1825	3042	3193	1935	3226	3386

FILE & OPEN (FO)

FILE & CLOSED (FC)

FILE & FILE (FF)

CLOSED & OPEN (CO)

D	W	FILE & OPEN (FO)			FILE & CLOSED (FC)			FILE & FILE (FF)			CLOSED & OPEN (CO)		
		Journal Laminate	Flintwood	Veneer	Journal Laminate	Flintwood	Veneer	Journal Laminate	Flintwood	Veneer	Journal Laminate	Flintwood	Veneer
20 / 508	32 / 813	1158	1928	2025	1273	2123	2228	1343	2240	2349	1088	1814	1906
20 / 508	48 / 1219	1270	2117	2223	1397	2329	2445	1469	2449	2572	1201	1998	2098
20 / 508	60 / 1524	1358	2264	2377	1576	2629	2760	1567	2612	2745	1368	2279	2394
20 / 508	72 / 1829	1452	2420	2540	1676	2794	2935	1676	2794	2935	1452	2420	2540
24 / 610	32 / 813	1196	1993	2093	1312	2187	2297	1382	2301	2417	1312	2187	2297
24 / 610	48 / 1219	1386	2311	2427	1435	2392	2510	1508	2513	2638	1237	2062	2163
24 / 610	60 / 1524	1395	2328	2445	1614	2691	2826	1607	2676	2810	1406	2343	2458
24 / 610	72 / 1829	1489	2482	2605	1714	2857	3001	1714	2857	3001	1489	2482	2605

CLOSED & CLOSED (CC)

OPEN & OPEN (OO)

D	W	CLOSED & CLOSED (CC)			OPEN & OPEN (OO)		
		Journal Laminate	Flintwood	Veneer	Journal Laminate	Flintwood	Veneer
20 / 508	32 / 813	1205	2008	2107	1073	1789	1878
20 / 508	48 / 1219	1324	2205	2318	1186	1975	2073
20 / 508	60 / 1524	1587	2644	2777	1268	2115	2220
20 / 508	72 / 1829	1676	2794	2935	1353	2254	2368
24 / 610	32 / 813	1241	2069	2174	1116	1861	1952
24 / 610	48 / 1219	1363	2271	2384	1227	2044	2148
24 / 610	60 / 1524	1624	2706	2843	1312	2187	2297
24 / 610	72 / 1829	1714	2857	3001	1394	2325	2442

To determine overall price, add Top Finish price and Case Finish price together.

Only a selection of Storage configurations are shown. For a complete list of pricing, refer to the Specification Software.

Pricing is continued on the following page.

CJFA

Two Storage, Finished Top, 1 High
(Continued)

DIMENSIONS
INCHES / MM

PRICING

CASE FINISH (Continued)

STANDARD, ELECTRICAL ACCESS BACK (A)

LEFT & RIGHT STORAGE

D	W	BOX/BOX & OPEN (BO)			BOX/BOX & CLOSED (BC)			BOX/BOX & FILE (BF)			BOX/BOX & BOX/BOX (BB)		
		Journal Laminate	Flintwood	Veneer	Journal Laminate	Flintwood	Veneer	Journal Laminate	Flintwood	Veneer	Journal Laminate	Flintwood	Veneer
20 / 508	32 / 813	1290	2151	2256	1406	2343	2458	1474	2457	2581	1583	2639	2771
20 / 508	48 / 1219	1459	2429	2551	1583	2639	2771	1656	2758	2898	1764	2942	3089
20 / 508	60 / 1524	1583	2640	2774	1803	3004	3156	1793	2988	3139	1904	3174	3332
20 / 508	72 / 1829	1717	2861	3003	1942	3236	3398	1942	3236	3398	2051	3420	3591
24 / 610	32 / 813	1328	2214	2325	1443	2406	2526	1513	2522	2648	1621	2700	2836
24 / 610	48 / 1219	1495	2493	2618	1621	2700	2836	1692	2823	2964	1801	3003	3155
24 / 610	60 / 1524	1622	2703	2840	1840	3068	3222	1832	3052	3206	1942	3236	3398
24 / 610	72 / 1829	1755	2924	3071	1980	3300	3466	1980	3300	3466	2091	3483	3659

CLOSED & OPEN (CO) CLOSED & CLOSED (CC) OPEN & OPEN (OO)

D	W	CLOSED & OPEN (CO)			CLOSED & CLOSED (CC)			OPEN & OPEN (OO)		
		Journal Laminate	Flintwood	Veneer	Journal Laminate	Flintwood	Veneer	Journal Laminate	Flintwood	Veneer
20 / 508	32 / 813	1114	1856	1949	1228	2046	2152	1101	1835	1926
20 / 508	48 / 1219	1276	2126	2234	1402	2336	2452	1270	2117	2223
20 / 508	60 / 1524	1484	2474	2597	1702	2837	2980	1397	2329	2448
20 / 508	72 / 1829	1607	2677	2811	1832	3052	3206	1524	2542	2669
24 / 610	32 / 813	1335	2226	2339	1267	2111	2217	1143	1904	1999
24 / 610	48 / 1219	1314	2190	2300	1440	2398	2520	1313	2188	2299
24 / 610	60 / 1524	1522	2538	2663	1741	2900	3046	1440	2398	2520
24 / 610	72 / 1829	1643	2741	2877	1869	3116	3274	1566	2609	2742

ELEVATED, WALL MOUNT (W)

LEFT & RIGHT STORAGE

D	W	CLOSED & OPEN (CO)			CLOSED & CLOSED (CC)			OPEN & OPEN (OO)		
		Journal Laminate	Flintwood	Veneer	Journal Laminate	Flintwood	Veneer	Journal Laminate	Flintwood	Veneer
20 / 508	32 / 813	1130	1883	1977	1244	2073	2180	1118	1864	1957
20 / 508	48 / 1219	1235	2058	2162	1361	2269	2381	1226	2043	2145
20 / 508	60 / 1524	1402	2336	2452	1619	2699	2835	1306	2175	2285
20 / 508	72 / 1829	1481	2467	2593	1706	2844	2986	1385	2310	2426

ELEVATED, WALL MOUNT, ELECTRICAL ACCESS BACK (M)

LEFT & RIGHT STORAGE

D	W	CLOSED & OPEN (CO)			CLOSED & CLOSED (CC)			OPEN & OPEN (OO)		
		Journal Laminate	Flintwood	Veneer	Journal Laminate	Flintwood	Veneer	Journal Laminate	Flintwood	Veneer
20 / 508	32 / 813	1146	1912	2008	1262	2102	2211	1138	1897	1993
20 / 508	48 / 1219	1326	2211	2320	1452	2420	2540	1326	2211	2320
20 / 508	60 / 1524	1545	2575	2705	1764	2939	3088	1467	2445	2567
20 / 508	72 / 1829	1682	2801	2942	1906	3177	3335	1607	2677	2811

To determine overall price, add Top Finish price and Case Finish price together.

Only a selection of Storage configurations are shown. For a complete list of pricing, refer to the Specification Software.

Pricing is continued on the following page.

C J F A

Two Storage, Finished Top, 1 High
(Continued)

DIMENSIONS
INCHES / MM

PRICING

CASE FINISH (Continued)

ELEVATED BY BASE, UNFINISHED BACK (U)

LEFT & RIGHT STORAGE

BOX/BOX & OPEN (BO)		BOX/BOX & CLOSED (BC)			BOX/BOX & FILE (BF)			BOX/BOX & BOX/BOX (BB)					
Journal Laminate	Flintwood	Veneer	Journal Laminate	Flintwood	Veneer	Journal Laminate	Flintwood	Veneer	Journal Laminate	Flintwood	Veneer		
20 / 508	32 / 813	1332	2219	2332	1448	2415	2535	1516	2526	2655	1625	2707	2845
20 / 508	48 / 1219	1452	2421	2543	1576	2629	2760	1650	2749	2887	1760	2932	3079
20 / 508	60 / 1524	1544	2574	2703	1763	2937	3087	1755	2923	3069	1864	3105	3263
20 / 508	72 / 1829	1645	2742	2878	1871	3118	3275	1871	3118	3275	1980	3300	3467
24 / 610	32 / 813	1372	2288	2404	1489	2481	2605	1559	2597	2726	1666	2776	2915
24 / 610	48 / 1219	1492	2487	2612	1618	2697	2832	1690	2818	2958	1800	3000	3149
24 / 610	60 / 1524	1586	2641	2775	1803	3004	3156	1795	2992	3140	1904	3175	3334
24 / 610	72 / 1829	1685	2808	2950	1909	3183	3345	1909	3183	3345	2021	3367	3537

FILE & OPEN (FO)

FILE & CLOSED (FC)

FILE & FILE (FF)

CLOSED & OPEN (CO)

Journal Laminate	Flintwood	Veneer	Journal Laminate	Flintwood	Veneer	Journal Laminate	Flintwood	Veneer	Journal Laminate	Flintwood	Veneer		
20 / 508	32 / 813	1221	2039	2143	1339	2232	2344	1409	2348	2466	1155	1923	2021
20 / 508	48 / 1219	1343	2240	2349	1469	2448	2569	1542	2569	2697	1270	2117	2223
20 / 508	60 / 1524	1435	2392	2510	1654	2755	2894	1643	2739	2876	1443	2406	2526
20 / 508	72 / 1829	1536	2557	2685	1760	2934	3081	1760	2934	3081	1536	2557	2685
24 / 610	32 / 813	1264	2107	2214	1382	2301	2417	1450	2417	2539	1382	2301	2417
24 / 610	48 / 1219	1384	2305	2422	1509	2515	2640	1581	2634	2768	1310	2185	2293
24 / 610	60 / 1524	1474	2457	2581	1692	2823	2964	1685	2807	2949	1485	2475	2598
24 / 610	72 / 1829	1574	2626	2757	1800	3001	3152	1800	3001	3152	1574	2626	2757

CLOSED & CLOSED (CC)

OPEN & OPEN (OO)

Journal Laminate	Flintwood	Veneer	Journal Laminate	Flintwood	Veneer		
20 / 508	32 / 813	1270	2117	2223	1147	1913	2009
20 / 508	48 / 1219	1395	2327	2443	1264	2107	2213
20 / 508	60 / 1524	1662	2771	2910	1353	2254	2368
20 / 508	72 / 1829	1752	2922	3068	1444	2407	2528
24 / 610	32 / 813	1312	2187	2297	1191	1987	2087
24 / 610	48 / 1219	1435	2393	2514	1308	2182	2290
24 / 610	60 / 1524	1702	2837	2980	1397	2330	2449
24 / 610	72 / 1829	1800	3001	3152	1491	2484	2609

To determine overall price, add Top Finish price and Case Finish price together.

Only a selection of Storage configurations are shown. For a complete list of pricing, refer to the Specification Software.

Pricing is continued on the following page.

CJFA

Two Storage, Finished Top, 1 High
(Continued)

DIMENSIONS
INCHES / MM

PRICING

CASE FINISH (Continued)
ELEVATED BY BASE, FINISHED BACK (B)

LEFT & RIGHT STORAGE

D	W	BOX/BOX & OPEN (BO)			BOX/BOX & CLOSED (BC)			BOX/BOX & FILE (BF)			BOX/BOX & BOX/BOX (BB)		
		Journal Laminate	Flintwood	Veneer	Journal Laminate	Flintwood	Veneer	Journal Laminate	Flintwood	Veneer	Journal Laminate	Flintwood	Veneer
20 / 508	32 / 813	1351	2249	2364	1467	2445	2567	1536	2557	2687	1641	2736	2876
20 / 508	48 / 1219	1470	2450	2572	1596	2659	2793	1668	2779	2920	1777	2963	3111
20 / 508	60 / 1524	1563	2604	2735	1781	2970	3118	1772	2953	3101	1883	3135	3294
20 / 508	72 / 1829	1662	2772	2910	1890	3148	3306	1890	3148	3306	1998	3330	3500
24 / 610	32 / 813	1391	2318	2433	1507	2510	2634	1574	2626	2757	1684	2806	2946
24 / 610	48 / 1219	1510	2517	2644	1636	2726	2863	1709	2848	2992	1818	3030	3181
24 / 610	60 / 1524	1603	2671	2806	1820	3035	3188	1813	3021	3171	1922	3204	3364
24 / 610	72 / 1829	1705	2840	2982	1928	3214	3378	1928	3214	3378	2039	3398	3568

FILE & OPEN (FO) FILE & CLOSED (FC) FILE & FILE (FF) CLOSED & OPEN (CO)

D	W	FILE & OPEN (FO)			FILE & CLOSED (FC)			FILE & FILE (FF)			CLOSED & OPEN (CO)		
		Journal Laminate	Flintwood	Veneer	Journal Laminate	Flintwood	Veneer	Journal Laminate	Flintwood	Veneer	Journal Laminate	Flintwood	Veneer
20 / 508	32 / 813	1241	2069	2174	1358	2263	2376	1427	2377	2496	1173	1953	2053
20 / 508	48 / 1219	1361	2269	2381	1486	2478	2602	1559	2598	2728	1288	2146	2254
20 / 508	60 / 1524	1453	2422	2543	1670	2785	2926	1661	2770	2908	1462	2436	2557
20 / 508	72 / 1829	1551	2588	2719	1777	2963	3112	1779	2964	3112	1551	2588	2719
24 / 610	32 / 813	1283	2138	2246	1398	2332	2449	1469	2448	2569	1398	2332	2449
24 / 610	48 / 1219	1402	2336	2452	1528	2545	2673	1600	2667	2800	1329	2216	2327
24 / 610	60 / 1524	1493	2489	2613	1712	2852	2995	1701	2836	2979	1503	2506	2630
24 / 610	72 / 1829	1593	2656	2790	1818	3031	3183	1818	3031	3183	1593	2655	2787

CLOSED & CLOSED (CC) OPEN & OPEN (OO)

D	W	CLOSED & CLOSED (CC)			OPEN & OPEN (OO)		
		Journal Laminate	Flintwood	Veneer	Journal Laminate	Flintwood	Veneer
20 / 508	32 / 813	1290	2148	2255	1167	1946	2043
20 / 508	48 / 1219	1414	2357	2475	1284	2140	2248
20 / 508	60 / 1524	1682	2801	2942	1372	2288	2404
20 / 508	72 / 1829	1771	2951	3098	1465	2443	2566
24 / 610	32 / 813	1329	2217	2328	1211	2020	2123
24 / 610	48 / 1219	1455	2423	2545	1329	2216	2327
24 / 610	60 / 1524	1720	2869	3011	1419	2364	2482
24 / 610	72 / 1829	1818	3031	3183	1510	2516	2642

To determine overall price, add Top Finish price and Case Finish price together.

Only a selection of Storage configurations are shown. For a complete list of pricing, refer to the Specification Software.

Pricing is continued on the following page.

C J F A

Two Storage, Finished Top, 1 High
(Continued)

DIMENSIONS
INCHES / MM

PRICING

		CASE FINISH (Continued)											
		ELEVATED BY BASE, ELECTRICAL ACCESS BACK (E)											
		LEFT & RIGHT STORAGE											
		BOX/BOX & OPEN (BO)			BOX/BOX & CLOSED (BC)			FILE & OPEN (FO)			FILE & CLOSED (FC)		
D	W	Journal Laminate	Flintwood	Veneer	Journal Laminate	Flintwood	Veneer	Journal Laminate	Flintwood	Veneer	Journal Laminate	Flintwood	Veneer
20 / 508	32 / 813	1376	2291	2406	1491	2484	2609	1267	2111	2217	1383	2304	2420
20 / 508	48 / 1219	1547	2579	2707	1672	2786	2927	1438	2397	2517	1565	2605	2736
20 / 508	60 / 1524	1680	2798	2937	1897	3161	3321	1568	2613	2746	1786	2978	3127
20 / 508	72 / 1829	1818	3030	3182	2043	3407	3576	1709	2847	2988	1934	3222	3384
24 / 610	32 / 813	1414	2358	2478	1531	2552	2680	1307	2180	2288	1422	2372	2492
24 / 610	48 / 1219	1588	2647	2779	1713	2855	3000	1479	2464	2588	1604	2673	2807
24 / 610	60 / 1524	1719	2866	3009	1937	3229	3390	1610	2683	2816	1828	3046	3199
24 / 610	72 / 1829	1859	3098	3253	2085	3474	3649	1747	2913	3060	1975	3291	3454
		CLOSED & OPEN (CO)			CLOSED & CLOSED (CC)			OPEN & OPEN (OO)					
D	W	Journal Laminate	Flintwood	Veneer	Journal Laminate	Flintwood	Veneer	Journal Laminate	Flintwood	Veneer			
20 / 508	32 / 813	1197	1995	2096	1313	2189	2299	1194	1991	2091			
20 / 508	48 / 1219	1365	2276	2391	1491	2484	2609	1368	2281	2395			
20 / 508	60 / 1524	1579	2630	2761	1796	2994	3145	1502	2502	2629			
20 / 508	72 / 1829	1709	2847	2988	1926	3210	3371	1637	2727	2865			
24 / 610	32 / 813	1422	2372	2492	1355	2256	2369	1239	2066	2169			
24 / 610	48 / 1219	1406	2343	2462	1531	2552	2680	1414	2358	2477			
24 / 610	60 / 1524	1618	2698	2834	1837	3061	3214	1545	2575	2705			
24 / 610	72 / 1829	1747	2913	3060	1975	3291	3454	1683	2804	2944			

To determine overall price, add Top Finish price and Case Finish price together.

Only a selection of Storage configurations are shown. For a complete list of pricing, refer to the Specification Software.

If Grommet is specified, add 30

If Scallop is specified, add 57

If Module Black is specified, add 208

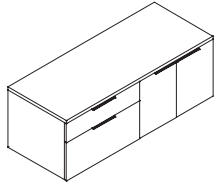
If Module White is specified, add 290

If Notch is specified, add 13

If Lock is specified, add 71 for each lock

C J F B

Two Storage, Finished Top, 1.5 High



WHAT'S INCLUDED

1 cabinet with back (as specified), credenza top (as specified), credenza base (if specified), hinged door(s) (if specified), box/file (if specified), pulls (as specified), scallop or module (if specified), lock and keys (if specified). Wall Mount back style (if specified), wall cleat and hardware is included.

NOTES

Top is included.

Base is included.

Open and closed storage options have 1 height-adjustable shelf.

32" and 48" widths have single door, all doors have a left handle and right swing orientation.

60" and 72" widths have double doors.

Wall Mount back style is only available for 20" depth.

Electrical access back will only be applicable for Open and Closed storage options.

Electrical is specified over the Left or Right Storage option, and are located at the center of the storage option specified.

For Wood Grain Directions, see the *Application Guide* section.

PRODUCT OPTIONS

Base & Back Style	Left Storage	Right Storage	Depth	Width	Top Finish
S Standard (Levelers), Unfinished Back	B Box/File	B Box/File	20, 24	32, 48, 60, 72	Flintwood
F Standard (Levelers), Finished Back	C Closed	C Closed			Veneer
A Standard (Levelers), Electrical Access Back	O Open	O Open			Journal Laminate
W Elevated, Wall Mount					
M Elevated, Wall Mount Electrical Access Back					
U Elevated by Base, Unfinished Back					
B Elevated by Base, Finished Back					
E Elevated by Base, Electrical Access Back					

SAMPLE ORDER CODE

CJFB U	B	C	20	48	FX
---------------	----------	----------	-----------	-----------	-----------

PRODUCT OPTIONS (CONTINUED)

Case Finish	Electrical	Base Finish (only for Base & Back Style U, B, E)	Pull Style	Pull & Grommet Finish	Lock Option
Flintwood	N None	7 Platinum	R Rectangular	7 Platinum	N No Lock
Veneer	G Left Grommet	V Very White	J Journal	V Very White	K Key Alike
Journal Laminate	I Right Grommet	E Ebony		E Ebony	R Random
	J Left Scallop	X Anthracite		X Anthracite	
	L Right Scallop				
	O Left Module White				
	P Left Module Black				
	S Right Module White				
	T Right Module Black				
	V Right Notch				
	W Left Notch				

SAMPLE ORDER CODE (CONTINUED)

FX	N	L	J	V	K
-----------	----------	----------	----------	----------	----------

See Pricing on the following page.

C J F B

Two Storage, Finished Top, 1.5 High
(Continued)

DIMENSIONS
INCHES / MM

D	W
20 / 508	32 / 813
20 / 508	48 / 1219
20 / 508	60 / 1524
20 / 508	72 / 1829
24 / 610	32 / 813
24 / 610	48 / 1219
24 / 610	60 / 1524
24 / 610	72 / 1829

PRICING

TOP FINISH			
Journal			
Laminate	Flintwood	Veneer	
238	530	558	
299	665	701	
347	767	806	
391	870	914	
246	551	580	
307	684	720	
354	788	827	
403	890	936	

CASE FINISH
STANDARD, UNFINISHED BACK (S)

LEFT & RIGHT STORAGE

D	W	BOX/FILE & OPEN (BO)			BOX/FILE & CLOSED (BC)			BOX/FILE & BOX/FILE (BB)			CLOSED & OPEN (CO)		
		Journal Laminate	Flintwood	Veneer	Journal Laminate	Flintwood	Veneer	Journal Laminate	Flintwood	Veneer	Journal Laminate	Flintwood	Veneer
20 / 508	32 / 813	1384	2305	2421	1508	2513	2639	1682	2803	2943	1209	2015	2117
20 / 508	48 / 1219	1536	2559	2689	1673	2790	2928	1854	3090	3246	1355	2257	2372
20 / 508	60 / 1524	1655	2756	2895	1888	3147	3305	1989	3315	3482	1551	2588	2718
20 / 508	72 / 1829	1779	2966	3115	2024	3376	3543	2141	3567	3748	1662	2772	2910
24 / 610	32 / 813	1430	2380	2501	1553	2589	2719	1726	2878	3023	1255	2093	2197
24 / 610	48 / 1219	1581	2634	2768	1719	2866	3009	1899	3168	3326	1402	2336	2452
24 / 610	60 / 1524	1699	2833	2974	1935	3224	3385	2036	3390	3561	1597	2663	2797
24 / 610	72 / 1829	1825	3043	3195	2071	3450	3624	2188	3646	3828	1709	2848	2992

CLOSED & CLOSED (CC)

OPEN & OPEN (OO)

D	W	CLOSED & CLOSED (CC)			OPEN & OPEN (OO)		
		Journal Laminate	Flintwood	Veneer	Journal Laminate	Flintwood	Veneer
20 / 508	32 / 813	1334	2223	2335	1217	2027	2129
20 / 508	48 / 1219	1493	2489	2613	1364	2275	2390
20 / 508	60 / 1524	1788	2979	3129	1478	2463	2584
20 / 508	72 / 1829	1908	3180	3338	1589	2649	2782
24 / 610	32 / 813	1380	2300	2416	1268	2114	2219
24 / 610	48 / 1219	1539	2566	2694	1416	2362	2479
24 / 610	60 / 1524	1834	3057	3209	1530	2549	2676
24 / 610	72 / 1829	1953	3257	3420	1641	2735	2873

To determine overall price, add Top Finish price and Case Finish price together.

Only a selection of Storage configurations are shown. For a complete list of pricing, refer to the Specification Software.

Pricing is continued on the following page.

C J F B

Two Storage, Finished Top, 1.5 High
(Continued)

DIMENSIONS
INCHES / MM

PRICING

CASE FINISH (Continued)
STANDARD, FINISHED BACK (F)

LEFT & RIGHT STORAGE

D	W	BOX/FILE & OPEN (BO)			BOX/FILE & CLOSED (BC)			BOX/FILE & BOX/FILE (BB)			CLOSED & OPEN (CO)		
		Journal Laminate	Flintwood	Veneer	Journal Laminate	Flintwood	Veneer	Journal Laminate	Flintwood	Veneer	Journal Laminate	Flintwood	Veneer
20 / 508	32 / 813	1406	2344	2463	1531	2552	2680	1706	2843	2985	1234	2054	2159
20 / 508	48 / 1219	1560	2600	2729	1697	2828	2971	1877	3130	3287	1380	2299	2416
20 / 508	60 / 1524	1676	2796	2936	1913	3188	3349	2014	3356	3525	1576	2629	2760
20 / 508	72 / 1829	1805	3006	3158	2049	3414	3586	2166	3609	3792	1688	2811	2955
24 / 610	32 / 813	1453	2422	2543	1576	2629	2760	1749	2919	3064	1279	2131	2240
24 / 610	48 / 1219	1607	2676	2810	1743	2906	3052	1923	3206	3366	1424	2375	2494
24 / 610	60 / 1524	1724	2873	3016	1959	3264	3428	2060	3432	3604	1622	2703	2840
24 / 610	72 / 1829	1849	3082	3236	2096	3492	3664	2212	3684	3869	1734	2887	3032

CLOSED & CLOSED (CC)

D	W	Journal Laminate	Flintwood	Veneer
20 / 508	32 / 813	1358	2263	2376
20 / 508	48 / 1219	1516	2528	2656
20 / 508	60 / 1524	1812	3019	3170
20 / 508	72 / 1829	1933	3220	3383
24 / 610	32 / 813	1405	2340	2456
24 / 610	48 / 1219	1565	2605	2736
24 / 610	60 / 1524	1858	3096	3251
24 / 610	72 / 1829	1978	3297	3463

OPEN & OPEN (OO)

D	W	Journal Laminate	Flintwood	Veneer
20 / 508	32 / 813	1244	2072	2175
20 / 508	48 / 1219	1392	2319	2436
20 / 508	60 / 1524	1505	2508	2632
20 / 508	72 / 1829	1617	2696	2830
24 / 610	32 / 813	1295	2159	2268
24 / 610	48 / 1219	1443	2405	2525
24 / 610	60 / 1524	1557	2595	2723
24 / 610	72 / 1829	1668	2781	2921

STANDARD, ELECTRICAL ACCESS BACK (A)

LEFT & RIGHT STORAGE

D	W	BOX/FILE & OPEN (BO)			BOX/FILE & CLOSED (BC)			CLOSED & OPEN (CO)			CLOSED & CLOSED (CC)		
		Journal Laminate	Flintwood	Veneer	Journal Laminate	Flintwood	Veneer	Journal Laminate	Flintwood	Veneer	Journal Laminate	Flintwood	Veneer
20 / 508	32 / 813	1424	2376	2495	1550	2583	2716	1253	2087	2191	1377	2293	2408
20 / 508	48 / 1219	1629	2714	2849	1766	2943	3090	1448	2413	2533	1586	2641	2775
20 / 508	60 / 1524	1781	2968	3116	2016	3359	3530	1680	2800	2939	1916	3192	3354
20 / 508	72 / 1829	1943	3238	3401	2188	3646	3829	1826	3045	3198	2071	3452	3625
24 / 610	32 / 813	1471	2452	2575	1596	2660	2794	1297	2163	2272	1422	2370	2491
24 / 610	48 / 1219	1672	2787	2928	1812	3019	3170	1493	2489	2613	1631	2719	2854
24 / 610	60 / 1524	1826	3045	3198	2064	3437	3609	1725	2876	3022	1962	3269	3432
24 / 610	72 / 1829	1989	3315	3481	2232	3722	3909	1872	3120	3277	2117	3530	3706

OPEN & OPEN (OO)

D	W	Journal Laminate	Flintwood	Veneer
20 / 508	32 / 813	1128	1878	1974
20 / 508	48 / 1219	1308	2182	2290
20 / 508	60 / 1524	1444	2407	2528
20 / 508	72 / 1829	1581	2634	2768
24 / 610	32 / 813	1173	1955	2053
24 / 610	48 / 1219	1355	2256	2370
24 / 610	60 / 1524	1491	2484	2609
24 / 610	72 / 1829	1626	2712	2848

To determine overall price, add Top Finish price and Case Finish price together.

Only a selection of Storage configurations are shown. For a complete list of pricing, refer to the Specification Software.

Pricing is continued on the following page.

C J F B

Two Storage, Finished Top, 1.5 High
(Continued)

DIMENSIONS
INCHES / MM

PRICING

D		W		CASE FINISH (Continued)									
				ELEVATED, WALL MOUNT (W)									
				LEFT & RIGHT STORAGE									
		CLOSED & OPEN (CO)			CLOSED & CLOSED (CC)			OPEN & OPEN (OO)					
		Journal Laminate	Flintwood	Veneer	Journal Laminate	Flintwood	Veneer	Journal Laminate	Flintwood	Veneer			
20 / 508	32 / 813	1247	2080	2187	1373	2290	2405	1261	2101	2210			
20 / 508	48 / 1219	1382	2303	2419	1518	2531	2659	1393	2322	2438			
20 / 508	60 / 1524	1567	2610	2743	1801	3003	3153	1493	2489	2613			
20 / 508	72 / 1829	1666	2776	2915	1909	3183	3345	1593	2655	2787			
				ELEVATED, WALL MOUNT, ELECTRICAL ACCESS BACK (M)									
				LEFT & RIGHT STORAGE									
		CLOSED & OPEN (CO)			CLOSED & CLOSED (CC)			OPEN & OPEN (OO)					
		Journal Laminate	Flintwood	Veneer	Journal Laminate	Flintwood	Veneer	Journal Laminate	Flintwood	Veneer			
20 / 508	32 / 813	1290	2151	2256	1414	2358	2477	1307	2180	2288			
20 / 508	48 / 1219	1503	2506	2630	1640	2734	2873	1530	2550	2677			
20 / 508	60 / 1524	1748	2915	3060	1984	3306	3473	1697	2828	2971			
20 / 508	72 / 1829	1908	3180	3338	2154	3589	3769	1865	3109	3265			
				ELEVATED BY BASE, UNFINISHED BACK (U)									
				LEFT & RIGHT STORAGE									
		BOX/FILE & OPEN (BO)			BOX/FILE & CLOSED (BC)			BOX/FILE & BOX/FILE (BB)			CLOSED & OPEN (CO)		
		Journal Laminate	Flintwood	Veneer	Journal Laminate	Flintwood	Veneer	Journal Laminate	Flintwood	Veneer	Journal Laminate	Flintwood	Veneer
20 / 508	32 / 813	1467	2446	2569	1592	2654	2786	1766	2943	3090	1293	2156	2264
20 / 508	48 / 1219	1625	2707	2845	1764	2939	3087	1943	3239	3401	1443	2406	2526
20 / 508	60 / 1524	1747	2912	3058	1984	3305	3471	2083	3473	3646	1647	2746	2881
20 / 508	72 / 1829	1880	3134	3294	2126	3544	3720	2243	3739	3927	1764	2942	3089
24 / 610	32 / 813	1515	2525	2654	1640	2734	2873	1814	3023	3176	1343	2240	2349
24 / 610	48 / 1219	1673	2790	2928	1813	3021	3171	1992	3321	3486	1493	2489	2613
24 / 610	60 / 1524	1796	2994	3145	2030	3385	3557	2131	3554	3733	1695	2825	2966
24 / 610	72 / 1829	1928	3216	3379	2174	3625	3807	2291	3819	4010	1814	3023	3175
		CLOSED & CLOSED (CC)			OPEN & OPEN (OO)								
		Journal Laminate	Flintwood	Veneer	Journal Laminate	Flintwood	Veneer						
20 / 508	32 / 813	1419	2365	2482	1312	2187	2297						
20 / 508	48 / 1219	1583	2639	2771	1465	2443	2566						
20 / 508	60 / 1524	1883	3135	3294	1583	2639	2771						
20 / 508	72 / 1829	2010	3351	3517	1705	2841	2984						
24 / 610	32 / 813	1467	2446	2569	1365	2276	2392						
24 / 610	48 / 1219	1631	2719	2855	1521	2535	2660						
24 / 610	60 / 1524	1931	3217	3380	1638	2729	2868						
24 / 610	72 / 1829	2060	3432	3603	1759	2931	3079						

To determine overall price, add Top Finish price and Case Finish price together.

Only a selection of Storage configurations are shown. For a complete list of pricing, refer to the Specification Software.

Pricing is continued on the following page.

C J F B

Two Storage, Finished Top, 1.5 High
(Continued)

DIMENSIONS
INCHES / MM

PRICING

CASE FINISH (Continued)
ELEVATED BY BASE, FINISHED BACK (B)

LEFT & RIGHT STORAGE

D	W	BOX/FILE & OPEN (BO)			BOX/FILE & CLOSED (BC)			BOX/FILE & BOX/FILE (BB)			CLOSED & OPEN (CO)		
		Journal Laminate	Flintwood	Veneer	Journal Laminate	Flintwood	Veneer	Journal Laminate	Flintwood	Veneer	Journal Laminate	Flintwood	Veneer
20 / 508	32 / 813	1492	2486	2610	1617	2694	2828	1790	2984	3133	1318	2197	2306
20 / 508	48 / 1219	1648	2748	2886	1788	2979	3129	1967	3279	3445	1469	2449	2572
20 / 508	60 / 1524	1772	2953	3101	2008	3345	3511	2109	3512	3689	1670	2785	2926
20 / 508	72 / 1829	1906	3176	3334	2152	3586	3764	2268	3778	3968	1789	2981	3131
24 / 610	32 / 813	1540	2568	2697	1663	2775	2913	1839	3064	3217	1366	2277	2393
24 / 610	48 / 1219	1697	2830	2972	1836	3060	3212	2016	3359	3530	1516	2528	2656
24 / 610	60 / 1524	1820	3033	3185	2054	3425	3597	2155	3593	3773	1719	2866	3009
24 / 610	72 / 1829	1953	3257	3420	2198	3663	3850	2317	3859	4053	1837	3061	3214

CLOSED & CLOSED (CC)

OPEN & OPEN (OO)

D	W	CLOSED & CLOSED (CC)			OPEN & OPEN (OO)		
		Journal Laminate	Flintwood	Veneer	Journal Laminate	Flintwood	Veneer
20 / 508	32 / 813	1442	2404	2524	1194	1989	2089
20 / 508	48 / 1219	1607	2677	2811	1332	2218	2329
20 / 508	60 / 1524	1906	3177	3335	1435	2393	2514
20 / 508	72 / 1829	2036	3390	3560	1543	2573	2702
24 / 610	32 / 813	1492	2486	2609	1241	2069	2174
24 / 610	48 / 1219	1656	2758	2898	1380	2299	2416
24 / 610	60 / 1524	1953	3257	3420	1485	2475	2598
24 / 610	72 / 1829	2083	3472	3646	1593	2655	2786

ELEVATED BY BASE, ELECTRICAL ACCESS BACK (E)

LEFT & RIGHT STORAGE

D	W	BOX/FILE & OPEN (BO)			BOX/FILE & CLOSED (BC)			CLOSED & OPEN (CO)			CLOSED & CLOSED (CC)		
		Journal Laminate	Flintwood	Veneer	Journal Laminate	Flintwood	Veneer	Journal Laminate	Flintwood	Veneer	Journal Laminate	Flintwood	Veneer
20 / 508	32 / 813	1510	2516	2642	1636	2724	2861	1336	2227	2340	1462	2436	2557
20 / 508	48 / 1219	1717	2862	3004	1856	3093	3248	1537	2560	2690	1675	2791	2932
20 / 508	60 / 1524	1875	3124	3280	2110	3516	3692	1775	2957	3104	2010	3350	3516
20 / 508	72 / 1829	2044	3408	3577	2289	3816	4007	1927	3212	3376	2173	3623	3802
24 / 610	32 / 813	1559	2598	2727	1684	2806	2946	1385	2310	2426	1510	2516	2642
24 / 610	48 / 1219	1766	2943	3090	1904	3174	3332	1586	2641	2775	1724	2873	3016
24 / 610	60 / 1524	1923	3206	3365	2159	3597	3778	1821	3038	3189	2058	3429	3602
24 / 610	72 / 1829	2094	3487	3663	2339	3896	4091	1977	3294	3458	2221	3704	3888

OPEN & OPEN (OO)

D	W	OPEN & OPEN (OO)		
		Journal Laminate	Flintwood	Veneer
20 / 508	32 / 813	1361	2268	2379
20 / 508	48 / 1219	1568	2613	2746
20 / 508	60 / 1524	1726	2877	3023
20 / 508	72 / 1829	1888	3147	3304
24 / 610	32 / 813	1414	2357	2475
24 / 610	48 / 1219	1622	2703	2840
24 / 610	60 / 1524	1781	2968	3116
24 / 610	72 / 1829	1942	3236	3398

To determine overall price, add Top Finish price and Case Finish price together.
Only a selection of Storage configurations are shown. For a complete list of pricing, refer to the Specification Software.

If Grommet is specified, add 30

If Module White is specified, add 290

If Scallop is specified, add 57

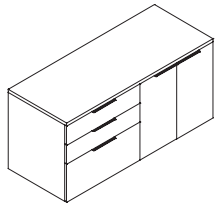
If Notch is specified, add 13

If Module Black is specified, add 208

If Lock is specified, add 71 for each lock

CJFC

Two Storage, Finished Top, 2 High



WHAT'S INCLUDED

1 cabinet with back (as specified), credenza top (as specified), credenza base (if specified), hinged door(s) (if specified), box/box/file or file/file (if specified), pulls (as specified), scallop or module (if specified), lock and keys (if specified).

NOTES

Top is included.

Open and closed storage options have 1 height-adjustable shelf.

32" and 48" widths have single door, all doors have a left handle and right swing orientation.

60" and 72" widths have double doors.

Electrical access back will only be applicable for Open and Closed storage options.

Electrical is specified over the Left or Right Storage option, and are located at the center of the storage option specified.

For Wood Grain Directions, see the *Application Guide* section.

PRODUCT OPTIONS

Base & Back Style	Left Storage	Right Storage	Depth	Width	Top Finish
S Standard (Levelers), Unfinished Back	B Box/Box/File	B Box/Box/File	20, 24	32, 48, 60, 72	Flintwood
F Standard (Levelers), Finished Back	F File/File	F File/File			Veneer
A Standard (Levelers), Electrical Access Back	C Closed O Open	C Closed O Open			Journal Laminate

SAMPLE ORDER CODE

CJFC S	B	F	20	48	FX
---------------	----------	----------	-----------	-----------	-----------

PRODUCT OPTIONS (CONTINUED)

Case Finish	Electrical	Pull Style	Pull & Grommet Finish	Lock Option
Flintwood	N None	R Rectangular	7 Platinum	N No Lock
Veneer	G Left Grommet	J Journal	V Very White	K Key Alike
Journal Laminate	I Right Grommet		E Ebony	R Random
	J Left Scallop		X Anthracite	
	L Right Scallop			
	O Left Module White			
	P Left Module Black			
	S Right Module White			
	T Right Module Black			
	V Right Notch			
	W Left Notch			

SAMPLE ORDER CODE (CONTINUED)

FX	N	J	V	K
-----------	----------	----------	----------	----------

See Pricing on the following page.

C J F C

Two Storage, Finished Top, 2 High
(Continued)

DIMENSIONS
INCHES / MM

D	W
20 / 508	32 / 813
20 / 508	48 / 1219
20 / 508	60 / 1524
20 / 508	72 / 1829
24 / 610	32 / 813
24 / 610	48 / 1219
24 / 610	60 / 1524
24 / 610	72 / 1829

PRICING

TOP FINISH

Journal Laminate	Flintwood	Veneer
238	530	558
299	665	701
347	767	806
391	870	914
246	551	580
307	684	720
354	788	827
403	890	936

CASE FINISH

STANDARD, UNFINISHED BACK (S)

LEFT & RIGHT STORAGE

D	W	BOX/BOX/FILE & OPEN (BO)			BOX/BOX/FILE & CLOSED (BC)			BOX/BOX/FILE & FILE/FILE (BF)			BOX/BOX/FILE & BOX/BOX/FILE (BB)		
		Journal Laminate	Flintwood	Veneer	Journal Laminate	Flintwood	Veneer	Journal Laminate	Flintwood	Veneer	Journal Laminate	Flintwood	Veneer
20 / 508	32 / 813	1725	2876	3021	1872	3120	3277	2104	3509	3685	2175	3626	3808
20 / 508	48 / 1219	1906	3177	3336	2074	3458	3632	2320	3867	4062	2390	3981	4182
20 / 508	60 / 1524	2053	3424	3596	2333	3887	4083	2489	4148	4356	2565	4272	4486
20 / 508	72 / 1829	2230	3715	3906	2523	4206	4415	2690	4482	4708	2796	4657	4891
24 / 610	32 / 813	1788	2979	3129	1935	3226	3386	2169	3616	3796	2240	3733	3917
24 / 610	48 / 1219	1975	3292	3456	2143	3573	3751	2390	3981	4182	2457	4095	4302
24 / 610	60 / 1524	2126	3544	3720	2405	4008	4208	2560	4268	4482	2638	4393	4614
24 / 610	72 / 1829	2306	3844	4038	2600	4333	4550	2767	4612	4842	2871	4788	5027

FILE/FILE & OPEN (FO)

FILE/FILE & CLOSED (FC)

FILE/FILE & FILE/FILE (FF)

CLOSED & OPEN (CO)

D	W	FILE/FILE & OPEN (FO)			FILE/FILE & CLOSED (FC)			FILE/FILE & FILE/FILE (FF)			CLOSED & OPEN (CO)		
		Journal Laminate	Flintwood	Veneer	Journal Laminate	Flintwood	Veneer	Journal Laminate	Flintwood	Veneer	Journal Laminate	Flintwood	Veneer
20 / 508	32 / 813	1656	2758	2898	1801	3003	3155	2038	3395	3564	1421	2369	2487
20 / 508	48 / 1219	1839	3064	3217	2009	3347	3514	2252	3754	3944	1593	2655	2787
20 / 508	60 / 1524	1979	3299	3466	2257	3763	3951	2415	4024	4224	1821	3038	3189
20 / 508	72 / 1829	2125	3540	3718	2419	4031	4233	2583	4307	4524	1959	3264	3428
24 / 610	32 / 813	1718	2863	3006	1865	3109	3264	2100	3500	3675	1484	2474	2597
24 / 610	48 / 1219	1906	3177	3336	2074	3458	3632	2320	3867	4062	1660	2768	2906
24 / 610	60 / 1524	2051	3420	3591	2330	3884	4079	2487	4145	4351	1894	3158	3316
24 / 610	72 / 1829	2201	3668	3854	2495	4157	4365	2660	4436	4656	2036	3390	3561

CLOSED & CLOSED (CC)

OPEN & OPEN (OO)

D	W	CLOSED & CLOSED (CC)			OPEN & OPEN (OO)		
		Journal Laminate	Flintwood	Veneer	Journal Laminate	Flintwood	Veneer
20 / 508	32 / 813	1568	2613	2746	1373	2290	2405
20 / 508	48 / 1219	1763	2936	3086	1536	2559	2689
20 / 508	60 / 1524	2101	3502	3677	1667	2777	2916
20 / 508	72 / 1829	2250	3751	3939	1796	2994	3145
24 / 610	32 / 813	1631	2719	2854	1442	2402	2523
24 / 610	48 / 1219	1832	3051	3204	1610	2683	2816
24 / 610	60 / 1524	2173	3623	3802	1743	2906	3052
24 / 610	72 / 1829	2329	3881	4072	1878	3132	3290

To determine overall price, add Top Finish price and Case Finish price together.

Only a selection of Storage configurations are shown. For a complete list of pricing, refer to the Specification Software.

Pricing is continued on the following page.

C J F C

Two Storage, Finished Top, 2 High
(Continued)

DIMENSIONS
INCHES / MM

PRICING

CASE FINISH (Continued)

STANDARD, FINISHED BACK (F)

LEFT & RIGHT STORAGE

D	W	BOX/BOX/FILE & OPEN (BO)			BOX/BOX/FILE & CLOSED (BC)			BOX/BOX/FILE & FILE/FILE (BF)			BOX/BOX/FILE & BOX/BOX/FILE (BB)		
		Journal Laminate	Flintwood	Veneer	Journal Laminate	Flintwood	Veneer	Journal Laminate	Flintwood	Veneer	Journal Laminate	Flintwood	Veneer
20 / 508	32 / 813	1759	2931	3079	1906	3177	3335	2140	3566	3744	2211	3683	3866
20 / 508	48 / 1219	1938	3233	3395	2109	3514	3690	2354	3922	4121	2422	4037	4240
20 / 508	60 / 1524	2087	3479	3653	2366	3943	4141	2522	4205	4415	2597	4329	4547
20 / 508	72 / 1829	2263	3773	3960	2555	4262	4474	2723	4538	4766	2828	4713	4949
24 / 610	32 / 813	1820	3033	3187	1967	3279	3445	2202	3671	3855	2272	3787	3976
24 / 610	48 / 1219	2009	3349	3514	2175	3627	3809	2422	4037	4240	2492	4153	4358
24 / 610	60 / 1524	2160	3601	3780	2438	4063	4266	2596	4324	4541	2670	4449	4674
24 / 610	72 / 1829	2341	3901	4095	2632	4388	4611	2800	4667	4900	2905	4842	5084

FILE/FILE & OPEN (FO)

FILE/FILE & CLOSED (FC)

FILE/FILE & FILE/FILE (FF)

CLOSED & OPEN (CO)

D	W	FILE/FILE & OPEN (FO)			FILE/FILE & CLOSED (FC)			FILE/FILE & FILE/FILE (FF)			CLOSED & OPEN (CO)		
		Journal Laminate	Flintwood	Veneer	Journal Laminate	Flintwood	Veneer	Journal Laminate	Flintwood	Veneer	Journal Laminate	Flintwood	Veneer
20 / 508	32 / 813	1689	2815	2956	1836	3060	3212	2071	3450	3623	1455	2424	2545
20 / 508	48 / 1219	1872	3120	3276	2042	3401	3573	2288	3811	4003	1626	2711	2847
20 / 508	60 / 1524	2013	3355	3524	2291	3819	4009	2448	4081	4284	1856	3094	3248
20 / 508	72 / 1829	2159	3597	3777	2285	3807	3999	2451	4086	4291	1992	3321	3486
24 / 610	32 / 813	1749	2919	3064	1898	3163	3323	2133	3555	3733	1516	2526	2655
24 / 610	48 / 1219	1938	3233	3395	2109	3514	3690	2354	3922	4121	1695	2825	2966
24 / 610	60 / 1524	2085	3475	3649	2364	3939	4135	2521	4200	4411	1928	3214	3376
24 / 610	72 / 1829	2234	3724	3913	2528	4213	4423	2694	4490	4714	2068	3446	3619

CLOSED & CLOSED (CC)

OPEN & OPEN (OO)

D	W	CLOSED & CLOSED (CC)			OPEN & OPEN (OO)		
		Journal Laminate	Flintwood	Veneer	Journal Laminate	Flintwood	Veneer
20 / 508	32 / 813	1601	2670	2805	1411	2349	2467
20 / 508	48 / 1219	1796	2993	3144	1571	2619	2750
20 / 508	60 / 1524	2134	3558	3736	1701	2836	2979
20 / 508	72 / 1829	2285	3807	3999	1833	3053	3206
24 / 610	32 / 813	1663	2775	2913	1478	2463	2584
24 / 610	48 / 1219	1864	3105	3263	1646	2743	2880
24 / 610	60 / 1524	2205	3678	3862	1779	2966	3116
24 / 610	72 / 1829	2362	3936	4133	1916	3192	3354

To determine overall price, add Top Finish price and Case Finish price together.

Only a selection of Storage configurations are shown. For a complete list of pricing, refer to the Specification Software.

Pricing is continued on the following page.

C J F C

Two Storage, Finished Top, 2 High
(Continued)

DIMENSIONS
INCHES / MM

PRICING

DIMENSIONS		CASE FINISH (Continued)											
INCHES / MM		STANDARD, ELECTRICAL ACCESS BACK (A)											
		LEFT & RIGHT STORAGE											
		BOX/BOX/FILE & OPEN (BO)			BOX/BOX/FILE & CLOSED (BC)			FILE/FILE & OPEN (FO)			FILE/FILE & CLOSED (FC)		
D	W	Journal Laminate	Flintwood	Veneer	Journal Laminate	Flintwood	Veneer	Journal Laminate	Flintwood	Veneer	Journal Laminate	Flintwood	Veneer
20 / 508	32 / 813	1772	2955	3102	1920	3199	3359	1702	2837	2980	1849	3082	3236
20 / 508	48 / 1219	2014	3356	3526	2184	3637	3822	1946	3245	3407	2115	3526	3703
20 / 508	60 / 1524	2198	3663	3850	2478	4128	4335	2125	3540	3715	2401	4003	4204
20 / 508	72 / 1829	2413	4018	4219	2703	4507	4734	2306	3844	4037	2600	4331	4550
24 / 610	32 / 813	1835	3058	3210	1982	3304	3471	1764	2942	3089	1913	3187	3347
24 / 610	48 / 1219	2082	3471	3645	2250	3751	3939	2014	3356	3526	2184	3637	3822
24 / 610	60 / 1524	2271	3784	3976	2550	4248	4464	2196	3660	3844	2475	4123	4330
24 / 610	72 / 1829	2489	4147	4356	2781	4637	4865	2381	3972	4171	2676	4460	4683
		CLOSED & OPEN (CO)			CLOSED & CLOSED (CC)			OPEN & OPEN (OO)					
D	W	Journal Laminate	Flintwood	Veneer	Journal Laminate	Flintwood	Veneer	Journal Laminate	Flintwood	Veneer			
20 / 508	32 / 813	1469	2449	2571	1616	2692	2827	1424	2375	2494			
20 / 508	48 / 1219	1701	2835	2978	1869	3116	3271	1651	2752	2892			
20 / 508	60 / 1524	1966	3278	3443	2246	3741	3929	1821	3037	3188			
20 / 508	72 / 1829	2140	3566	3744	2433	4055	4258	1992	3321	3486			
24 / 610	32 / 813	1531	2551	2678	1677	2797	2936	1492	2487	2612			
24 / 610	48 / 1219	1768	2949	3096	1937	3229	3390	1725	2876	3021			
24 / 610	60 / 1524	2039	3399	3572	2318	3862	4057	1899	3168	3326			
24 / 610	72 / 1829	2217	3693	3881	2509	4182	4392	2074	3457	3631			

To determine overall price, add Top Finish price and Case Finish price together.

Only a selection of Storage configurations are shown. For a complete list of pricing, refer to the Specification Software.

If Grommet is specified, add 30

If Scallop is specified, add 57

If Module Black is specified, add 208

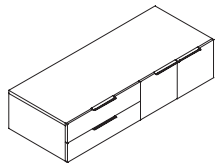
If Module White is specified, add 290

If Notch is specified, add 13

If Lock is specified, add 71 for each lock

C J F X

Two Storage, Integral Top, 1 High



WHAT'S INCLUDED

1 cabinet with back (as specified), credenza top (as specified), credenza base (if specified), hinged door(s) (if specified), box/box or file (if specified), pulls (as specified), scallop or module (if specified), lock and keys (if specified). Wall Mount back style (if specified), wall cleat and hardware is included.

NOTES

Top is included.

Base is included.

32" and 48" widths have single door, all doors have a left handle and right swing orientation.

60" and 72" widths have double doors.

Wall Mount back style is only available for 20" depth.

Electrical access back will only be applicable for Open and Closed storage options.

Electrical is specified over the Left or Right Storage option, and are located at the center of the storage option specified.

For Wood Grain Directions, see the *Application Guide* section.

PRODUCT OPTIONS

Base & Back Style	Left Storage	Right Storage	Depth	Width
S Standard (Levelers), Unfinished Back	B Box/Box	B Box/Box	20, 24	32, 48, 60, 72
F Standard (Levelers), Finished Back	F File	F File		
A Standard (Levelers), Electrical Access Back	C Closed	C Closed		
W Elevated, Wall Mount	O Open	O Open		
M Elevated, Wall Mount Electrical Access Back				
U Elevated by Base, Unfinished Back				
B Elevated by Base, Finished Back				
E Elevated by Base, Electrical Access Back				

SAMPLE ORDER CODE

CJFX U	B	F	20	48
---------------	----------	----------	-----------	-----------

PRODUCT OPTIONS (CONTINUED)

Case Finish	Electrical	Base Finish (only for Base & Back Style U, B, E)	Pull Style	Pull & Grommet Finish	Lock Option
Flintwood	N None	7 Platinum	R Rectangular	7 Platinum	N No Lock
Veneer	G Left Grommet	V Very White	J Journal	V Very White	K Key Alike
Journal Laminate	I Right Grommet	E Ebony		E Ebony	R Random
	J Left Scallop	X Anthracite		X Anthracite	
	L Right Scallop				
	O Left Module White				
	P Left Module Black				
	S Right Module White				
	T Right Module Black				
	V Right Notch				
	W Left Notch				

SAMPLE ORDER CODE (CONTINUED)

FX	N	L	J	V	K
-----------	----------	----------	----------	----------	----------

See Pricing on the following page.

C J F X

Two Storage, Integral Top, 1 High
(Continued)

DIMENSIONS
INCHES / MM

PRICING

DIMENSIONS		CASE FINISH											
INCHES / MM		STANDARD, UNFINISHED BACK (S)											
		LEFT & RIGHT STORAGE											
		BOX/BOX & OPEN (BO)			BOX/BOX & CLOSED (BC)			BOX/BOX & FILE (BF)			BOX/BOX & BOX/BOX (BB)		
D	W	Journal Laminate	Flintwood	Veneer	Journal Laminate	Flintwood	Veneer	Journal Laminate	Flintwood	Veneer	Journal Laminate	Flintwood	Veneer
20 / 508	32 / 813	1442	2404	2523	1576	2627	2758	1656	2760	2899	1781	2968	3116
20 / 508	48 / 1219	1574	2625	2756	1720	2868	3010	1805	3006	3158	1931	3217	3380
20 / 508	60 / 1524	1676	2794	2935	1928	3214	3378	1919	3198	3357	2045	3409	3580
20 / 508	72 / 1829	1785	2974	3123	2045	3409	3577	2045	3409	3577	2172	3620	3802
24 / 610	32 / 813	1486	2478	2602	1619	2699	2835	1699	2834	2975	1825	3042	3193
24 / 610	48 / 1219	1618	2698	2834	1764	2939	3088	1847	3080	3234	1975	3291	3454
24 / 610	60 / 1524	1720	2869	3011	1974	3290	3453	1963	3270	3435	2089	3482	3656
24 / 610	72 / 1829	1828	3046	3199	2089	3481	3655	2089	3481	3655	2217	3692	3879
		FILE & OPEN (FO)			FILE & CLOSED (FC)			FILE & FILE (FF)			CLOSED & OPEN (CO)		
D	W	Journal Laminate	Flintwood	Veneer	Journal Laminate	Flintwood	Veneer	Journal Laminate	Flintwood	Veneer	Journal Laminate	Flintwood	Veneer
20 / 508	32 / 813	1317	2196	2305	1452	2420	2540	1531	2552	2680	1238	2064	2166
20 / 508	48 / 1219	1449	2416	2538	1593	2656	2790	1676	2796	2936	1364	2275	2390
20 / 508	60 / 1524	1550	2582	2714	1801	3003	3153	1791	2985	3134	1560	2601	2729
20 / 508	72 / 1829	1656	2760	2899	1919	3197	3356	1919	3197	3356	1656	2760	2899
24 / 610	32 / 813	1361	2269	2381	1494	2492	2617	1574	2625	2756	1282	2134	2242
24 / 610	48 / 1219	1492	2487	2612	1638	2729	2868	1720	2869	3013	1409	2347	2465
24 / 610	60 / 1524	1593	2656	2790	1846	3076	3232	1835	3059	3211	1604	2673	2808
24 / 610	72 / 1829	1701	2835	2978	1963	3270	3434	1963	3270	3434	1701	2835	2978
		CLOSED & CLOSED (CC)			OPEN & OPEN (OO)								
D	W	Journal Laminate	Flintwood	Veneer	Journal Laminate	Flintwood	Veneer						
20 / 508	32 / 813	1371	2285	2399	1218	2033	2133						
20 / 508	48 / 1219	1510	2516	2642	1347	2247	2362						
20 / 508	60 / 1524	1813	3022	3174	1444	2407	2528						
20 / 508	72 / 1829	1919	3197	3356	1543	2572	2699						
24 / 610	32 / 813	1414	2358	2478	1268	2114	2219						
24 / 610	48 / 1219	1553	2589	2719	1397	2329	2445						
24 / 610	60 / 1524	1856	3094	3249	1493	2491	2613						
24 / 610	72 / 1829	1962	3269	3432	1592	2653	2785						

Only a selection of Storage configurations are shown. For a complete list of pricing, refer to the Specification Software.

Pricing is continued on the following page.

C J F X

Two Storage, Integral Top, 1 High
(Continued)

DIMENSIONS
INCHES / MM

PRICING

		CASE FINISH (Continued)											
		STANDARD, FINISHED BACK (F)											
		LEFT & RIGHT STORAGE											
		BOX/BOX & OPEN (BO)			BOX/BOX & CLOSED (BC)			BOX/BOX & FILE (BF)			BOX/BOX & BOX/BOX (BB)		
D	W	Journal Laminate	Flintwood	Veneer	Journal Laminate	Flintwood	Veneer	Journal Laminate	Flintwood	Veneer	Journal Laminate	Flintwood	Veneer
20 / 508	32 / 813	1463	2437	2560	1597	2661	2794	1676	2794	2935	1801	3003	3153
20 / 508	48 / 1219	1596	2660	2794	1742	2902	3047	1825	3042	3193	1951	3251	3415
20 / 508	60 / 1524	1697	2828	2971	1951	3251	3413	1938	3233	3395	2067	3445	3618
20 / 508	72 / 1829	1805	3008	3159	2067	3443	3616	2067	3443	3617	2192	3655	3838
24 / 610	32 / 813	1508	2513	2638	1640	2734	2873	1720	2869	3011	1846	3075	3229
24 / 610	48 / 1219	1639	2732	2870	1785	2974	3124	1868	3115	3270	1995	3326	3492
24 / 610	60 / 1524	1742	2902	3050	1994	3325	3492	1984	3305	3472	2111	3517	3693
24 / 610	72 / 1829	1849	3082	3236	2110	3515	3691	2110	3515	3691	2239	3729	3915
		FILE & OPEN (FO)			FILE & CLOSED (FC)			FILE & FILE (FF)			CLOSED & OPEN (CO)		
D	W	Journal Laminate	Flintwood	Veneer	Journal Laminate	Flintwood	Veneer	Journal Laminate	Flintwood	Veneer	Journal Laminate	Flintwood	Veneer
20 / 508	32 / 813	1337	2230	2343	1472	2453	2575	1551	2588	2718	1260	2097	2202
20 / 508	48 / 1219	1470	2450	2572	1614	2691	2826	1698	2832	2973	1385	2310	2426
20 / 508	60 / 1524	1571	2618	2748	1821	3038	3192	1813	3021	3171	1581	2634	2768
20 / 508	72 / 1829	1676	2796	2936	1938	3232	3393	1938	3232	3393	1676	2796	2936
24 / 610	32 / 813	1383	2304	2420	1516	2526	2655	1596	2660	2794	1303	2170	2279
24 / 610	48 / 1219	1514	2523	2649	1659	2764	2902	1743	2905	3051	1430	2381	2502
24 / 610	60 / 1524	1614	2691	2826	1866	3111	3267	1856	3094	3248	1625	2707	2845
24 / 610	72 / 1829	1720	2869	3013	1984	3305	3471	1984	3305	3471	1720	2869	3013
		CLOSED & CLOSED (CC)			OPEN & OPEN (OO)								
D	W	Journal Laminate	Flintwood	Veneer	Journal Laminate	Flintwood	Veneer						
20 / 508	32 / 813	1392	2320	2437	1241	2071	2174						
20 / 508	48 / 1219	1531	2551	2678	1371	2285	2399						
20 / 508	60 / 1524	1834	3057	3210	1469	2449	2571						
20 / 508	72 / 1829	1938	3232	3393	1566	2609	2741						
24 / 610	32 / 813	1435	2393	2514	1292	2153	2260						
24 / 610	48 / 1219	1574	2625	2756	1420	2366	2484						
24 / 610	60 / 1524	1877	3130	3287	1516	2526	2655						
24 / 610	72 / 1829	1984	3305	3471	1614	2691	2826						

Only a selection of Storage configurations are shown. For a complete list of pricing, refer to the Specification Software.

Pricing is continued on the following page.

C J F X

Two Storage, Integral Top, 1 High
(Continued)

DIMENSIONS
INCHES / MM

PRICING

CASE FINISH (Continued)

STANDARD, ELECTRICAL ACCESS BACK (A)

LEFT & RIGHT STORAGE

D	W	BOX/BOX & OPEN (BO)			BOX/BOX & CLOSED (BC)			FILE & OPEN (FO)			FILE & CLOSED (FC)		
		Journal Laminate	Flintwood	Veneer	Journal Laminate	Flintwood	Veneer	Journal Laminate	Flintwood	Veneer	Journal Laminate	Flintwood	Veneer
20 / 508	32 / 813	1492	2486	2610	1625	2707	2845	1366	2277	2393	1500	2501	2627
20 / 508	48 / 1219	1685	2808	2950	1832	3051	3204	1559	2598	2728	1705	2840	2982
20 / 508	60 / 1524	1833	3053	3206	2085	3474	3649	1706	2843	2985	1959	3263	3425
20 / 508	72 / 1829	1985	3307	3473	2246	3741	3929	1858	3096	3251	2117	3530	3707
24 / 610	32 / 813	1536	2557	2687	1669	2782	2922	1411	2350	2468	1544	2574	2703
24 / 610	48 / 1219	1730	2881	3028	1875	3124	3279	1603	2671	2806	1747	2913	3059
24 / 610	60 / 1524	1876	3127	3285	2129	3547	3725	1747	2913	3060	2001	3335	3503
24 / 610	72 / 1829	2028	3381	3553	2289	3813	4005	1901	3169	3327	2162	3603	3783

CLOSED & OPEN (CO) CLOSED & CLOSED (CC) OPEN & OPEN (OO)

D	W	CLOSED & OPEN (CO)			CLOSED & CLOSED (CC)			OPEN & OPEN (OO)		
		Journal Laminate	Flintwood	Veneer	Journal Laminate	Flintwood	Veneer	Journal Laminate	Flintwood	Veneer
20 / 508	32 / 813	1286	2144	2252	1421	2368	2486	1274	2124	2230
20 / 508	48 / 1219	1474	2457	2581	1619	2699	2835	1470	2450	2572
20 / 508	60 / 1524	1716	2859	3003	1967	3279	3445	1463	2437	2560
20 / 508	72 / 1829	1856	3094	3249	2117	3530	3707	1596	2660	2794
24 / 610	32 / 813	1332	2218	2329	1464	2442	2566	1196	1994	2096
24 / 610	48 / 1219	1518	2531	2659	1663	2775	2913	1373	2290	2405
24 / 610	60 / 1524	1760	2932	3080	2013	3354	3522	1508	2513	2638
24 / 610	72 / 1829	1901	3169	3327	2162	3603	3783	1640	2734	2871

ELEVATED, WALL MOUNT (W)

LEFT & RIGHT STORAGE

D	W	CLOSED & OPEN (CO)			CLOSED & CLOSED (CC)			OPEN & OPEN (OO)		
		Journal Laminate	Flintwood	Veneer	Journal Laminate	Flintwood	Veneer	Journal Laminate	Flintwood	Veneer
20 / 508	32 / 813	1306	2175	2285	1440	2398	2520	1293	2156	2264
20 / 508	48 / 1219	1409	2347	2464	1553	2589	2719	1395	2328	2445
20 / 508	60 / 1524	1586	2641	2775	1837	3061	3214	1472	2453	2575
20 / 508	72 / 1829	1662	2771	2910	1922	3205	3364	1547	2580	2711

ELEVATED, WALL MOUNT, ELECTRICAL ACCESS BACK (M)

LEFT & RIGHT STORAGE

D	W	CLOSED & OPEN (CO)			CLOSED & CLOSED (CC)			OPEN & OPEN (OO)		
		Journal Laminate	Flintwood	Veneer	Journal Laminate	Flintwood	Veneer	Journal Laminate	Flintwood	Veneer
20 / 508	32 / 813	1326	2211	2320	1460	2433	2553	1317	2194	2305
20 / 508	48 / 1219	1532	2553	2683	1677	2797	2936	1534	2555	2685
20 / 508	60 / 1524	1788	2979	3129	2039	3399	3572	1696	2827	2970
20 / 508	72 / 1829	1943	3238	3401	2203	3675	3858	1859	3098	3254

Only a selection of Storage configurations are shown. For a complete list of pricing, refer to the Specification Software.

Pricing is continued on the following page.

C J F X

Two Storage, Integral Top, 1 High
(Continued)

DIMENSIONS
INCHES / MM

PRICING

CASE FINISH (Continued)

ELEVATED BY BASE, UNFINISHED BACK (U)

LEFT & RIGHT STORAGE

	BOX/BOX & OPEN (BO)			BOX/BOX & CLOSED (BC)			BOX/BOX & FILE (BF)			BOX/BOX & BOX/BOX (BB)		
	Journal Laminate	Flintwood	Veneer	Journal Laminate	Flintwood	Veneer	Journal Laminate	Flintwood	Veneer	Journal Laminate	Flintwood	Veneer
20 / 508 32 / 813	1540	2568	2697	1673	2790	2928	1755	2924	3071	1878	3131	3290
20 / 508 48 / 1219	1680	2798	2937	1821	3038	3192	1908	3180	3337	2036	3390	3560
20 / 508 60 / 1524	1785	2975	3124	2039	3398	3566	2027	3380	3547	2155	3591	3771
20 / 508 72 / 1829	1901	3170	3329	2162	3604	3784	2162	3604	3784	2290	3818	4008
24 / 610 32 / 813	1587	2644	2778	1720	2869	3011	1800	3001	3152	1926	3210	3371
24 / 610 48 / 1219	1725	2876	3022	1871	3118	3275	1955	3258	3422	2080	3468	3642
24 / 610 60 / 1524	1834	3054	3207	2085	3475	3649	2074	3457	3631	2201	3668	3854
24 / 610 72 / 1829	1949	3248	3410	2211	3683	3866	2211	3683	3866	2337	3893	4090

FILE & OPEN (FO)

FILE & CLOSED (FC)

FILE & FILE (FF)

CLOSED & OPEN (CO)

	FILE & OPEN (FO)			FILE & CLOSED (FC)			FILE & FILE (FF)			CLOSED & OPEN (CO)		
	Journal Laminate	Flintwood	Veneer	Journal Laminate	Flintwood	Veneer	Journal Laminate	Flintwood	Veneer	Journal Laminate	Flintwood	Veneer
20 / 508 32 / 813	1414	2358	2478	1549	2581	2712	1630	2716	2851	1335	2225	2337
20 / 508 48 / 1219	1551	2588	2718	1697	2828	2971	1781	2970	3118	1469	2449	2571
20 / 508 60 / 1524	1659	2764	2902	1909	3183	3345	1899	3168	3326	1669	2782	2922
20 / 508 72 / 1829	1775	2957	3104	2036	3391	3562	2036	3391	3562	1775	2957	3104
24 / 610 32 / 813	1463	2437	2559	1596	2660	2794	1676	2794	2934	1383	2304	2420
24 / 610 48 / 1219	1600	2667	2800	1745	2907	3053	1829	3047	3200	1515	2525	2654
24 / 610 60 / 1524	1706	2843	2985	1959	3263	3427	1948	3246	3409	1717	2861	3003
24 / 610 72 / 1829	1820	3035	3188	2082	3471	3645	2083	3472	3646	1820	3035	3188

CLOSED & CLOSED (CC)

OPEN & OPEN (OO)

	CLOSED & CLOSED (CC)			OPEN & OPEN (OO)		
	Journal Laminate	Flintwood	Veneer	Journal Laminate	Flintwood	Veneer
20 / 508 32 / 813	1469	2449	2572	1327	2213	2325
20 / 508 48 / 1219	1612	2689	2825	1463	2437	2560
20 / 508 60 / 1524	1922	3204	3364	1566	2609	2741
20 / 508 72 / 1829	2036	3391	3562	1672	2786	2927
24 / 610 32 / 813	1516	2526	2655	1380	2299	2416
24 / 610 48 / 1219	1660	2768	2906	1514	2523	2652
24 / 610 60 / 1524	1967	3280	3446	1618	2697	2832
24 / 610 72 / 1829	2082	3471	3645	1725	2874	3019

Only a selection of Storage configurations are shown. For a complete list of pricing, refer to the Specification Software.

Pricing is continued on the following page.

C J F X

Two Storage, Integral Top, 1 High
(Continued)

DIMENSIONS
INCHES / MM

PRICING

CASE FINISH (Continued)

ELEVATED BY BASE, FINISHED BACK (B)

LEFT & RIGHT STORAGE

		BOX/BOX & OPEN (BO)			BOX/BOX & CLOSED (BC)			BOX/BOX & FILE (BF)			BOX/BOX & BOX/BOX (BB)		
D	W	Journal Laminate	Flintwood	Veneer	Journal Laminate	Flintwood	Veneer	Journal Laminate	Flintwood	Veneer	Journal Laminate	Flintwood	Veneer
20 / 508	32 / 813	1561	2602	2732	1695	2825	2966	1775	2958	3106	1899	3164	3325
20 / 508	48 / 1219	1699	2833	2974	1846	3075	3229	1928	3214	3376	2053	3424	3597
20 / 508	60 / 1524	1806	3010	3161	2060	3432	3604	2049	3414	3586	2175	3626	3807
20 / 508	72 / 1829	1922	3205	3364	2184	3637	3822	2184	3639	3822	2311	3852	4044
24 / 610	32 / 813	1609	2680	2815	1742	2902	3050	1821	3037	3188	1946	3245	3408
24 / 610	48 / 1219	1746	2910	3057	1892	3152	3309	1977	3294	3457	2101	3503	3680
24 / 610	60 / 1524	1854	3089	3245	2104	3509	3685	2096	3492	3666	2223	3706	3889
24 / 610	72 / 1829	1971	3283	3448	2230	3715	3906	2230	3715	3906	2358	3930	4127

FILE & OPEN (FO) FILE & CLOSED (FC) FILE & FILE (FF) CLOSED & OPEN (CO)

		FILE & OPEN (FO)			FILE & CLOSED (FC)			FILE & FILE (FF)			CLOSED & OPEN (CO)		
D	W	Journal Laminate	Flintwood	Veneer	Journal Laminate	Flintwood	Veneer	Journal Laminate	Flintwood	Veneer	Journal Laminate	Flintwood	Veneer
20 / 508	32 / 813	1436	2394	2515	1569	2617	2748	1650	2750	2887	1356	2260	2373
20 / 508	48 / 1219	1573	2624	2755	1718	2865	3008	1801	3003	3155	1489	2482	2605
20 / 508	60 / 1524	1680	2798	2939	1933	3220	3383	1921	3203	3361	1689	2816	2958
20 / 508	72 / 1829	1796	2993	3144	2054	3427	3599	2054	3427	3599	1796	2993	3144
24 / 610	32 / 813	1482	2471	2596	1617	2696	2830	1696	2827	2971	1404	2339	2456
24 / 610	48 / 1219	1619	2699	2835	1766	2943	3090	1849	3082	3236	1537	2560	2690
24 / 610	60 / 1524	1726	2877	3023	1979	3298	3464	1967	3279	3445	1738	2895	3042
24 / 610	72 / 1829	1842	3071	3226	2103	3506	3682	2103	3506	3682	1842	3071	3226

CLOSED & CLOSED (CC) OPEN & OPEN (OO)

		CLOSED & CLOSED (CC)			OPEN & OPEN (OO)		
D	W	Journal Laminate	Flintwood	Veneer	Journal Laminate	Flintwood	Veneer
20 / 508	32 / 813	1489	2482	2608	1351	2250	2365
20 / 508	48 / 1219	1636	2724	2861	1485	2477	2601
20 / 508	60 / 1524	1943	3238	3401	1588	2647	2781
20 / 508	72 / 1829	2054	3427	3599	1696	2826	2968
24 / 610	32 / 813	1538	2564	2691	1402	2337	2455
24 / 610	48 / 1219	1682	2803	2943	1538	2565	2692
24 / 610	60 / 1524	1991	3316	3483	1640	2734	2873
24 / 610	72 / 1829	2103	3506	3682	1747	2913	3059

Only a selection of Storage configurations are shown. For a complete list of pricing, refer to the Specification Software.

Pricing is continued on the following page.

C J F X

Two Storage, Integral Top, 1 High
(Continued)

DIMENSIONS
INCHES / MM

PRICING

		CASE FINISH (Continued)											
		ELEVATED BY BASE, ELECTRICAL ACCESS BACK (E)											
		LEFT & RIGHT STORAGE											
		BOX/BOX & OPEN (BO)			BOX/BOX & CLOSED (BC)			FILE & OPEN (FO)			FILE & CLOSED (FC)		
D	W	Journal Laminate	Flintwood	Veneer	Journal Laminate	Flintwood	Veneer	Journal Laminate	Flintwood	Veneer	Journal Laminate	Flintwood	Veneer
20 / 508	32 / 813	1589	2648	2782	1724	2873	3016	1464	2442	2566	1598	2665	2798
20 / 508	48 / 1219	1789	2981	3131	1935	3224	3385	1662	2772	2910	1808	3013	3163
20 / 508	60 / 1524	1942	3235	3398	2192	3655	3838	1814	3023	3176	2067	3443	3617
20 / 508	72 / 1829	2101	3503	3680	2363	3938	4134	1975	3292	3456	2234	3725	3913
24 / 610	32 / 813	1637	2727	2865	1771	2951	3098	1513	2521	2647	1646	2743	2880
24 / 610	48 / 1219	1836	3060	3212	1980	3300	3467	1711	2849	2993	1854	3090	3247
24 / 610	60 / 1524	1989	3314	3479	2242	3735	3921	1861	3101	3256	2114	3524	3700
24 / 610	72 / 1829	2151	3583	3762	2408	4016	4217	2021	3367	3537	2282	3804	3995
		CLOSED & OPEN (CO)			CLOSED & CLOSED (CC)			OPEN & OPEN (OO)					
D	W	Journal Laminate	Flintwood	Veneer	Journal Laminate	Flintwood	Veneer	Journal Laminate	Flintwood	Veneer			
20 / 508	32 / 813	1385	2307	2424	1518	2531	2659	1383	2304	2420			
20 / 508	48 / 1219	1580	2631	2764	1724	2873	3017	1583	2640	2774			
20 / 508	60 / 1524	1825	3042	3193	2075	3461	3634	1738	2895	3042			
20 / 508	72 / 1829	1975	3291	3454	2234	3725	3913	1893	3156	3315			
24 / 610	32 / 813	1431	2387	2506	1566	2609	2741	1434	2391	2509			
24 / 610	48 / 1219	1625	2709	2847	1771	2951	3098	1637	2727	2865			
24 / 610	60 / 1524	1872	3120	3276	2125	3540	3715	1789	2982	3132			
24 / 610	72 / 1829	2021	3367	3537	2282	3804	3995	1946	3245	3407			

Only a selection of Storage configurations are shown. For a complete list of pricing, refer to the Specification Software.

If Grommet is specified, add 30

If Scallop is specified, add 57

If Module Black is specified, add 208

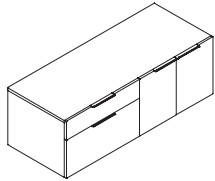
If Module White is specified, add 290

If Notch is specified, add 13

If Lock is specified, add 71 for each lock

CJFY

Two Storage, Integral Top, 1.5 High



WHAT'S INCLUDED

1 cabinet with back (as specified), credenza top (as specified), credenza base (if specified), hinged door(s) (if specified), box/file (if specified), pulls (as specified), scallop or module (if specified), lock and keys (if specified). Wall Mount back style (if specified), wall clear and hardware is included.

NOTES

Top is included.

Base is included.

Open and closed storage options have 1 height-adjustable shelf.

32" and 48" widths have single door, all doors have a left handle and right swing orientation.

60" and 72" widths have double doors.

Wall Mount back style is only available for 20" depth.

Electrical access back will only be applicable for Open and Closed storage options.

Electrical is specified over the Left or Right Storage option, and are located at the center of the storage option specified.

For Wood Grain Directions, see the *Application Guide* section.

PRODUCT OPTIONS

Base & Back Style	Left Storage	Right Storage	Depth	Width
S Standard (Levelers), Unfinished Back	B Box/File	B Box/File	20, 24	32, 48, 60, 72
F Standard (Levelers), Finished Back	C Closed	C Closed		
A Standard (Levelers), Electrical Access Back	O Open	O Open		
W Elevated, Wall Mount				
M Elevated, Wall Mount Electrical Access Back				
U Elevated by Base, Unfinished Back				
B Elevated by Base, Finished Back				
E Elevated by Base, Electrical Access Back				

SAMPLE ORDER CODE

CJFY U	B	C	20	48
---------------	----------	----------	-----------	-----------

PRODUCT OPTIONS (CONTINUED)

Case Finish	Electrical	Base Finish (only for Base & Back Style U, B, E)	Pull Style	Pull & Grommet Finish	Lock Option
Flintwood	N None	7 Platinum	R Rectangular	7 Platinum	N No Lock
Veneer	G Left Grommet	V Very White	J Journal	V Very White	K Key Alike
Journal Laminate	I Right Grommet	E Ebony		E Ebony	R Random
	J Left Scallop	X Anthracite		X Anthracite	
	L Right Scallop				
	O Left Module White				
	P Left Module Black				
	S Right Module White				
	T Right Module Black				
	V Right Notch				
	W Left Notch				

SAMPLE ORDER CODE (CONTINUED)

FX	N	L	J	V	K
-----------	----------	----------	----------	----------	----------

See Pricing on the following page.

C J F Y

Two Storage, Integral Top, 1.5 High
(Continued)

DIMENSIONS
INCHES / MM

PRICING

CASE FINISH
STANDARD, UNFINISHED BACK (S)

LEFT & RIGHT STORAGE

D	W	BOX/FILE & OPEN (BO)			BOX/FILE & CLOSED (BC)			BOX/FILE & BOX/FILE (BB)			CLOSED & OPEN (CO)		
		Journal Laminate	Flintwood	Veneer	Journal Laminate	Flintwood	Veneer	Journal Laminate	Flintwood	Veneer	Journal Laminate	Flintwood	Veneer
20 / 508	32 / 813	1560	2601	2729	1701	2835	2978	1897	3161	3321	1364	2275	2390
20 / 508	48 / 1219	1734	2887	3032	1890	3148	3306	2093	3486	3661	1530	2549	2676
20 / 508	60 / 1524	1865	3109	3265	2130	3553	3731	2246	3741	3929	1750	2920	3065
20 / 508	72 / 1829	2009	3349	3514	2285	3807	3999	2417	4028	4229	1876	3129	3285
24 / 610	32 / 813	1612	2687	2822	1752	2922	3068	1949	3248	3410	1416	2362	2479
24 / 610	48 / 1219	1785	2974	3123	1940	3234	3396	2144	3574	3753	1581	2634	2768
24 / 610	60 / 1524	1917	3195	3356	2184	3637	3821	2298	3828	4018	1805	3006	3158
24 / 610	72 / 1829	2060	3434	3604	2337	3893	4090	2467	4115	4321	1928	3214	3376

CLOSED & CLOSED (CC)

OPEN & OPEN (OO)

D	W	CLOSED & CLOSED (CC)			OPEN & OPEN (OO)		
		Journal Laminate	Flintwood	Veneer	Journal Laminate	Flintwood	Veneer
20 / 508	32 / 813	1505	2508	2633	1371	2285	2399
20 / 508	48 / 1219	1685	2808	2949	1539	2566	2692
20 / 508	60 / 1524	2016	3361	3531	1663	2775	2913
20 / 508	72 / 1829	2154	3589	3769	1791	2986	3135
24 / 610	32 / 813	1558	2596	2726	1430	2380	2501
24 / 610	48 / 1219	1738	2895	3038	1596	2660	2794
24 / 610	60 / 1524	2068	3448	3620	1721	2871	3014
24 / 610	72 / 1829	2204	3676	3859	1849	3082	3236

STANDARD, FINISHED BACK (F)

LEFT & RIGHT STORAGE

D	W	BOX/FILE & OPEN (BO)			BOX/FILE & CLOSED (BC)			BOX/FILE & BOX/FILE (BB)			CLOSED & OPEN (CO)		
		Journal Laminate	Flintwood	Veneer	Journal Laminate	Flintwood	Veneer	Journal Laminate	Flintwood	Veneer	Journal Laminate	Flintwood	Veneer
20 / 508	32 / 813	1588	2645	2778	1727	2880	3026	1923	3206	3366	1392	2319	2436
20 / 508	48 / 1219	1760	2932	3080	1917	3193	3354	2122	3533	3710	1558	2596	2724
20 / 508	60 / 1524	1893	3155	3314	2159	3597	3777	2272	3787	3976	1779	2966	3115
20 / 508	72 / 1829	2036	3391	3562	2313	3855	4046	2445	4072	4277	1904	3174	3332
24 / 610	32 / 813	1639	2732	2870	1779	2966	3116	1977	3294	3457	1443	2405	2525
24 / 610	48 / 1219	1813	3021	3171	1966	3278	3443	2172	3619	3800	1609	2680	2815
24 / 610	60 / 1524	1945	3240	3405	2211	3683	3866	2322	3871	4066	1832	3052	3205
24 / 610	72 / 1829	2087	3478	3653	2364	3939	4139	2495	4159	4366	1955	3258	3423

CLOSED & CLOSED (CC)

OPEN & OPEN (OO)

D	W	CLOSED & CLOSED (CC)			OPEN & OPEN (OO)		
		Journal Laminate	Flintwood	Veneer	Journal Laminate	Flintwood	Veneer
20 / 508	32 / 813	1532	2553	2683	1402	2336	2452
20 / 508	48 / 1219	1713	2854	2999	1568	2613	2746
20 / 508	60 / 1524	2044	3408	3577	1696	2826	2968
20 / 508	72 / 1829	2181	3634	3818	1821	3037	3188
24 / 610	32 / 813	1583	2640	2774	1459	2431	2553
24 / 610	48 / 1219	1764	2939	3088	1626	2711	2847
24 / 610	60 / 1524	2097	3495	3668	1755	2923	3069
24 / 610	72 / 1829	2232	3720	3908	1880	3134	3292

Only a selection of Storage configurations are shown. For a complete list of pricing, refer to the Specification Software.

Pricing is continued on the following page.

CJFY

Two Storage, Integral Top, 1.5 High
(Continued)

DIMENSIONS
INCHES / MM

PRICING

CASE FINISH (Continued)

STANDARD, ELECTRICAL ACCESS BACK (A)

LEFT & RIGHT STORAGE

D	W	BOX/FILE & OPEN (BO)			BOX/FILE & CLOSED (BC)			CLOSED & OPEN (CO)			CLOSED & CLOSED (CC)		
		Journal Laminate	Flintwood	Veneer	Journal Laminate	Flintwood	Veneer	Journal Laminate	Flintwood	Veneer	Journal Laminate	Flintwood	Veneer
20 / 508	32 / 813	1609	2682	2816	1748	2915	3060	1413	2356	2475	1553	2589	2719
20 / 508	48 / 1219	1836	3060	3214	1993	3322	3487	1633	2721	2857	1789	2981	3131
20 / 508	60 / 1524	2010	3350	3516	2275	3792	3981	1895	3159	3320	2161	3602	3782
20 / 508	72 / 1829	2191	3653	3837	2468	4116	4321	2062	3435	3605	2337	3894	4091
24 / 610	32 / 813	1660	2768	2906	1801	3002	3153	1464	2442	2566	1604	2674	2808
24 / 610	48 / 1219	1888	3147	3305	2044	3408	3577	1685	2807	2949	1840	3068	3221
24 / 610	60 / 1524	2062	3435	3606	2327	3879	4070	1948	3246	3409	2213	3686	3871
24 / 610	72 / 1829	2245	3740	3928	2521	4202	4411	2112	3522	3698	2391	3982	4182

OPEN & OPEN (OO)

D	W	Journal Laminate	Flintwood	Veneer
20 / 508	32 / 813	1424	2375	2494
20 / 508	48 / 1219	1655	2756	2895
20 / 508	60 / 1524	1826	3044	3197
20 / 508	72 / 1829	1998	3330	3499
24 / 610	32 / 813	1482	2471	2596
24 / 610	48 / 1219	1713	2854	2997
24 / 610	60 / 1524	1885	3140	3298
24 / 610	72 / 1829	2054	3427	3599

ELEVATED, WALL MOUNT (W)

LEFT & RIGHT STORAGE

D	W	CLOSED & OPEN (CO)			CLOSED & CLOSED (CC)			OPEN & OPEN (OO)		
		Journal Laminate	Flintwood	Veneer	Journal Laminate	Flintwood	Veneer	Journal Laminate	Flintwood	Veneer
20 / 508	32 / 813	1409	2348	2466	1550	2583	2716	1421	2369	2487
20 / 508	48 / 1219	1559	2598	2727	1714	2856	3001	1571	2618	2748
20 / 508	60 / 1524	1768	2946	3094	2035	3387	3559	1684	2805	2945
20 / 508	72 / 1829	1878	3132	3290	2155	3593	3773	1796	2993	3144

ELEVATED, WALL MOUNT, ELECTRICAL ACCESS BACK (M)

LEFT & RIGHT STORAGE

D	W	CLOSED & OPEN (CO)			CLOSED & CLOSED (CC)			OPEN & OPEN (OO)		
		Journal Laminate	Flintwood	Veneer	Journal Laminate	Flintwood	Veneer	Journal Laminate	Flintwood	Veneer
20 / 508	32 / 813	1456	2426	2549	1596	2660	2794	1472	2455	2579
20 / 508	48 / 1219	1696	2826	2968	1850	3087	3240	1725	2874	3019
20 / 508	60 / 1524	1974	3290	3454	2240	3733	3917	1913	3188	3350
20 / 508	72 / 1829	2154	3589	3769	2429	4053	4255	2101	3503	3680

Only a selection of Storage configurations are shown. For a complete list of pricing, refer to the Specification Software.

Pricing is continued on the following page.

C J F Y

Two Storage, Integral Top, 1.5 High
(Continued)

DIMENSIONS
INCHES / MM

PRICING

CASE FINISH (Continued)

ELEVATED BY BASE, UNFINISHED BACK (U)

LEFT & RIGHT STORAGE

D	W	BOX/FILE & OPEN (BO)			BOX/FILE & CLOSED (BC)			BOX/FILE & BOX/FILE (BB)			CLOSED & OPEN (CO)		
		Journal Laminate	Flintwood	Veneer	Journal Laminate	Flintwood	Veneer	Journal Laminate	Flintwood	Veneer	Journal Laminate	Flintwood	Veneer
20 / 508	32 / 813	1656	2760	2899	1797	2995	3146	1993	3322	3487	1460	2433	2555
20 / 508	48 / 1219	1834	3057	3210	1991	3316	3483	2192	3655	3838	1631	2718	2854
20 / 508	60 / 1524	1972	3286	3450	2239	3729	3915	2350	3918	4116	1859	3097	3251
20 / 508	72 / 1829	2123	3537	3714	2399	3999	4200	2531	4218	4431	1992	3320	3485
24 / 610	32 / 813	1711	2851	2994	1850	3087	3240	2046	3413	3584	1514	2524	2653
24 / 610	48 / 1219	1890	3148	3306	2045	3409	3577	2248	3748	3936	1685	2808	2949
24 / 610	60 / 1524	2025	3379	3547	2292	3821	4011	2405	4009	4212	1913	3188	3349
24 / 610	72 / 1829	2176	3630	3811	2455	4091	4295	2584	4308	4526	2045	3410	3583

CLOSED & CLOSED (CC)

OPEN & OPEN (OO)

D	W	CLOSED & CLOSED (CC)			OPEN & OPEN (OO)		
		Journal Laminate	Flintwood	Veneer	Journal Laminate	Flintwood	Veneer
20 / 508	32 / 813	1600	2668	2803	1479	2464	2588
20 / 508	48 / 1219	1786	2978	3126	1651	2752	2892
20 / 508	60 / 1524	2124	3538	3715	1784	2973	3122
20 / 508	72 / 1829	2269	3780	3971	1921	3200	3359
24 / 610	32 / 813	1656	2758	2898	1539	2566	2694
24 / 610	48 / 1219	1840	3068	3222	1713	2854	2999
24 / 610	60 / 1524	2180	3631	3812	1846	3075	3229
24 / 610	72 / 1829	2321	3870	4065	1982	3304	3471

ELEVATED BY BASE, FINISHED BACK (B)

LEFT & RIGHT STORAGE

D	W	BOX/FILE & OPEN (BO)			BOX/FILE & CLOSED (BC)			BOX/FILE & BOX/FILE (BB)			CLOSED & OPEN (CO)		
		Journal Laminate	Flintwood	Veneer	Journal Laminate	Flintwood	Veneer	Journal Laminate	Flintwood	Veneer	Journal Laminate	Flintwood	Veneer
20 / 508	32 / 813	1684	2805	2945	1824	3039	3192	2020	3365	3535	1488	2479	2603
20 / 508	48 / 1219	1862	3102	3257	2016	3361	3531	2220	3703	3887	1659	2764	2902
20 / 508	60 / 1524	1998	3330	3500	2263	3773	3964	2378	3965	4162	1885	3144	3300
20 / 508	72 / 1829	2151	3584	3763	2426	4044	4246	2557	4264	4476	2018	3364	3533
24 / 610	32 / 813	1738	2897	3043	1878	3131	3290	2074	3457	3631	1542	2571	2699
24 / 610	48 / 1219	1917	3193	3354	2072	3453	3626	2276	3793	3982	1713	2854	2999
24 / 610	60 / 1524	2053	3424	3596	2319	3864	4059	2433	4055	4260	1940	3234	3396
24 / 610	72 / 1829	2204	3676	3859	2481	4135	4345	2613	4356	4572	2073	3456	3630

CLOSED & CLOSED (CC)

OPEN & OPEN (OO)

D	W	CLOSED & CLOSED (CC)			OPEN & OPEN (OO)		
		Journal Laminate	Flintwood	Veneer	Journal Laminate	Flintwood	Veneer
20 / 508	32 / 813	1630	2716	2849	1509	2514	2640
20 / 508	48 / 1219	1814	3023	3175	1683	2804	2944
20 / 508	60 / 1524	2152	3586	3764	1814	3024	3177
20 / 508	72 / 1829	2297	3826	4016	1951	3251	3415
24 / 610	32 / 813	1684	2805	2945	1569	2617	2748
24 / 610	48 / 1219	1868	3112	3270	1743	2906	3052
24 / 610	60 / 1524	2204	3676	3859	1875	3126	3283
24 / 610	72 / 1829	2349	3916	4113	2013	3354	3522

Only a selection of Storage configurations are shown. For a complete list of pricing, refer to the Specification Software.

Pricing is continued on the following page.

C J F Y

Two Storage, Integral Top, 1.5 High
(Continued)

DIMENSIONS
INCHES / MM

PRICING

		CASE FINISH (Continued)											
		ELEVATED BY BASE, ELECTRICAL ACCESS BACK (E)											
		LEFT & RIGHT STORAGE											
		BOX/FILE & OPEN (BO)			BOX/FILE & CLOSED (BC)			CLOSED & OPEN (CO)			CLOSED & CLOSED (CC)		
D	W	Journal Laminate	Flintwood	Veneer	Journal Laminate	Flintwood	Veneer	Journal Laminate	Flintwood	Veneer	Journal Laminate	Flintwood	Veneer
20 / 508	32 / 813	1705	2841	2984	1846	3075	3229	1509	2514	2640	1648	2748	2886
20 / 508	48 / 1219	1937	3229	3390	2094	3487	3663	1734	2891	3033	1891	3151	3307
20 / 508	60 / 1524	2116	3528	3705	2379	3968	4169	2001	3336	3504	2269	3779	3968
20 / 508	72 / 1829	2306	3844	4038	2583	4306	4524	2175	3626	3807	2452	4088	4292
24 / 610	32 / 813	1760	2932	3079	1899	3164	3325	1565	2605	2736	1705	2840	2982
24 / 610	48 / 1219	1993	3322	3487	2146	3580	3760	1789	2981	3131	1945	3240	3405
24 / 610	60 / 1524	2170	3618	3800	2437	4061	4264	2057	3428	3601	2321	3870	4065
24 / 610	72 / 1829	2363	3937	4133	2639	4396	4618	2230	3715	3906	2508	4179	4388
		OPEN & OPEN (OO)											
		Journal Laminate	Flintwood	Veneer									
20 / 508	32 / 813	1532	2553	2682									
20 / 508	48 / 1219	1767	2945	3094									
20 / 508	60 / 1524	1946	3241	3407									
20 / 508	72 / 1829	2126	3544	3720									
24 / 610	32 / 813	1593	2655	2787									
24 / 610	48 / 1219	1829	3050	3203									
24 / 610	60 / 1524	2008	3345	3511									
24 / 610	72 / 1829	2189	3648	3829									

Only a selection of Storage configurations are shown. For a complete list of pricing, refer to the Specification Software.

If Grommet is specified, add 30

If Scallop is specified, add 57

If Module Black is specified, add 208

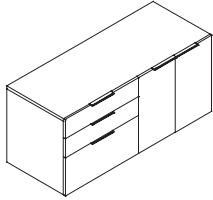
If Module White is specified, add 290

If Notch is specified, add 13

If Lock is specified, add 71 for each lock

CJFZ

Two Storage, Integral Top, 2 High



WHAT'S INCLUDED

1 cabinet with back (as specified), credenza top (as specified), credenza base (if specified), hinged door(s) (if specified), box/box/file or file/file (if specified), pulls (as specified), scallop or module (if specified), lock and keys (if specified).

NOTES

Top is included.

Open and closed storage options have 1 height-adjustable shelf.

32" and 48" widths have single door, all doors have a left handle and right swing orientation.

60" and 72" widths have double doors.

Electrical access back will only be applicable for Open and Closed storage options.

Electrical is specified over the Left or Right Storage option, and are located at the center of the storage option specified.

For Wood Grain Directions, see the *Application Guide* section.

PRODUCT OPTIONS

Base & Back Style	Left Storage	Right Storage	Depth	Width
S Standard (Levelers), Unfinished Back	B Box/Box/File	B Box/Box/File	20, 24	32, 48, 60, 72
F Standard (Levelers), Finished Back	F File/File	F File/File		
A Standard (Levelers), Electrical Access Back	C Closed	C Closed		
	O Open	O Open		

SAMPLE ORDER CODE

CJFZ S	B	C	20	48
---------------	----------	----------	-----------	-----------

PRODUCT OPTIONS (CONTINUED)

Case Finish	Electrical	Pull Style	Pull & Grommet Finish	Lock Option
Flintwood	N None	R Rectangular	7 Platinum	N No Lock
Veneer	G Left Grommet	J Journal	V Very White	K Key Alike
Journal Laminate	I Right Grommet		E Ebony	R Random
	J Left Scallop		X Anthracite	
	L Right Scallop			
	O Left Module White			
	P Left Module Black			
	S Right Module White			
	T Right Module Black			
	V Right Notch			
	W Left Notch			

SAMPLE ORDER CODE (CONTINUED)

FX	N	J	V	K
-----------	----------	----------	----------	----------

See Pricing on the following page.

C J F Z

Two Storage, Integral Top, 2 High
(Continued)

DIMENSIONS
INCHES / MM

PRICING

DIMENSIONS		CASE FINISH											
INCHES / MM		STANDARD, UNFINISHED BACK (S)											
		LEFT & RIGHT STORAGE											
		BOX/BOX/FILE & OPEN (BO)			BOX/BOX/FILE & CLOSED (BC)			BOX/BOX/FILE & FILE/FILE (BF)			BOX/BOX/FILE & BOX/BOX/FILE (BB)		
D	W	Journal Laminate	Flintwood	Veneer	Journal Laminate	Flintwood	Veneer	Journal Laminate	Flintwood	Veneer	Journal Laminate	Flintwood	Veneer
20 / 508	32 / 813	1899	3164	3323	2062	3435	3605	2318	3863	4059	2395	3993	4192
20 / 508	48 / 1219	2098	3499	3674	2285	3807	3999	2553	4258	4471	2630	4384	4601
20 / 508	60 / 1524	2262	3769	3957	2568	4278	4494	2739	4565	4794	2822	4704	4940
20 / 508	72 / 1829	2455	4091	4295	2776	4626	4859	2959	4936	5181	3075	5126	5384
24 / 610	32 / 813	1966	3278	3443	2129	3547	3727	2388	3979	4178	2464	4106	4313
24 / 610	48 / 1219	2173	3623	3802	2361	3934	4128	2629	4382	4601	2705	4508	4735
24 / 610	60 / 1524	2341	3901	4095	2647	4411	4632	2820	4700	4937	2900	4835	5077
24 / 610	72 / 1829	2539	4232	4443	2862	4769	5007	3045	5074	5328	3160	5268	5532
		FILE/FILE & OPEN (FO)			FILE/FILE & CLOSED (FC)			FILE/FILE & FILE/FILE (FF)			CLOSED & OPEN (CO)		
D	W	Journal Laminate	Flintwood	Veneer	Journal Laminate	Flintwood	Veneer	Journal Laminate	Flintwood	Veneer	Journal Laminate	Flintwood	Veneer
20 / 508	32 / 813	1820	3035	3188	1984	3306	3473	2242	3736	3922	1565	2605	2736
20 / 508	48 / 1219	2023	3373	3540	2211	3683	3866	2480	4133	4338	1755	2923	3069
20 / 508	60 / 1524	2180	3631	3813	2484	4142	4349	2658	4430	4650	2008	3345	3511
20 / 508	72 / 1829	2339	3896	4092	2660	4436	4656	2845	4741	4978	2155	3593	3773
24 / 610	32 / 813	1891	3151	3307	2051	3420	3593	2311	3852	4041	1633	2721	2857
24 / 610	48 / 1219	2098	3499	3674	2285	3807	3999	2553	4258	4471	1829	3047	3200
24 / 610	60 / 1524	2257	3764	3952	2566	4273	4489	2736	4561	4791	2086	3477	3651
24 / 610	72 / 1829	2423	4038	4241	2746	4575	4804	2928	4881	5125	2241	3734	3918
		CLOSED & CLOSED (CC)			OPEN & OPEN (OO)								
D	W	Journal Laminate	Flintwood	Veneer	Journal Laminate	Flintwood	Veneer						
20 / 508	32 / 813	1726	2877	3023	1502	2504	2629						
20 / 508	48 / 1219	1938	3233	3395	1680	2798	2939						
20 / 508	60 / 1524	2313	3855	4046	1820	3035	3188						
20 / 508	72 / 1829	2478	4128	4335	1964	3275	3439						
24 / 610	32 / 813	1796	2993	3144	1574	2626	2757						
24 / 610	48 / 1219	2014	3357	3528	1760	2932	3079						
24 / 610	60 / 1524	2392	3986	4185	1907	3178	3337						
24 / 610	72 / 1829	2564	4270	4483	2053	3424	3596						

Only a selection of Storage configurations are shown. For a complete list of pricing, refer to the Specification Software.

Pricing is continued on the following page.

C J F Z

Two Storage, Integral Top, 2 High
(Continued)

DIMENSIONS
INCHES / MM

PRICING

CASE FINISH (Continued)

STANDARD, FINISHED BACK (F)

LEFT & RIGHT STORAGE

D	W	BOX/BOX/FILE & OPEN (BO)			BOX/BOX/FILE & CLOSED (BC)			BOX/BOX/FILE & FILE/FILE (BF)			BOX/BOX/FILE & BOX/BOX/FILE (BB)		
		Journal Laminate	Flintwood	Veneer	Journal Laminate	Flintwood	Veneer	Journal Laminate	Flintwood	Veneer	Journal Laminate	Flintwood	Veneer
20 / 508	32 / 813	1935	3226	3386	2097	3497	3674	2356	3925	4121	2431	4054	4258
20 / 508	48 / 1219	2134	3559	3738	2320	3867	4062	2593	4320	4534	2667	4444	4667
20 / 508	60 / 1524	2298	3829	4022	2603	4338	4558	2776	4626	4859	2859	4765	5003
20 / 508	72 / 1829	2492	4153	4360	2812	4689	4923	2997	4996	5244	3112	5188	5447
24 / 610	32 / 813	2004	3338	3507	2167	3612	3792	2424	4039	4242	2500	4167	4377
24 / 610	48 / 1219	2211	3683	3867	2395	3994	4192	2667	4444	4667	2742	4568	4798
24 / 610	60 / 1524	2377	3964	4160	2683	4472	4697	2856	4762	4998	2937	4895	5143
24 / 610	72 / 1829	2575	4293	4508	2898	4829	5070	3081	5135	5392	3198	5329	5597

FILE/FILE & OPEN (FO)

FILE/FILE & CLOSED (FC)

FILE/FILE & FILE/FILE (FF)

CLOSED & OPEN (CO)

D	W	FILE/FILE & OPEN (FO)			FILE/FILE & CLOSED (FC)			FILE/FILE & FILE/FILE (FF)			CLOSED & OPEN (CO)		
		Journal Laminate	Flintwood	Veneer	Journal Laminate	Flintwood	Veneer	Journal Laminate	Flintwood	Veneer	Journal Laminate	Flintwood	Veneer
20 / 508	32 / 813	1859	3098	3253	2021	3367	3536	2278	3797	3987	1600	2668	2803
20 / 508	48 / 1219	2060	3434	3604	2246	3742	3930	2516	4192	4406	1790	2984	3133
20 / 508	60 / 1524	2216	3691	3879	2521	4202	4413	2694	4490	4714	2043	3407	3575
20 / 508	72 / 1829	2375	3958	4156	2698	4497	4722	2880	4800	5040	2191	3653	3837
24 / 610	32 / 813	1926	3211	3374	2089	3482	3656	2347	3913	4106	1669	2782	2922
24 / 610	48 / 1219	2134	3559	3736	2320	3867	4062	2593	4319	4534	1865	3109	3264
24 / 610	60 / 1524	2297	3826	4016	2601	4335	4553	2774	4621	4853	2123	3536	3713
24 / 610	72 / 1829	2458	4098	4306	2782	4638	4870	2966	4943	5190	2276	3794	3982

CLOSED & CLOSED (CC)

OPEN & OPEN (OO)

D	W	CLOSED & CLOSED (CC)			OPEN & OPEN (OO)		
		Journal Laminate	Flintwood	Veneer	Journal Laminate	Flintwood	Veneer
20 / 508	32 / 813	1763	2937	3087	1718	2865	3008
20 / 508	48 / 1219	1977	3294	3458	1862	3102	3257
20 / 508	60 / 1524	2349	3915	4112	2002	3337	3507
20 / 508	72 / 1829	2514	4189	4398	2145	3576	3756
24 / 610	32 / 813	1832	3052	3206	1799	2999	3148
24 / 610	48 / 1219	2051	3417	3589	1946	3245	3407
24 / 610	60 / 1524	2428	4046	4248	2094	3488	3663
24 / 610	72 / 1829	2600	4331	4548	2242	3736	3922

Only a selection of Storage configurations are shown. For a complete list of pricing, refer to the Specification Software.

Pricing is continued on the following page.

C J F Z

Two Storage, Integral Top, 2 High
(Continued)

DIMENSIONS
INCHES / MM

PRICING

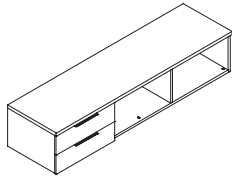
D		W		BOX/BOX/FILE & OPEN (BO)			BOX/BOX/FILE & CLOSED (BC)			FILE/FILE & OPEN (FO)			FILE/FILE & CLOSED (FC)		
				Journal Laminate	Flintwood	Veneer	Journal Laminate	Flintwood	Veneer	Journal Laminate	Flintwood	Veneer	Journal Laminate	Flintwood	Veneer
20 / 508	32 / 813	1951	3251	3413	2112	3522	3698	1873	3123	3278	2037	3393	3562		
20 / 508	48 / 1219	2217	3693	3881	2217	3693	3881	2141	3568	3749	1872	3120	3276		
20 / 508	60 / 1524	2421	4033	4235	2726	4543	4771	2337	3894	4091	2644	4408	4626		
20 / 508	72 / 1829	2655	4423	4646	2978	4964	5210	2539	4232	4442	2861	4768	5007		
24 / 610	32 / 813	2018	3364	3533	2181	3634	3819	1942	3236	3399	2103	3507	3683		
24 / 610	48 / 1219	2291	3819	4010	2291	3819	4010	2217	3693	3881	1946	3245	3408		
24 / 610	60 / 1524	2500	4167	4376	2805	4676	4911	2417	4029	4232	2723	4538	4766		
24 / 610	72 / 1829	2739	4565	4794	3061	5102	5357	2623	4370	4590	2945	4910	5154		
		CLOSED & OPEN (CO)			CLOSED & CLOSED (CC)			OPEN & OPEN (OO)							
		Journal Laminate	Flintwood	Veneer	Journal Laminate	Flintwood	Veneer	Journal Laminate	Flintwood	Veneer					
20 / 508	32 / 813	1617	2694	2828	1779	2964	3112	1559	2597	2726					
20 / 508	48 / 1219	1872	3120	3276	1872	3120	3276	1806	3009	3160					
20 / 508	60 / 1524	2166	3609	3790	2471	4118	4324	1992	3321	3486					
20 / 508	72 / 1829	2356	3925	4121	2677	4464	4685	2176	3630	3811					
24 / 610	32 / 813	1685	2808	2949	1847	3079	3233	1631	2719	2855					
24 / 610	48 / 1219	1946	3245	3408	1946	3245	3408	1887	3145	3300					
24 / 610	60 / 1524	2246	3741	3929	2551	4249	4465	2075	3461	3634					
24 / 610	72 / 1829	2438	4065	4268	2761	4601	4833	2269	3780	3971					

Only a selection of Storage configurations are shown. For a complete list of pricing, refer to the Specification Software.

- If Grommet is specified, add 30
- If Scallop is specified, add 57
- If Module Black is specified, add 208
- If Module White is specified, add 290
- If Notch is specified, add 13
- If Lock is specified, add 71 for each lock

C J G A

Three Storage, Finished Top, 1 High



WHAT'S INCLUDED

1 cabinet with back (as specified), credenza top (as specified), credenza base (if specified), hinged door(s) (if specified), box/box or file (if specified), pulls (as specified), scallop or module (if specified), lock and keys (if specified). Wall Mount back style (if specified), wall cleat and hardware is included.

NOTES

Top is included.

Base is included.

48" and 72" widths have a single instead of a double door. The center storage door will have a left handle and right swing orientation.

90" and 96" widths have double doors.

Wall Mount back style is only available for 20" depth.

Electrical access back will only be applicable for Open and Closed storage options.

Electrical is specified over the Left, Center, or Right Storage option, and are located at the center of the storage option specified.

For Wood Grain Directions, see the *Application Guide* section.

PRODUCT OPTIONS

Base & Back Style	Left Storage	Center Storage	Right Storage	Depth	Width	Top Finish
S Standard (Levelers), Unfinished Back	B Box/Box	B Box/Box	B Box/Box	20, 24	48, 72, 90, 96	Flintwood
F Standard (Levelers), Finished Back	F File	F File	F File			Veneer
A Standard (Levelers), Electrical Access Back	C Closed	C Closed	C Closed			Journal Laminate
W Elevated, Wall Mount	O Open	O Open	O Open			
M Elevated, Wall Mount Electrical Access Back						
U Elevated by Base, Unfinished Back						
B Elevated by Base, Finished Back						
E Elevated by Base, Electrical Access Back						

SAMPLE ORDER CODE

CJGA U	B	F	F	20	48	FX
---------------	----------	----------	----------	-----------	-----------	-----------

PRODUCT OPTIONS (CONTINUED)

Case Finish	Electrical	Base Finish (only for Base & Back Style U, B, E)	Pull Style	Pull & Grommet Finish	Lock Option
Flintwood	N None	7 Platinum	R Rectangular	7 Platinum	N No Lock
Veneer	G Left Grommet	V Very White	J Journal	V Very White	K Key Alike
Journal Laminate	H Center Grommet	E Ebony		E Ebony	R Random
	I Right Grommet	X Anthracite		X Anthracite	
	J Left Scallop				
	K Center Scallop				
	L Right Scallop				
	O Left Module White				
	P Left Module Black				
	Q Center Module White				
	R Center Module Black				
	S Right Module White				
	T Right Module Black				
	U Center Notch				
	V Right Notch				
	W Left Notch				

SAMPLE ORDER CODE (CONTINUED)

FX	N	L	J	V	K
-----------	----------	----------	----------	----------	----------

See Pricing on the following page.

C J G A

Three Storage, Finished Top, 1 High
(Continued)

DIMENSIONS
INCHES / MM

D	W
20 / 508	48 / 1219
20 / 508	72 / 1829
20 / 508	90 / 2286
20 / 508	96 / 2438
24 / 610	48 / 1219
24 / 610	60 / 1524
24 / 610	90 / 2286
24 / 610	96 / 2438

PRICING

TOP FINISH

Journal Laminate	Flintwood	Veneer
299	665	701
391	870	914
472	1050	1102
501	1115	1172
307	684	720
403	890	936
480	1068	1122
512	1137	1194

CASE FINISH

STANDARD, UNFINISHED BACK (\$)

LEFT, RIGHT & CENTER STORAGE

D	W	BOX/BOX & BOX/BOX & OPEN (BBO)			BOX/BOX & BOX/BOX & CLOSED (BBC)			BOX/BOX & BOX/BOX & FILE (BBF)			BOX/BOX & BOX/BOX & BOX/BOX (BBB)		
		Journal Laminate	Flintwood	Veneer	Journal Laminate	Flintwood	Veneer	Journal Laminate	Flintwood	Veneer	Journal Laminate	Flintwood	Veneer
20 / 508	48 / 1219	1725	3195	3355	1835	3399	3567	1899	3518	3695	2002	3710	3894
20 / 508	72 / 1829	1895	3509	3685	2014	3731	3916	2083	3857	4051	2188	4051	4255
20 / 508	90 / 2286	2021	3742	3934	2230	4128	4334	2219	4112	4319	2325	4305	4522
20 / 508	96 / 2438	2069	3831	4026	2279	4221	4434	2275	4212	4423	2379	4408	4626
24 / 610	48 / 1219	1781	3297	3461	1891	3501	3676	1955	3623	3802	2058	3812	4003
24 / 610	72 / 1829	1950	3612	3793	2068	3830	4024	2139	3959	4157	2242	4152	4359
24 / 610	90 / 2286	2075	3847	4038	2285	4232	4443	2275	4212	4423	2379	4408	4626
24 / 610	96 / 2438	2125	3937	4133	2335	4323	4540	2330	4316	4532	2434	4509	4735

BOX/BOX & FILE & OPEN (BFO)

BOX/BOX & FILE & FILE (BFF)

BOX/BOX & CLOSED & OPEN (BCO)

BOX/BOX & CLOSED & CLOSED (BCC)

D	W	BOX/BOX & FILE & OPEN (BFO)			BOX/BOX & FILE & FILE (BFF)			BOX/BOX & CLOSED & OPEN (BCO)			BOX/BOX & CLOSED & CLOSED (BCC)		
		Journal Laminate	Flintwood	Veneer	Journal Laminate	Flintwood	Veneer	Journal Laminate	Flintwood	Veneer	Journal Laminate	Flintwood	Veneer
20 / 508	48 / 1219	1622	3004	3156	1797	3329	3499	1558	2883	3029	1668	3088	3241
20 / 508	72 / 1829	1791	3316	3482	1979	3664	3851	1721	3189	3351	1842	3410	3581
20 / 508	90 / 2286	1917	3551	3731	2115	3917	4116	1926	3566	3748	2133	3951	4148
20 / 508	96 / 2438	1965	3641	3822	2170	4018	4221	1969	3648	3830	2180	4036	4239
24 / 610	48 / 1219	1677	3105	3262	1853	3430	3603	1611	2984	3133	1720	3188	3349
24 / 610	72 / 1829	1846	3417	3590	2036	3767	3957	1777	3292	3456	1895	3511	3686
24 / 610	90 / 2286	1972	3653	3835	2170	4022	4221	1980	3668	3854	2189	4054	4258
24 / 610	96 / 2438	2021	3741	3929	2226	4121	4329	2024	3750	3938	2234	4139	4348

BOX/BOX & CLOSED & FILE (BCF)

BOX/BOX & OPEN & OPEN (BOO)

CLOSED & CLOSED & CLOSED (CCC)

CLOSED & CLOSED & FILE (CCF)

D	W	BOX/BOX & CLOSED & FILE (BCF)			BOX/BOX & OPEN & OPEN (BOO)			CLOSED & CLOSED & CLOSED (CCC)			CLOSED & CLOSED & FILE (CCF)		
		Journal Laminate	Flintwood	Veneer	Journal Laminate	Flintwood	Veneer	Journal Laminate	Flintwood	Veneer	Journal Laminate	Flintwood	Veneer
20 / 508	48 / 1219	1732	3209	3371	1445	2678	2812	1499	2776	2915	1565	2897	3042
20 / 508	72 / 1829	1909	3537	3714	1603	2970	3119	1669	3090	3246	1738	3217	3380
20 / 508	90 / 2286	2124	3935	4131	1719	3183	3342	2038	3773	3964	2028	3758	3945
20 / 508	96 / 2438	2174	4028	4232	1760	3261	3423	2079	3851	4044	2074	3842	4036
24 / 610	48 / 1219	1788	3309	3475	1502	2781	2921	1553	2877	3023	1619	3000	3149
24 / 610	72 / 1829	1965	3641	3822	1659	3072	3226	1724	3192	3352	1793	3321	3487
24 / 610	90 / 2286	2180	4036	4239	1774	3285	3450	2094	3878	4069	2083	3858	4054
24 / 610	96 / 2438	2230	4130	4336	1815	3361	3530	2134	3952	4152	2130	3945	4144

To determine overall price, add Top Finish price and Case Finish price together.

Only a selection of Storage configurations are shown. For a complete list of pricing, refer to the Specification Software.

Pricing is continued on the following page.

C J G A

Three Storage, Finished Top, 1 High
(Continued)

DIMENSIONS
INCHES / MM

PRICING

CASE FINISH (Continued)

STANDARD, UNFINISHED BACK (S) (Continued)

LEFT, RIGHT & CENTER STORAGE (Continued)

		CLOSED & CLOSED & OPEN (CCO)			CLOSED & FILE & FILE (CFF)			CLOSED & FILE & OPEN (CFO)			CLOSED & OPEN & OPEN (COO)		
D	W	Journal Laminate	Flintwood	Veneer	Journal Laminate	Flintwood	Veneer	Journal Laminate	Flintwood	Veneer	Journal Laminate	Flintwood	Veneer
20 / 508	48 / 1219	1390	2572	2700	1631	3019	3170	1455	2692	2827	1278	2368	2489
20 / 508	72 / 1829	1550	2870	3013	1807	3347	3514	1618	2999	3148	1431	2649	2781
20 / 508	90 / 2286	1832	3388	3561	2020	3740	3929	1821	3374	3543	1624	3006	3158
20 / 508	96 / 2438	1869	3463	3635	2071	3834	4028	1865	3454	3627	1660	3074	3228
24 / 610	48 / 1219	1444	2674	2807	1685	3120	3278	1510	2796	2935	1334	2468	2595
24 / 610	72 / 1829	1604	2972	3122	1862	3448	3620	1673	3100	3254	1486	2752	2891
24 / 610	90 / 2286	1887	3492	3666	2075	3844	4036	1876	3475	3651	1677	3106	3264
24 / 610	96 / 2438	1924	3565	3742	2126	3938	4133	1921	3558	3735	1716	3177	3336

		FILE & FILE & FILE (FFF)			FILE & FILE & OPEN (FFO)			FILE & OPEN & OPEN (FOO)			OPEN & OPEN & OPEN (OOO)		
D	W	Journal Laminate	Flintwood	Veneer	Journal Laminate	Flintwood	Veneer	Journal Laminate	Flintwood	Veneer	Journal Laminate	Flintwood	Veneer
23 / 508	48 / 1219	1695	3139	3297	1520	2815	2957	1344	2491	2615	1250	2315	2431
20 / 508	72 / 1829	1876	3474	3646	1688	3126	3282	1500	2777	2916	1404	2598	2728
20 / 508	90 / 2286	2011	3724	3912	1813	3357	3526	1614	2988	3139	1514	2804	2944
20 / 508	96 / 2438	2067	3827	4016	1862	3446	3619	1656	3065	3220	1551	2873	3016
24 / 610	48 / 1219	1749	3241	3405	1574	2916	3062	1398	2593	2721	1308	2423	2545
24 / 610	72 / 1829	1931	3575	3754	1743	3227	3388	1554	2878	3024	1462	2706	2843
24 / 610	90 / 2286	2067	3827	4017	1868	3458	3632	1669	3093	3247	1572	2913	3060
24 / 610	96 / 2438	2123	3929	4126	1916	3547	3727	1712	3169	3328	1610	2981	3131

STANDARD, FINISHED BACK (F)

LEFT, RIGHT & CENTER STORAGE

		BOX/BOX & BOX/BOX & OPEN (BBO)			BOX/BOX & BOX/BOX & CLOSED (BBC)			BOX/BOX & BOX/BOX & FILE (BBF)			BOX/BOX & BOX/BOX & BOX/BOX (BBB)		
D	W	Journal Laminate	Flintwood	Veneer	Journal Laminate	Flintwood	Veneer	Journal Laminate	Flintwood	Veneer	Journal Laminate	Flintwood	Veneer
20 / 508	48 / 1219	1743	3227	3387	1853	3430	3603	1919	3553	3731	2020	3740	3929
20 / 508	72 / 1829	1913	3541	3719	2030	3762	3951	2100	3888	4084	2203	4083	4287
20 / 508	90 / 2286	2039	3775	3966	2247	4160	4367	2239	4144	4351	2343	4336	4556
20 / 508	96 / 2438	2087	3864	4059	2298	4255	4468	2291	4243	4459	2397	4439	4660
24 / 610	48 / 1219	1797	3328	3497	1907	3532	3709	1974	3654	3835	2074	3842	4036
24 / 610	72 / 1829	1967	3644	3827	2086	3863	4058	2155	3989	4190	2260	4183	4392
24 / 610	90 / 2286	2095	3879	4070	2301	4263	4475	2291	4243	4459	2397	4439	4660
24 / 610	96 / 2438	2143	3968	4167	2351	4357	4573	2348	4349	4565	2452	4540	4769

		BOX/BOX & FILE & OPEN (BFO)			BOX/BOX & FILE & FILE (BFF)			BOX/BOX & CLOSED & OPEN (BCO)			BOX/BOX & CLOSED & CLOSED (BCC)		
D	W	Journal Laminate	Flintwood	Veneer	Journal Laminate	Flintwood	Veneer	Journal Laminate	Flintwood	Veneer	Journal Laminate	Flintwood	Veneer
20 / 508	48 / 1219	1640	3037	3189	1815	3361	3530	1573	2915	3060	1684	3119	3275
20 / 508	72 / 1829	1808	3350	3516	1996	3698	3884	1741	3222	3384	1859	3442	3615
20 / 508	90 / 2286	1935	3583	3762	2133	3950	4147	1943	3599	3779	2152	3982	4183
20 / 508	96 / 2438	1984	3674	3856	2188	4053	4257	1987	3680	3863	2197	4067	4271
24 / 610	48 / 1219	1695	3138	3296	1871	3464	3635	1629	3016	3168	1739	3220	3381
24 / 610	72 / 1829	1863	3450	3624	2051	3799	3988	1795	3325	3489	1914	3543	3722
24 / 610	90 / 2286	1991	3684	3867	2188	4053	4257	1998	3703	3886	2204	4086	4291
24 / 610	96 / 2438	2038	3773	3964	2243	4154	4362	2043	3783	3972	2252	4171	4381

To determine overall price, add Top Finish price and Case Finish price together.
Only a selection of Storage configurations are shown. For a complete list of pricing, refer to the Specification Software.

Pricing is continued on the following page.

C J G A

Three Storage, Finished Top, 1 High
(Continued)

DIMENSIONS
INCHES / MM

PRICING

CASE FINISH (Continued)

STANDARD, FINISHED BACK (F) (Continued)

LEFT, RIGHT & CENTER STORAGE (Continued)

		BOX/BOX & CLOSED & FILE (BCF)			BOX/BOX & OPEN & OPEN (BOO)			CLOSED & CLOSED & CLOSED (CCC)			CLOSED & CLOSED & FILE (CCF)		
D	W	Journal Laminate	Flintwood	Veneer	Journal Laminate	Flintwood	Veneer	Journal Laminate	Flintwood	Veneer	Journal Laminate	Flintwood	Veneer
20 / 508	48 / 1219	1749	3240	3403	1464	2711	2847	1515	2807	2949	1582	2929	3075
20 / 508	72 / 1829	1927	3568	3749	1619	3001	3152	1687	3123	3279	1756	3250	3413
20 / 508	90 / 2286	2141	3967	4164	1737	3214	3376	2054	3805	3997	2045	3790	3979
20 / 508	96 / 2438	2192	4060	4264	1777	3292	3456	2097	3884	4079	2094	3877	4068
24 / 610	48 / 1219	1805	3341	3509	1520	2812	2953	1571	2908	3054	1637	3031	3182
24 / 610	72 / 1829	1982	3671	3855	1675	3102	3258	1741	3224	3385	1810	3352	3518
24 / 610	90 / 2286	2197	4067	4271	1791	3316	3482	2111	3909	4104	2101	3891	4087
24 / 610	96 / 2438	2247	4162	4370	1834	3395	3565	2152	3985	4184	2148	3978	4176

		CLOSED & CLOSED & OPEN (CCO)			CLOSED & FILE & FILE (CFF)			CLOSED & FILE & OPEN (CFO)			CLOSED & OPEN & OPEN (COO)		
D	W	Journal Laminate	Flintwood	Veneer	Journal Laminate	Flintwood	Veneer	Journal Laminate	Flintwood	Veneer	Journal Laminate	Flintwood	Veneer
20 / 508	48 / 1219	1406	2603	2734	1647	3051	3204	1472	2726	2863	1296	2399	2521
20 / 508	72 / 1829	1567	2902	3047	1824	3379	3547	1637	3030	3181	1448	2682	2816
20 / 508	90 / 2286	1848	3423	3594	2038	3771	3960	1839	3407	3575	1640	3037	3189
20 / 508	96 / 2438	1888	3497	3670	2087	3866	4060	1884	3487	3662	1677	3105	3263
24 / 610	48 / 1219	1462	2706	2841	1702	3153	3309	1528	2827	2970	1353	2502	2627
24 / 610	72 / 1829	1622	3003	3155	1878	3479	3654	1690	3131	3287	1503	2782	2922
24 / 610	90 / 2286	1902	3525	3703	2094	3877	4068	1894	3507	3683	1695	3139	3297
24 / 610	96 / 2438	1943	3597	3778	2144	3971	4170	1937	3589	3769	1732	3209	3371

		FILE & FILE & FILE (FFF)			FILE & FILE & OPEN (FFO)			FILE & OPEN & OPEN (FOO)			OPEN & OPEN & OPEN (OOO)		
D	W	Journal Laminate	Flintwood	Veneer	Journal Laminate	Flintwood	Veneer	Journal Laminate	Flintwood	Veneer	Journal Laminate	Flintwood	Veneer
20 / 508	48 / 1219	1713	3171	3330	1538	2847	2988	1362	2522	2648	1268	2348	2466
20 / 508	72 / 1829	1893	3506	3681	1706	3158	3315	1516	2808	2950	1421	2631	2761
20 / 508	90 / 2286	2028	3758	3944	1832	3388	3560	1632	3023	3174	1532	2837	2981
20 / 508	96 / 2438	2083	3858	4054	1877	3478	3654	1673	3100	3254	1569	2907	3054
24 / 610	48 / 1219	1768	3275	3438	1592	2949	3097	1416	2624	2755	1327	2457	2581
24 / 610	72 / 1829	1948	3606	3790	1760	3261	3423	1571	2910	3058	1481	2742	2878
24 / 610	90 / 2286	2083	3858	4053	1885	3489	3664	1688	3124	3280	1592	2949	3097
24 / 610	96 / 2438	2139	3960	4160	1934	3581	3762	1727	3200	3361	1630	3017	3169

STANDARD, ELECTRICAL ACCESS BACK (A)

LEFT, RIGHT & CENTER STORAGE

		BOX/BOX & BOX/BOX & OPEN (BBO)			BOX/BOX & BOX/BOX & CLOSED (BBC)			BOX/BOX & FILE & OPEN (BFO)			BOX/BOX & CLOSED & OPEN (BCO)		
D	W	Journal Laminate	Flintwood	Veneer	Journal Laminate	Flintwood	Veneer	Journal Laminate	Flintwood	Veneer	Journal Laminate	Flintwood	Veneer
20 / 508	48 / 1219	1815	3361	3531	1924	3565	3744	1713	3171	3330	1647	3051	3204
20 / 508	72 / 1829	2060	3813	4005	2180	4034	4236	1955	3623	3802	1888	3495	3668
20 / 508	90 / 2286	2245	4156	4364	2452	4540	4769	2140	3964	4162	2148	3979	4179
20 / 508	96 / 2438	2313	4282	4496	2522	4671	4906	2210	4089	4294	2213	4096	4302
24 / 610	48 / 1219	1871	3464	3635	1980	3668	3852	1768	3275	3438	1702	3153	3309
24 / 610	72 / 1829	2114	3915	4112	2234	4139	4343	2011	3724	3912	1942	3596	3775
24 / 610	90 / 2286	2300	4261	4473	2508	4645	4877	2196	4066	4269	2203	4083	4289
24 / 610	96 / 2438	2368	4385	4604	2576	4772	5011	2263	4190	4401	2269	4199	4410

To determine overall price, add Top Finish price and Case Finish price together.
Only a selection of Storage configurations are shown. For a complete list of pricing, refer to the Specification Software.

Pricing is continued on the following page.

C J G A

Three Storage, Finished Top, 1 High
(Continued)

DIMENSIONS
INCHES / MM

PRICING

		CASE FINISH (Continued)											
		STANDARD, ELECTRICAL ACCESS BACK (A) (Continued)											
		LEFT, RIGHT & CENTER STORAGE (Continued)											
		BOX/BOX & CLOSED & CLOSED (BCC)			BOX/BOX & CLOSED & FILE (BCF)			BOX/BOX & OPEN & OPEN (BOO)			CLOSED & CLOSED & CLOSED (CCC)		
D	W	Journal Laminate	Flintwood	Veneer	Journal Laminate	Flintwood	Veneer	Journal Laminate	Flintwood	Veneer	Journal Laminate	Flintwood	Veneer
20 / 508	48 / 1219	1757	3254	3416	1821	3376	3544	1538	2847	2988	1589	2944	3093
20 / 508	72 / 1829	2008	3714	3900	2074	3842	4036	1768	3275	3438	1834	3395	3565
20 / 508	90 / 2286	2357	4363	4584	2348	4349	4565	1942	3596	3775	2261	4185	4395
20 / 508	96 / 2438	2422	4485	4710	2419	4476	4703	2002	3709	3893	2321	4299	4515
24 / 610	48 / 1219	1813	3356	3525	1877	3478	3653	1592	2949	3097	1645	3045	3198
24 / 610	72 / 1829	2062	3818	4008	2130	3944	4144	1821	3376	3544	1888	3497	3674
24 / 610	90 / 2286	2413	4467	4689	2402	4449	4674	1996	3700	3885	2317	4291	4505
24 / 610	96 / 2438	2478	4588	4817	2472	4579	4807	2058	3812	4003	2377	4402	4621
		CLOSED & CLOSED & FILE (CCF)			CLOSED & CLOSED & OPEN (CCO)			CLOSED & FILE & FILE (CFF)			CLOSED & FILE & OPEN (CFO)		
D	W	Journal Laminate	Flintwood	Veneer	Journal Laminate	Flintwood	Veneer	Journal Laminate	Flintwood	Veneer	Journal Laminate	Flintwood	Veneer
20 / 508	48 / 1219	1655	3064	3219	1480	2741	2877	1720	3187	3349	1544	2862	3004
20 / 508	72 / 1829	1902	3524	3702	1714	3175	3334	1971	3651	3831	1784	3304	3468
20 / 508	90 / 2286	2252	4171	4380	2053	3802	3994	2243	4154	4362	2044	3787	3976
20 / 508	96 / 2438	2318	4292	4507	2112	3913	4110	2314	4286	4498	2109	3906	4098
24 / 610	48 / 1219	1711	3168	3326	1534	2841	2982	1775	3287	3453	1598	2961	3110
24 / 610	72 / 1829	1957	3625	3805	1770	3277	3441	2025	3751	3941	1839	3405	3575
24 / 610	90 / 2286	2306	4271	4486	2110	3907	4101	2299	4258	4469	2100	3888	4084
24 / 610	96 / 2438	2373	4393	4616	2168	4012	4214	2368	4386	4608	2163	4007	4207
		CLOSED & OPEN & OPEN (COO)			FILE & FILE & OPEN (FFO)			FILE & OPEN OPEN (FOO)			OPEN & OPEN OPEN (OOO)		
D	W	Journal Laminate	Flintwood	Veneer	Journal Laminate	Flintwood	Veneer	Journal Laminate	Flintwood	Veneer	Journal Laminate	Flintwood	Veneer
20 / 508	48 / 1219	1368	2535	2661	1610	2982	3132	1435	2658	2791	1346	2494	2619
20 / 508	72 / 1829	1595	2953	3102	1853	3430	3603	1663	3082	3236	1580	2924	3071
20 / 508	90 / 2286	1846	3417	3590	2037	3769	3958	1837	3403	3573	1752	3246	3409
20 / 508	96 / 2438	1902	3525	3703	2103	3894	4091	1898	3515	3691	1812	3354	3522
24 / 610	48 / 1219	1423	2638	2771	1666	3083	3238	1489	2757	2897	1406	2602	2732
24 / 610	72 / 1829	1650	3057	3210	1907	3532	3709	1719	3183	3342	1638	3032	3185
24 / 610	90 / 2286	1899	3518	3698	2093	3871	4067	1893	3506	3681	1812	3355	3524
24 / 610	96 / 2438	1959	3626	3807	2159	3997	4199	1952	3617	3799	1869	3463	3635

To determine overall price, add Top Finish price and Case Finish price together.

Only a selection of Storage configurations are shown. For a complete list of pricing, refer to the Specification Software.

Pricing is continued on the following page.

C J G A

Three Storage, Finished Top, 1 High
(Continued)

DIMENSIONS
INCHES / MM

PRICING

CASE FINISH (Continued)

ELEVATED, WALL MOUNT (W)

LEFT, RIGHT & CENTER STORAGE

D	W	CLOSED & CLOSED & CLOSED (CCC)			CLOSED & CLOSED & OPEN (CCO)			CLOSED & OPEN & OPEN (COO)			OPEN & OPEN & OPEN (OOO)		
		Journal Laminate	Flintwood	Veneer	Journal Laminate	Flintwood	Veneer	Journal Laminate	Flintwood	Veneer	Journal Laminate	Flintwood	Veneer
20 / 508	48 / 1219	1550	2871	3014	1441	2668	2803	1332	2465	2589	1306	2420	2540
20 / 508	72 / 1829	1714	3175	3334	1595	2953	3102	1474	2732	2870	1452	2689	2823
20 / 508	90 / 2286	2131	3946	4146	1924	3564	3742	1718	3181	3338	1616	2992	3140
20 / 508	96 / 2438	2189	4055	4260	1980	3666	3851	1770	3278	3443	1669	3093	3247

ELEVATED, WALL MOUNT, ELECTRICAL ACCESS BACK (M)

LEFT, RIGHT & CENTER STORAGE

D	W	CLOSED & CLOSED & CLOSED (CCC)			CLOSED & CLOSED & OPEN (CCO)			CLOSED & OPEN & OPEN (COO)			OPEN & OPEN & OPEN (OOO)		
		Journal Laminate	Flintwood	Veneer	Journal Laminate	Flintwood	Veneer	Journal Laminate	Flintwood	Veneer	Journal Laminate	Flintwood	Veneer
20 / 508	48 / 1219	1637	3031	3182	1528	2827	2970	1416	2624	2755	1397	2589	2718
20 / 508	72 / 1829	1904	3528	3704	1785	3306	3472	1666	3086	3240	1655	3064	3217
20 / 508	90 / 2286	2349	4351	4568	2141	3967	4164	1934	3581	3762	1847	3420	3591
20 / 508	96 / 2438	2417	4474	4700	2205	4087	4292	1996	3698	3884	1909	3537	3714

ELEVATED BY BASE, UNFINISHED BACK (U)

LEFT, RIGHT & CENTER STORAGE

D	W	BOX/BOX & BOX/BOX & OPEN (BBO)			BOX/BOX & BOX/BOX & CLOSED (BBC)			BOX/BOX & BOX/BOX & FILE (BBF)			BOX/BOX & BOX/BOX & BOX/BOX (BBB)		
		Laminate	Flintwood	Veneer	Laminate	Flintwood	Veneer	Laminate	Flintwood	Veneer	Laminate	Flintwood	Veneer
20 / 508	48 / 1219	1810	3352	3518	1921	3558	3734	1986	3678	3862	2087	3866	4060
20 / 508	72 / 1829	1992	3686	3871	2111	3910	4105	2180	4036	4239	2282	4231	4442
20 / 508	90 / 2286	2129	3942	4140	2336	4324	4541	2327	4307	4524	2429	4501	4728
20 / 508	96 / 2438	2180	4036	4237	2390	4422	4645	2384	4415	4637	2489	4609	4840
24 / 610	48 / 1219	1868	3458	3632	1978	3662	3847	2044	3784	3975	2145	3973	4173
24 / 610	72 / 1829	2049	3794	3985	2168	4015	4215	2239	4144	4351	2340	4334	4552
24 / 610	90 / 2286	2187	4046	4248	2393	4434	4653	2384	4416	4638	2489	4611	4840
24 / 610	96 / 2438	2238	4142	4350	2446	4529	4756	2442	4523	4747	2545	4714	4951

BOX/BOX & FILE & OPEN (BFO)

BOX/BOX & FILE & FILE (BFF)

BOX/BOX & CLOSED & OPEN (BCO)

BOX/BOX & CLOSED & CLOSED (BCC)

D	W	BOX/BOX & FILE & OPEN (BFO)			BOX/BOX & FILE & FILE (BFF)			BOX/BOX & CLOSED & OPEN (BCO)			BOX/BOX & CLOSED & CLOSED (BCC)		
		Journal Laminate	Flintwood	Veneer	Journal Laminate	Flintwood	Veneer	Journal Laminate	Flintwood	Veneer	Journal Laminate	Flintwood	Veneer
20 / 508	48 / 1219	1708	3161	3321	1884	3487	3662	1641	3042	3193	1752	3246	3408
20 / 508	72 / 1829	1888	3497	3674	2075	3844	4037	1819	3367	3537	1937	3589	3769
20 / 508	90 / 2286	2023	3748	3937	2221	4116	4321	2033	3764	3952	2241	4147	4357
20 / 508	96 / 2438	2074	3841	4034	2279	4221	4435	2079	3851	4040	2289	4237	4449
24 / 610	48 / 1219	1766	3269	3432	1942	3594	3773	1699	3148	3306	1810	3351	3517
24 / 610	72 / 1829	1946	3603	3783	2133	3951	4148	1876	3475	3651	1995	3695	3883
24 / 610	90 / 2286	2082	3855	4047	2279	4221	4435	2091	3869	4063	2299	4257	4468
24 / 610	96 / 2438	2131	3947	4147	2337	4329	4544	2138	3957	4154	2346	4345	4562

To determine overall price, add Top Finish price and Case Finish price together.

Only a selection of Storage configurations are shown. For a complete list of pricing, refer to the Specification Software.

Pricing is continued on the following page.

C J G A

Three Storage, Finished Top, 1 High
(Continued)

DIMENSIONS
INCHES / MM

PRICING

CASE FINISH (Continued)

ELEVATED BY BASE, UNFINISHED BACK (U) (Continued)

LEFT, RIGHT & CENTER STORAGE

BOX/BOX & CLOSED & FILE (BCF)		BOX/BOX & OPEN & OPEN (BOO)			CLOSED & CLOSED & CLOSED (CCC)			CLOSED & CLOSED & FILE (CCF)					
D	W	Journal Laminate	Flintwood	Veneer	Journal Laminate	Flintwood	Veneer	Journal Laminate	Flintwood	Veneer	Journal Laminate	Flintwood	Veneer
20 / 508	48 / 1219	1818	3366	3535	1532	2836	2980	1586	2934	3080	1650	3054	3209
20 / 508	72 / 1829	2008	3715	3901	1699	3148	3306	1766	3269	3434	1834	3396	3566
20 / 508	90 / 2286	2231	4131	4336	1825	3381	3548	2144	3971	4171	2134	3953	4152
20 / 508	96 / 2438	2285	4232	4443	1869	3461	3634	2189	4054	4258	2185	4044	4246
24 / 610	48 / 1219	1875	3473	3645	1589	2944	3093	1641	3039	3192	1708	3161	3321
24 / 610	72 / 1829	2066	3825	4015	1757	3254	3417	1821	3376	3544	1893	3504	3680
24 / 610	90 / 2286	2289	4239	4450	1883	3486	3661	2202	4079	4284	2194	4062	4265
24 / 610	96 / 2438	2343	4336	4556	1926	3567	3748	2247	4160	4367	2242	4152	4359

CLOSED & CLOSED & OPEN (CCO)

CLOSED & FILE & FILE (CFF)

CLOSED & FILE & OPEN (CFO)

CLOSED & OPEN & OPEN (COO)

C		C			C			C					
D	W	Journal Laminate	Flintwood	Veneer	Journal Laminate	Flintwood	Veneer	Journal Laminate	Flintwood	Veneer	Journal Laminate	Flintwood	Veneer
20 / 508	48 / 1219	1473	2729	2868	1716	3177	3336	1539	2851	2995	1364	2525	2653
20 / 508	72 / 1829	1646	3047	3200	1904	3526	3703	1716	3177	3336	1528	2827	2971
20 / 508	90 / 2286	1937	3588	3767	2126	3938	4134	1927	3572	3750	1730	3204	3363
20 / 508	96 / 2438	1979	3663	3850	2180	4036	4239	1975	3656	3840	1770	3277	3441
24 / 610	48 / 1219	1532	2836	2979	1772	3282	3448	1597	2957	3105	1421	2632	2764
24 / 610	72 / 1829	1705	3156	3314	1962	3631	3813	1772	3282	3448	1586	2935	3082
24 / 610	90 / 2286	1994	3692	3879	2185	4044	4246	1985	3677	3860	1788	3309	3475
24 / 610	96 / 2438	2037	3770	3960	2239	4144	4351	2033	3763	3951	1828	3384	3553

FILE & FILE & FILE (FFF)

FILE & FILE & OPEN (FFO)

FILE & OPEN OPEN (FOO)

OPEN & OPEN OPEN (OOO)

F		F			F			F					
D	W	Journal Laminate	Flintwood	Veneer	Journal Laminate	Flintwood	Veneer	Journal Laminate	Flintwood	Veneer	Journal Laminate	Flintwood	Veneer
20 / 508	48 / 1219	1781	3298	3464	1607	2973	3123	1430	2647	2779	1341	2482	2609
20 / 508	72 / 1829	1972	3653	3835	1785	3305	3471	1597	2957	3104	1507	2790	2929
20 / 508	90 / 2286	2117	3920	4118	1919	3554	3733	1720	3187	3349	1626	3013	3164
20 / 508	96 / 2438	2174	4029	4232	1969	3648	3830	1766	3269	3432	1668	3088	3245
24 / 610	48 / 1219	1839	3405	3575	1662	3079	3234	1486	2753	2893	1402	2597	2727
24 / 610	72 / 1829	2028	3760	3946	1842	3412	3583	1655	3062	3217	1568	2903	3050
24 / 610	90 / 2286	2174	4029	4232	1978	3661	3844	1777	3292	3457	1690	3130	3286
24 / 610	96 / 2438	2232	4134	4342	2027	3756	3943	1821	3376	3543	1730	3204	3363

ELEVATED BY BASE, FINISHED BACK (B)

LEFT, RIGHT & CENTER STORAGE

B		B			B			B					
D	W	Journal Laminate	Flintwood	Veneer	Journal Laminate	Flintwood	Veneer	Journal Laminate	Flintwood	Veneer	Journal Laminate	Flintwood	Veneer
20 / 508	48 / 1219	1828	3384	3553	1937	3588	3767	2002	3709	3893	2104	3898	4095
20 / 508	72 / 1829	2009	3719	3908	2129	3942	4140	2197	4067	4271	2301	4262	4474
20 / 508	90 / 2286	2145	3973	4173	2351	4357	4573	2344	4338	4559	2449	4533	4762
20 / 508	96 / 2438	2197	4067	4270	2405	4454	4678	2402	4447	4672	2506	4641	4871
24 / 610	48 / 1219	1885	3488	3663	1994	3693	3880	2062	3818	4008	2162	4005	4207
24 / 610	72 / 1829	2067	3827	4017	2187	4046	4248	2254	4175	4385	2358	4365	4587
24 / 610	90 / 2286	2202	4081	4286	2410	4465	4685	2401	4446	4670	2506	4641	4871
24 / 610	96 / 2438	2254	4175	4385	2464	4562	4793	2458	4554	4780	2565	4746	4986

To determine overall price, add Top Finish price and Case Finish price together.

Only a selection of Storage configurations are shown. For a complete list of pricing, refer to the Specification Software.

Pricing is continued on the following page.

C J G A

Three Storage, Finished Top, 1 High
(Continued)

DIMENSIONS
INCHES / MM

PRICING

CASE FINISH (Continued)

ELEVATED BY BASE, FINISHED BACK (B) (Continued)

LEFT, RIGHT & CENTER STORAGE

D		W		BOX/BOX & FILE & OPEN (BFO)			BOX/BOX & FILE & FILE (BFF)			BOX/BOX & CLOSED & OPEN (BCO)			BOX/BOX & CLOSED & CLOSED (BCC)		
Journal Laminate	Flintwood	Veneer	Journal Laminate	Flintwood	Veneer	Journal Laminate	Flintwood	Veneer	Journal Laminate	Flintwood	Veneer	Journal Laminate	Flintwood	Veneer	
20 / 508	48 / 1219	1725	3195	3355	1899	3518	3695	1660	3073	3227	1770	3277	3441		
20 / 508	72 / 1829	1906	3530	3706	2094	3878	4069	1836	3400	3572	1955	3623	3802		
20 / 508	90 / 2286	2040	3779	3970	2241	4147	4356	2050	3796	3986	2256	4179	4388		
20 / 508	96 / 2438	2093	3876	4067	2298	4255	4468	2096	3883	4079	2306	4270	4485		
24 / 610	48 / 1219	1783	3300	3467	1959	3626	3807	1717	3180	3337	1826	3383	3553		
24 / 610	72 / 1829	1963	3634	3818	2152	3982	4183	1894	3507	3683	2013	3729	3915		
24 / 610	90 / 2286	2098	3886	4082	2298	4255	4468	2107	3901	4097	2315	4287	4500		
24 / 610	96 / 2438	2151	3980	4179	2356	4360	4582	2154	3988	4188	2364	4377	4595		
D		W		BOX/BOX & CLOSED & FILE (BCF)			BOX/BOX & OPEN & OPEN (BOO)			CLOSED & CLOSED & CLOSED (CCC)			CLOSED & CLOSED & FILE (CCF)		
Journal Laminate	Flintwood	Veneer	Journal Laminate	Flintwood	Veneer	Journal Laminate	Flintwood	Veneer	Journal Laminate	Flintwood	Veneer	Journal Laminate	Flintwood	Veneer	
20 / 508	48 / 1219	1835	3399	3567	1549	2869	3013	1600	2964	3111	1667	3087	3240		
20 / 508	72 / 1829	2024	3749	3938	1718	3181	3338	1784	3301	3468	1850	3429	3601		
20 / 508	90 / 2286	2248	4163	4372	1842	3412	3583	2161	4003	4204	2153	3986	4185		
20 / 508	96 / 2438	2301	4263	4475	1888	3495	3668	2204	4086	4291	2202	4079	4282		
24 / 610	48 / 1219	1893	3504	3680	1608	2975	3124	1658	3071	3224	1724	3192	3352		
24 / 610	72 / 1829	2082	3855	4047	1775	3286	3450	1840	3409	3580	1908	3535	3711		
24 / 610	90 / 2286	2305	4269	4482	1899	3517	3695	2219	4111	4316	2211	4092	4297		
24 / 610	96 / 2438	2361	4367	4589	1945	3601	3780	2263	4192	4402	2260	4184	4393		
D		W		CLOSED & CLOSED & OPEN (CCO)			CLOSED & FILE & FILE (CFF)			CLOSED & FILE & OPEN (CFO)			CLOSED & OPEN & OPEN (COO)		
Journal Laminate	Flintwood	Veneer	Journal Laminate	Flintwood	Veneer	Journal Laminate	Flintwood	Veneer	Journal Laminate	Flintwood	Veneer	Journal Laminate	Flintwood	Veneer	
20 / 508	48 / 1219	1491	2760	2899	1732	3209	3367	1558	2883	3028	1382	2557	2685		
20 / 508	72 / 1829	1662	3080	3235	1921	3558	3734	1732	3209	3371	1544	2861	3003		
20 / 508	90 / 2286	1953	3619	3800	2144	3971	4170	1946	3603	3783	1746	3234	3396		
20 / 508	96 / 2438	1995	3695	3883	2197	4068	4271	1992	3689	3876	1786	3308	3474		
24 / 610	48 / 1219	1549	2868	3010	1790	3315	3481	1614	2988	3138	1438	2663	2798		
24 / 610	72 / 1829	1720	3188	3349	1979	3663	3848	1790	3315	3481	1603	2968	3116		
24 / 610	90 / 2286	2011	3725	3913	2202	4079	4282	2002	3709	3893	1805	3341	3509		
24 / 610	96 / 2438	2053	3802	3994	2254	4175	4385	2050	3796	3986	1844	3415	3588		
D		W		FILE & FILE & FILE (FFF)			FILE & FILE & OPEN (FFO)			FILE & OPEN OPEN (FOO)			OPEN & OPEN OPEN (OOO)		
Journal Laminate	Flintwood	Veneer	Journal Laminate	Flintwood	Veneer	Journal Laminate	Flintwood	Veneer	Journal Laminate	Flintwood	Veneer	Journal Laminate	Flintwood	Veneer	
20 / 508	48 / 1219	1797	3329	3497	1622	3003	3155	1445	2678	2812	1361	2517	2644		
20 / 508	72 / 1829	1991	3684	3867	1801	3336	3503	1614	2987	3138	1523	2823	2964		
20 / 508	90 / 2286	2134	3952	4152	1936	3586	3765	1738	3219	3381	1646	3047	3200		
20 / 508	96 / 2438	2192	4060	4264	1987	3681	3864	1783	3300	3467	1688	3124	3280		
24 / 610	48 / 1219	1856	3437	3609	1680	3110	3265	1505	2785	2924	1421	2631	2761		
24 / 610	72 / 1829	2046	3791	3980	1861	3443	3616	1670	3096	3250	1587	2937	3086		
24 / 610	90 / 2286	2192	4060	4264	1993	3691	3879	1795	3325	3492	1709	3162	3322		
24 / 610	96 / 2438	2250	4169	4377	2045	3789	3978	1840	3409	3580	1747	3236	3400		

To determine overall price, add Top Finish price and Case Finish price together.

Only a selection of Storage configurations are shown. For a complete list of pricing, refer to the Specification Software.

Pricing is continued on the following page.

CJGA

Three Storage, Finished Top, 1 High
(Continued)

DIMENSIONS
INCHES / MM

PRICING

CASE FINISH (Continued)

ELEVATED BY BASE, ELECTRICAL ACCESS BACK (E)

LEFT, RIGHT & CENTER STORAGE

		BOX/BOX & BOX/BOX & OPEN (BBO)			BOX/BOX & BOX/BOX & CLOSED (BBC)			BOX/BOX & FILE & OPEN (BFO)			BOX/BOX & CLOSED & OPEN (BCO)		
D	W	Journal Laminate	Flintwood	Veneer	Journal Laminate	Flintwood	Veneer	Journal Laminate	Flintwood	Veneer	Journal Laminate	Flintwood	Veneer
20 / 508	48 / 1219	1899	3518	3695	2011	3724	3910	1797	3329	3499	1732	3209	3371
20 / 508	72 / 1829	2156	3994	4192	2275	4212	4423	2052	3800	3989	1984	3674	3858
20 / 508	90 / 2286	2350	4355	4570	2557	4737	4974	2247	4160	4367	2255	4176	4386
20 / 508	96 / 2438	2422	4483	4710	2630	4871	5118	2318	4292	4505	2320	4298	4512
24 / 610	48 / 1219	1959	3626	3807	2068	3829	4023	1856	3437	3609	1790	3315	3481
24 / 610	72 / 1829	2214	4098	4305	2332	4320	4537	2111	3909	4104	2040	3779	3970
24 / 610	90 / 2286	2408	4461	4684	2617	4844	5088	2305	4268	4481	2314	4286	4498
24 / 610	96 / 2438	2479	4590	4821	2689	4978	5229	2375	4396	4618	2378	4407	4625
		BOX/BOX & CLOSED & CLOSED (BCC)			BOX/BOX & CLOSED & FILE (BCF)			BOX/BOX & OPEN & OPEN (BOO)			CLOSED & CLOSED & CLOSED (CCC)		
D	W	Journal Laminate	Flintwood	Veneer	Journal Laminate	Flintwood	Veneer	Journal Laminate	Flintwood	Veneer	Journal Laminate	Flintwood	Veneer
20 / 508	48 / 1219	1843	3413	3584	1908	3533	3710	1622	3004	3156	1673	3101	3256
20 / 508	72 / 1829	2102	3892	4088	2172	4023	4222	1865	3453	3626	1931	3574	3753
20 / 508	90 / 2286	2463	4561	4791	2455	4544	4772	2049	3793	3982	2368	4385	4602
20 / 508	96 / 2438	2530	4685	4921	2525	4678	4914	2112	3912	4106	2429	4501	4728
24 / 610	48 / 1219	1899	3517	3695	1965	3641	3822	1680	3110	3267	1731	3206	3366
24 / 610	72 / 1829	2160	4001	4200	2230	4128	4334	1922	3560	3738	1987	3680	3863
24 / 610	90 / 2286	2521	4669	4900	2513	4650	4886	2104	3900	4095	2424	4493	4714
24 / 610	96 / 2438	2589	4794	5033	2583	4787	5026	2169	4016	4217	2489	4611	4840
		CLOSED & CLOSED & FILE (CCF)			CLOSED & CLOSED & OPEN (CCO)			CLOSED & FILE & FILE (CFF)			CLOSED & FILE & OPEN (CFO)		
D	W	Journal Laminate	Flintwood	Veneer	Journal Laminate	Flintwood	Veneer	Journal Laminate	Flintwood	Veneer	Journal Laminate	Flintwood	Veneer
20 / 508	48 / 1219	1741	3222	3384	1565	2897	3042	1806	3342	3511	1631	3019	3170
20 / 508	72 / 1829	1998	3703	3887	1812	3354	3522	2068	3829	4023	1878	3481	3655
20 / 508	90 / 2286	2358	4365	4587	2160	4001	4200	2349	4351	4569	2152	3982	4183
20 / 508	96 / 2438	2427	4495	4718	2221	4115	4320	2422	4485	4710	2217	4105	4311
24 / 610	48 / 1219	1797	3328	3497	1622	3003	3153	1863	3450	3623	1688	3124	3282
24 / 610	72 / 1829	2057	3808	4001	1868	3458	3633	2125	3937	4133	1937	3589	3768
24 / 610	90 / 2286	2417	4474	4700	2218	4106	4313	2406	4459	4682	2210	4090	4295
24 / 610	96 / 2438	2484	4599	4829	2279	4221	4434	2480	4592	4823	2275	4212	4422
		CLOSED & OPEN & OPEN (COO)			FILE & FILE & OPEN (FFO)			FILE & OPEN OPEN (FOO)			OPEN & OPEN OPEN (OOO)		
D	W	Journal Laminate	Flintwood	Veneer	Journal Laminate	Flintwood	Veneer	Journal Laminate	Flintwood	Veneer	Journal Laminate	Flintwood	Veneer
20 / 508	48 / 1219	1455	2692	2827	1695	3139	3297	1520	2815	2957	1438	2661	2796
20 / 508	72 / 1829	1691	3133	3291	1949	3609	3791	1760	3261	3424	1683	3116	3270
20 / 508	90 / 2286	1952	3616	3797	2141	3967	4164	1943	3599	3779	1866	3456	3631
20 / 508	96 / 2438	2011	3725	3913	2213	4096	4302	2009	3718	3907	1927	3568	3749
24 / 610	48 / 1219	1511	2800	2939	1752	3247	3409	1576	2921	3069	1499	2776	2916
24 / 610	72 / 1829	1749	3240	3403	2008	3714	3901	1818	3366	3536	1743	3228	3388
24 / 610	90 / 2286	2011	3724	3910	2199	4072	4277	2001	3706	3891	1927	3572	3750
24 / 610	96 / 2438	2069	3831	4026	2271	4205	4416	2066	3825	4015	1989	3683	3867

To determine overall price, add Top Finish price and Case Finish price together.

Only a selection of Storage configurations are shown. For a complete list of pricing, refer to the Specification Software.

If Grommet is specified, add 30

If Module Black is specified, add 208

If Notch is specified, add 13

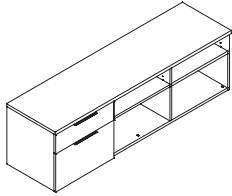
If Scallop is specified, add 57

If Module White is specified, add 290

If Lock is specified, add 71 for each lock

C J G B

Three Storage, Finished Top, 1.5 High



WHAT'S INCLUDED

1 cabinet with back (as specified), credenza top (as specified), credenza base (if specified), hinged door(s) (if specified), box/file (if specified), pulls (as specified), scallop or module (if specified), lock and keys (if specified). Wall Mount back style (if specified), wall cleat and hardware is included.

NOTES

Top is included.

Base is included.

Open and closed storage options have 1 height-adjustable shelf.

48" and 72" widths have a single instead of a double door. The center storage door will have a left handle and right swing orientation.

90" and 96" widths have double doors.

Wall Mount back style is only available for 20" depth.

Electrical access back will only be applicable for Open and Closed storage options.

Electrical is specified over the Left, Center, or Right Storage option, and are located at the center of the storage option specified.

For Wood Grain Directions, see the *Application Guide* section.

PRODUCT OPTIONS

Base & Back Style	Left Storage	Center Storage	Right Storage	Depth	Width	Top Finish
S Standard (Levelers), Unfinished Back	B Box/File	B Box/File	B Box/File	20, 24	48, 72, 90, 96	Flintwood
F Standard (Levelers), Finished Back	C Closed	C Closed	C Closed			Veneer
A Standard (Levelers), Electrical Access Back	O Open	O Open	O Open			Journal Laminate
W Elevated, Wall Mount						
M Elevated, Wall Mount Electrical Access Back						
U Elevated by Base, Unfinished Back						
B Elevated by Base, Finished Back						
E Elevated by Base, Electrical Access Back						

SAMPLE ORDER CODE

CJGB U	B	F	F	20	48	FX
---------------	----------	----------	----------	-----------	-----------	-----------

PRODUCT OPTIONS (CONTINUED)

Case Finish	Electrical	Base Finish (only for Base & Back Style U, B, E)	Pull Style	Pull & Grommet Finish	Lock Option
Flintwood	N None	7 Platinum	R Rectangular	7 Platinum	N No Lock
Veneer	G Left Grommet	V Very White	J Journal	V Very White	K Key Alike
Journal Laminate	H Center Grommet	E Ebony		E Ebony	R Random
	I Right Grommet	X Anthracite		X Anthracite	
	J Left Scallop				
	K Center Scallop				
	L Right Scallop				
	O Left Module White				
	P Left Module Black				
	Q Center Module White				
	R Center Module Black				
	S Right Module White				
	T Right Module Black				
	U Center Notch				
	V Right Notch				
	W Left Notch				

SAMPLE ORDER CODE (CONTINUED)

FX	N	L	J	V	K
-----------	----------	----------	----------	----------	----------

See Pricing on the following page.

C J G B

Three Storage, Finished Top,
1.5 High (Continued)

DIMENSIONS
INCHES / MM

D	W
20 / 508	48 / 1219
20 / 508	72 / 1829
20 / 508	90 / 2286
20 / 508	96 / 2438
24 / 610	48 / 1219
24 / 610	60 / 1524
24 / 610	90 / 2286
24 / 610	96 / 2438

PRICING

TOP FINISH

Journal Laminate	Flintwood	Veneer
299	665	701
391	870	914
472	1050	1102
501	1115	1172
307	684	720
403	890	936
480	1068	1122
512	1137	1194

CASE FINISH

STANDARD, UNFINISHED BACK (\$)

LEFT, RIGHT & CENTER STORAGE

BOX/FILE & BOX/BOX & OPEN (BBO)			BOX/FILE & BOX/FILE & CLOSED (BBC)			BOX/FILE & BOX/FILE & BOX/FILE (BBB)			BOX/FILE & CLOSED & OPEN (BCO)				
Journal Laminate	Flintwood	Veneer	Journal Laminate	Flintwood	Veneer	Journal Laminate	Flintwood	Veneer	Journal Laminate	Flintwood	Veneer		
20 / 508	48 / 1219	1890	3499	3674	2008	3715	3901	2172	4023	4222	1724	3192	3352
20 / 508	72 / 1829	2101	3891	4087	2231	4133	4338	2404	4450	4675	1931	3574	3753
20 / 508	90 / 2286	2262	4188	4396	2486	4601	4834	2580	4777	5019	2167	4011	4212
20 / 508	96 / 2438	2327	4306	4524	2559	4739	4975	2655	4917	5163	2230	4128	4334
24 / 610	48 / 1219	1955	3620	3801	2073	3838	4032	2239	4145	4352	1790	3315	3481
24 / 610	72 / 1829	2168	4012	4214	2299	4258	4469	2471	4573	4801	1995	3695	3883
24 / 610	90 / 2286	2328	4311	4527	2552	4726	4964	2647	4901	5148	2232	4134	4342
24 / 610	96 / 2438	2393	4431	4652	2626	4862	5104	2721	5039	5292	2297	4249	4465

BOX/FILE & CLOSED & CLOSED (BCC)			BOX/FILE & OPEN & OPEN (BOO)			CLOSED & CLOSED & CLOSED (CCC)			CLOSED & CLOSED & OPEN (CCO)				
Journal Laminate	Flintwood	Veneer	Journal Laminate	Flintwood	Veneer	Journal Laminate	Flintwood	Veneer	Journal Laminate	Flintwood	Veneer		
20 / 508	48 / 1219	1843	3413	3584	1607	2973	3123	1677	3105	3263	1560	2887	3032
20 / 508	72 / 1829	2062	3818	4008	1797	3329	3499	1891	3501	3676	1759	3256	3420
20 / 508	90 / 2286	2391	4424	4648	1943	3599	3779	2292	4246	4460	2071	3834	4028
20 / 508	96 / 2438	2463	4560	4790	1995	3695	3883	2365	4381	4598	2131	3947	4147
24 / 610	48 / 1219	1908	3533	3710	1672	3097	3250	1745	3229	3390	1625	3009	3161
24 / 610	72 / 1829	2127	3939	4139	1865	3453	3626	1955	3623	3802	1825	3380	3547
24 / 610	90 / 2286	2456	4548	4775	2010	3722	3910	2361	4370	4590	2138	3957	4155
24 / 610	96 / 2438	2526	4682	4917	2065	3821	4011	2431	4502	4729	2198	4070	4277

CLOSED & OPEN & OPEN (COO)			OPEN & OPEN & OPEN (OOO)				
Journal Laminate	Flintwood	Veneer	Journal Laminate	Flintwood	Veneer		
20 / 508	48 / 1219	1441	2669	2804	1414	2619	2750
20 / 508	72 / 1829	1626	3013	3164	1600	2963	3110
20 / 508	90 / 2286	1847	3422	3593	1738	3217	3379
20 / 508	96 / 2438	1899	3517	3695	1784	3301	3468
24 / 610	48 / 1219	1507	2790	2931	1485	2750	2887
24 / 610	72 / 1829	1692	3135	3294	1670	3096	3250
24 / 610	90 / 2286	1914	3543	3722	1807	3349	3515
24 / 610	96 / 2438	1965	3641	3825	1854	3434	3605

To determine overall price, add Top Finish price and Case Finish price together.

Only a selection of Storage configurations are shown. For a complete list of pricing, refer to the Specification Software.

Pricing is continued on the following page.

C J G B

Three Storage, Finished Top,
1.5 High (Continued)

DIMENSIONS
INCHES / MM

PRICING

		CASE FINISH (Continued)											
		STANDARD, FINISHED BACK (F)											
		BOX/FILE & BOX/FILE & OPEN (BBO)			BOX/FILE & BOX/FILE & CLOSED (BBC)			BOX/FILE & BOX/FILE & BOX/FILE (BBB)			BOX/FILE & CLOSED & OPEN (BCO)		
D	W	Journal Laminate	Flintwood	Veneer	Journal Laminate	Flintwood	Veneer	Journal Laminate	Flintwood	Veneer	Journal Laminate	Flintwood	Veneer
20 / 508	48 / 1219	1913	3540	3719	2030	3761	3946	2196	4065	4268	1747	3235	3399
20 / 508	72 / 1829	2124	3935	4130	2255	4176	4386	2426	4494	4718	1952	3616	3797
20 / 508	90 / 2286	2285	4233	4444	2508	4645	4878	2604	4823	5063	2189	4055	4260
20 / 508	96 / 2438	2346	4343	4561	2579	4773	5015	2676	4953	5203	2249	4164	4376
24 / 610	48 / 1219	1978	3662	3847	2096	3883	4076	2261	4185	4395	1813	3357	3528
24 / 610	72 / 1829	2190	4057	4261	2321	4299	4514	2493	4617	4848	2018	3738	3925
24 / 610	90 / 2286	2351	4356	4572	2574	4769	5005	2670	4945	5192	2255	4178	4387
24 / 610	96 / 2438	2413	4468	4690	2645	4898	5145	2742	5076	5331	2317	4290	4502
		BOX/FILE & CLOSED & CLOSED (BCC)			BOX/FILE & OPEN & OPEN (BOO)			CLOSED & CLOSED & CLOSED (CCC)			CLOSED & CLOSED & OPEN (CCO)		
D	W	Journal Laminate	Flintwood	Veneer	Journal Laminate	Flintwood	Veneer	Journal Laminate	Flintwood	Veneer	Journal Laminate	Flintwood	Veneer
20 / 508	48 / 1219	1865	3454	3627	1629	3016	3168	1699	3149	3307	1582	2929	3076
20 / 508	72 / 1829	2083	3858	4054	1821	3374	3543	1913	3541	3719	1783	3299	3466
20 / 508	90 / 2286	2413	4468	4690	1965	3641	3825	2318	4292	4505	2095	3879	4070
20 / 508	96 / 2438	2481	4595	4826	2016	3734	3920	2387	4417	4641	2153	3986	4185
24 / 610	48 / 1219	1933	3576	3758	1695	3138	3296	1767	3274	3437	1648	3053	3205
24 / 610	72 / 1829	2151	3981	4181	1888	3497	3674	1979	3663	3850	1848	3423	3594
24 / 610	90 / 2286	2479	4590	4821	2033	3764	3952	2381	4414	4634	2160	4001	4200
24 / 610	96 / 2438	2549	4718	4956	2083	3857	4051	2452	4540	4769	2219	4111	4316
		CLOSED & OPEN & OPEN (COO)			OPEN & OPEN & OPEN (OOO)								
D	W	Journal Laminate	Flintwood	Veneer	Journal Laminate	Flintwood	Veneer						
20 / 508	48 / 1219	1464	2711	2847	1440	2665	2800						
20 / 508	72 / 1829	1650	3057	3210	1625	3009	3159						
20 / 508	90 / 2286	1871	3464	3637	1763	3263	3427						
20 / 508	96 / 2438	1920	3555	3734	1805	3341	3509						
24 / 610	48 / 1219	1531	2834	2975	1510	2796	2936						
24 / 610	72 / 1829	1717	3180	3337	1695	3139	3297						
24 / 610	90 / 2286	1937	3588	3767	1833	3393	3564						
24 / 610	96 / 2438	1986	3678	3863	1876	3474	3646						

To determine overall price, add Top Finish price and Case Finish price together.

Only a selection of Storage configurations are shown. For a complete list of pricing, refer to the Specification Software.

Pricing is continued on the following page.

C J G B

Three Storage, Finished Top,
1.5 High (Continued)

DIMENSIONS
INCHES / MM

PRICING

CASE FINISH (Continued)

STANDARD, ELECTRICAL ACCESS BACK (A)

LEFT, RIGHT & CENTER STORAGE

D	W	BOX/FILE & BOX/FILE & OPEN (BBO)			BOX/FILE & BOX/FILE & CLOSED (BBC)			BOX/FILE & CLOSED & OPEN (BCO)			BOX/FILE & CLOSED & CLOSED (BCC)		
		Journal Laminate	Flintwood	Veneer	Journal Laminate	Flintwood	Veneer	Journal Laminate	Flintwood	Veneer	Journal Laminate	Flintwood	Veneer
20 / 508	48 / 1219	1975	3659	3842	2095	3879	4070	1812	3355	3524	1931	3574	3753
20 / 508	72 / 1829	2255	4178	4387	2388	4420	4643	2085	3859	4055	2217	4104	4308
20 / 508	90 / 2286	2471	4573	4801	2694	4988	5239	2375	4395	4617	2598	4811	5053
20 / 508	96 / 2438	2551	4722	4960	2784	5154	5415	2455	4547	4773	2687	4975	5225
24 / 610	48 / 1219	2043	3782	3971	2161	4002	4202	1877	3477	3652	1995	3695	3883
24 / 610	72 / 1829	2321	4299	4515	2453	4543	4771	2152	3982	4183	2281	4227	4439
24 / 610	90 / 2286	2536	4697	4932	2758	5112	5366	2439	4519	4746	2663	4932	5179
24 / 610	96 / 2438	2618	4849	5091	2851	5278	5542	2522	4670	4904	2753	5098	5355

BOX/FILE & OPEN & OPEN (BOO) CLOSED & CLOSED & CLOSED (CCC) CLOSED & CLOSED & OPEN (CCO) CLOSED & OPEN & OPEN (COO)

D	W	BOX/FILE & OPEN & OPEN (BOO)			CLOSED & CLOSED & CLOSED (CCC)			CLOSED & CLOSED & OPEN (CCO)			CLOSED & OPEN & OPEN (COO)		
		Journal Laminate	Flintwood	Veneer	Journal Laminate	Flintwood	Veneer	Journal Laminate	Flintwood	Veneer	Journal Laminate	Flintwood	Veneer
20 / 508	48 / 1219	1691	3133	3292	1766	3269	3432	1646	3050	3203	1530	2832	2972
20 / 508	72 / 1829	1952	3617	3799	2044	3787	3976	1914	3543	3722	1783	3300	3467
20 / 508	90 / 2286	2152	3982	4183	2502	4632	4864	2278	4219	4431	2054	3805	3997
20 / 508	96 / 2438	2221	4116	4321	2593	4798	5038	2358	4365	4587	2125	3937	4133
24 / 610	48 / 1219	1759	3257	3422	1832	3390	3561	1713	3171	3329	1595	2952	3101
24 / 610	72 / 1829	2020	3740	3929	2111	3910	4105	1980	3666	3851	1848	3423	3594
24 / 610	90 / 2286	2218	4106	4313	2569	4756	4995	2346	4343	4561	2123	3929	4126
24 / 610	96 / 2438	2289	4237	4449	2658	4921	5170	2424	4490	4713	2191	4059	4264

OPEN & OPEN
OPEN (OOO)

D	W	OPEN & OPEN OPEN (OOO)		
		Journal Laminate	Flintwood	Veneer
20 / 508	48 / 1219	1508	2791	2932
20 / 508	72 / 1829	1766	3269	3434
20 / 508	90 / 2286	1960	3630	3812
20 / 508	96 / 2438	2024	3749	3938
24 / 610	48 / 1219	1580	2924	3071
24 / 610	72 / 1829	1837	3401	3572
24 / 610	90 / 2286	2030	3761	3946
24 / 610	96 / 2438	2096	3881	4074

ELEVATED, WALL MOUNT (W)

LEFT, RIGHT & CENTER STORAGE

D	W	CLOSED & CLOSED & CLOSED (CCC)			CLOSED & CLOSED & OPEN (CCO)			CLOSED & OPEN & OPEN (COO)			OPEN & OPEN & OPEN (OOO)		
		Journal Laminate	Flintwood	Veneer	Journal Laminate	Flintwood	Veneer	Journal Laminate	Flintwood	Veneer	Journal Laminate	Flintwood	Veneer
20 / 508	48 / 1219	1702	3153	3309	1586	2934	3080	1465	2716	2851	1441	2668	2803
20 / 508	72 / 1829	1893	3504	3680	1760	3261	3424	1631	3019	3170	1603	2968	3118
20 / 508	90 / 2286	2332	4320	4537	2110	3907	4101	1887	3492	3666	1777	3292	3457
20 / 508	96 / 2438	2417	4474	4700	2184	4041	4243	1950	3612	3793	1837	3401	3572

To determine overall price, add Top Finish price and Case Finish price together.

Only a selection of Storage configurations are shown. For a complete list of pricing, refer to the Specification Software.

Pricing is continued on the following page.

C J G B

Three Storage, Finished Top,
1.5 High (Continued)

DIMENSIONS
INCHES / MM

PRICING

CASE FINISH (Continued)

ELEVATED, WALL MOUNT, ELECTRICAL ACCESS BACK (M)

LEFT, RIGHT & CENTER STORAGE

D	W	CLOSED & CLOSED & CLOSED (CCC)			CLOSED & CLOSED & OPEN (CCO)			CLOSED & OPEN & OPEN (COO)			OPEN & OPEN & OPEN (OOO)		
		Journal Laminate	Flintwood	Veneer	Journal Laminate	Flintwood	Veneer	Journal Laminate	Flintwood	Veneer	Journal Laminate	Flintwood	Veneer
20 / 508	48 / 1219	1818	3366	3535	1699	3148	3306	1581	2928	3074	1565	2897	3042
20 / 508	72 / 1829	2123	3930	4128	1992	3686	3871	1861	3445	3617	1848	3424	3596
20 / 508	90 / 2286	2598	4812	5054	2375	4396	4619	2152	3985	4184	2065	3821	4011
20 / 508	96 / 2438	2694	4989	5240	2462	4559	4788	2228	4127	4333	2133	3951	4149

ELEVATED BY BASE, UNFINISHED BACK (U)

D	W	BOX/FILE & BOX/FILE & OPEN (BBO)			BOX/FILE & BOX/FILE & CLOSED (BBC)			BOX/FILE & BOX/FILE & BOX/FILE (BBB)			BOX/FILE & CLOSED & OPEN (BCO)		
		Journal Laminate	Flintwood	Veneer	Journal Laminate	Flintwood	Veneer	Journal Laminate	Flintwood	Veneer	Journal Laminate	Flintwood	Veneer
20 / 508	48 / 1219	1974	3655	3838	2094	3877	4068	2256	4179	4388	1810	3351	3517
20 / 508	72 / 1829	2198	4069	4272	2329	4313	4527	2500	4628	4863	2025	3753	3942
20 / 508	90 / 2286	2368	4386	4608	2593	4799	5039	2687	4975	5225	2272	4208	4420
20 / 508	96 / 2438	2434	4509	4735	2668	4940	5188	2765	5119	5374	2339	4330	4547
24 / 610	48 / 1219	2043	3783	3972	2161	4003	4204	2327	4306	4524	1877	3478	3653
24 / 610	72 / 1829	2269	4199	4408	2397	4440	4663	2569	4759	4997	2096	3881	4074
24 / 610	90 / 2286	2437	4512	4741	2660	4927	5175	2756	5104	5359	2341	4335	4553
24 / 610	96 / 2438	2504	4638	4869	2736	5067	5322	2833	5246	5508	2406	4459	4682

D	W	BOX/FILE & CLOSED & CLOSED (BCC)			BOX/FILE & OPEN & OPEN (BOO)			CLOSED & CLOSED & CLOSED (CCC)			CLOSED & CLOSED & OPEN (CCO)		
		Journal Laminate	Flintwood	Veneer	Journal Laminate	Flintwood	Veneer	Journal Laminate	Flintwood	Veneer	Journal Laminate	Flintwood	Veneer
20 / 508	48 / 1219	1927	3568	3749	1690	3131	3287	1763	3264	3427	1645	3045	3198
20 / 508	72 / 1829	2156	3995	4196	1895	3509	3685	1986	3678	3863	1856	3437	3609
20 / 508	90 / 2286	2495	4621	4853	2049	3794	3985	2399	4444	4669	2176	4032	4235
20 / 508	96 / 2438	2571	4762	5000	2104	3898	4095	2475	4584	4812	2242	4152	4359
24 / 610	48 / 1219	1995	3695	3883	1760	3258	3423	1832	3390	3561	1713	3171	3330
24 / 610	72 / 1829	2226	4121	4329	1964	3635	3820	2054	3805	3997	1923	3562	3741
24 / 610	90 / 2286	2566	4748	4988	2119	3922	4119	2468	4572	4801	2246	4159	4365
24 / 610	96 / 2438	2640	4889	5132	2174	4028	4229	2543	4710	4945	2310	4277	4494

D	W	CLOSED & OPEN & OPEN (COO)			OPEN & OPEN & OPEN (OOO)		
		Journal Laminate	Flintwood	Veneer	Journal Laminate	Flintwood	Veneer
20 / 508	48 / 1219	1524	2826	2968	1507	2787	2929
20 / 508	72 / 1829	1724	3192	3352	1702	3155	3312
20 / 508	90 / 2286	1952	3617	3799	1849	3427	3599
20 / 508	96 / 2438	2009	3719	3908	1898	3516	3692
24 / 610	48 / 1219	1595	2953	3102	1580	2924	3071
24 / 610	72 / 1829	1793	3321	3487	1776	3291	3454
24 / 610	90 / 2286	2023	3748	3935	1924	3564	3742
24 / 610	96 / 2438	2078	3850	4039	1974	3654	3835

To determine overall price, add Top Finish price and Case Finish price together.

Only a selection of Storage configurations are shown. For a complete list of pricing, refer to the Specification Software.

Pricing is continued on the following page.

C J G B

Three Storage, Finished Top,
1.5 High (Continued)

DIMENSIONS
INCHES / MM

PRICING

		CASE FINISH (Continued)											
		ELEVATED BY BASE, FINISHED BACK (B)											
		BOX/FILE & BOX/FILE & OPEN (BBO)			BOX/FILE & BOX/FILE & CLOSED (BBC)			BOX/FILE & BOX/FILE & BOX/FILE (BBB)			BOX/FILE & CLOSED & OPEN (BCO)		
D	W	Journal Laminate	Flintwood	Veneer	Journal Laminate	Flintwood	Veneer	Journal Laminate	Flintwood	Veneer	Journal Laminate	Flintwood	Veneer
20 / 508	48 / 1219	1996	3698	3884	2115	3916	4115	2279	4221	4435	1833	3391	3562
20 / 508	72 / 1829	2220	4113	4320	2351	4356	4572	2523	4672	4907	2049	3794	3985
20 / 508	90 / 2286	2392	4430	4650	2615	4841	5084	2711	5019	5271	2297	4249	4465
20 / 508	96 / 2438	2455	4547	4773	2689	4978	5225	2784	5154	5415	2358	4365	4587
24 / 610	48 / 1219	2066	3826	4016	2185	4044	4244	2348	4350	4567	1899	3518	3695
24 / 610	72 / 1829	2290	4240	4451	2421	4482	4708	2593	4799	5039	2117	3921	4119
24 / 610	90 / 2286	2462	4558	4785	2684	4971	5219	2778	5147	5403	2365	4380	4597
24 / 610	96 / 2438	2523	4674	4908	2756	5104	5359	2854	5283	5548	2427	4496	4719
		BOX/FILE & CLOSED & CLOSED (BCC)			BOX/FILE & OPEN & OPEN (BOO)			CLOSED & CLOSED & CLOSED (CCC)			CLOSED & CLOSED & OPEN (CCO)		
D	W	Journal Laminate	Flintwood	Veneer	Journal Laminate	Flintwood	Veneer	Journal Laminate	Flintwood	Veneer	Journal Laminate	Flintwood	Veneer
20 / 508	48 / 1219	1951	3613	3794	1713	3174	3332	1786	3307	3474	1668	3088	3245
20 / 508	72 / 1829	2181	4038	4240	1919	3553	3732	2010	3720	3909	1877	3478	3653
20 / 508	90 / 2286	2520	4666	4898	2072	3837	4031	2423	4486	4712	2199	4072	4277
20 / 508	96 / 2438	2593	4798	5038	2125	3937	4133	2494	4619	4850	2262	4188	4396
24 / 610	48 / 1219	2018	3738	3925	1783	3300	3467	1856	3435	3606	1737	3216	3378
24 / 610	72 / 1829	2249	4164	4376	1987	3680	3863	2078	3850	4039	1948	3605	3787
24 / 610	90 / 2286	2589	4793	5031	2141	3966	4164	2493	4616	4846	2270	4204	4413
24 / 610	96 / 2438	2659	4924	5174	2194	4063	4268	2565	4746	4986	2330	4318	4533
		CLOSED & OPEN & OPEN (COO)			OPEN & OPEN OPEN (OOO)								
D	W	Journal Laminate	Flintwood	Veneer	Journal Laminate	Flintwood	Veneer						
20 / 508	48 / 1219	1549	2869	3013	1531	2834	2975						
20 / 508	72 / 1829	1747	3235	3399	1727	3199	3359						
20 / 508	90 / 2286	1978	3661	3844	1876	3474	3646						
20 / 508	96 / 2438	2028	3758	3945	1921	3558	3735						
24 / 610	48 / 1219	1617	2995	3147	1604	2971	3120						
24 / 610	72 / 1829	1815	3361	3531	1801	3336	3503						
24 / 610	90 / 2286	2045	3790	3979	1949	3609	3791						
24 / 610	96 / 2438	2097	3885	4081	1994	3692	3879						

To determine overall price, add Top Finish price and Case Finish price together.

Only a selection of Storage configurations are shown. For a complete list of pricing, refer to the Specification Software.

Pricing is continued on the following page.

C J G B

Three Storage, Finished Top,
1.5 High (Continued)

DIMENSIONS
INCHES / MM

PRICING

CASE FINISH (Continued)

ELEVATED BY BASE, ELECTRICAL ACCESS BACK (E)

LEFT, RIGHT & CENTER STORAGE

D	W	BOX/FILE & BOX/FILE & OPEN (BBO)			BOX/FILE & BOX/FILE & CLOSED (BBC)			BOX/FILE & CLOSED & OPEN (BCO)			BOX/FILE & CLOSED & CLOSED (BCC)		
		Journal Laminate	Flintwood	Veneer	Journal Laminate	Flintwood	Veneer	Journal Laminate	Flintwood	Veneer	Journal Laminate	Flintwood	Veneer
20 / 508	48 / 1219	2062	3818	4008	2180	4036	4239	1895	3511	3686	2015	3732	3917
20 / 508	72 / 1829	2351	4357	4573	2484	4598	4829	2182	4039	4241	2313	4284	4497
20 / 508	90 / 2286	2575	4770	5010	2800	5183	5444	2480	4592	4824	2703	5005	5256
20 / 508	96 / 2438	2660	4927	5175	2894	5358	5626	2565	4746	4986	2797	5178	5440
24 / 610	48 / 1219	2130	3944	4144	2248	4163	4372	1965	3639	3822	2083	3858	4053
24 / 610	72 / 1829	2422	4483	4710	2552	4728	4966	2249	4167	4376	2380	4411	4631
24 / 610	90 / 2286	2645	4899	5146	2869	5310	5577	2550	4719	4957	2772	5133	5392
24 / 610	96 / 2438	2728	5054	5307	2961	5484	5759	2632	4877	5120	2865	5305	5571

BOX/FILE & OPEN & OPEN (BOO)

CLOSED & CLOSED & CLOSED (CCC)

CLOSED & CLOSED & OPEN (CCO)

CLOSED & OPEN & OPEN (COO)

D	W	BOX/FILE & OPEN & OPEN (BOO)			CLOSED & CLOSED & CLOSED (CCC)			CLOSED & CLOSED & OPEN (CCO)			CLOSED & OPEN & OPEN (COO)		
		Journal Laminate	Flintwood	Veneer	Journal Laminate	Flintwood	Veneer	Journal Laminate	Flintwood	Veneer	Journal Laminate	Flintwood	Veneer
20 / 508	48 / 1219	1777	3292	3457	1849	3425	3597	1731	3206	3366	1614	2987	3138
20 / 508	72 / 1829	2050	3797	3987	2141	3966	4164	2010	3722	3910	1878	3479	3654
20 / 508	90 / 2286	2256	4179	4388	2608	4829	5070	2384	4416	4640	2161	4003	4204
20 / 508	96 / 2438	2330	4318	4533	2699	5000	5249	2467	4568	4798	2234	4139	4348
24 / 610	48 / 1219	1847	3420	3591	1919	3553	3732	1800	3334	3502	1683	3116	3270
24 / 610	72 / 1829	2119	3922	4120	2211	4092	4297	2079	3851	4044	1948	3606	3790
24 / 610	90 / 2286	2327	4307	4524	2677	4957	5206	2453	4543	4771	2231	4131	4336
24 / 610	96 / 2438	2399	4444	4669	2770	5126	5384	2536	4697	4932	2303	4265	4478

OPEN & OPEN
OPEN (OOO)

D	W	OPEN & OPEN OPEN (OOO)		
		Journal Laminate	Flintwood	Veneer
20 / 508	48 / 1219	1598	2961	3109
20 / 508	72 / 1829	1869	3461	3634
20 / 508	90 / 2286	2073	3838	4032
20 / 508	96 / 2438	2140	3965	4163
24 / 610	48 / 1219	1672	3097	3251
24 / 610	72 / 1829	1943	3599	3779
24 / 610	90 / 2286	2146	3975	4175
24 / 610	96 / 2438	2214	4098	4305

To determine overall price, add Top Finish price and Case Finish price together.

Only a selection of Storage configurations are shown. For a complete list of pricing, refer to the Specification Software.

If Grommet is specified, add 30

If Scallop is specified, add 57

If Module Black is specified, add 208

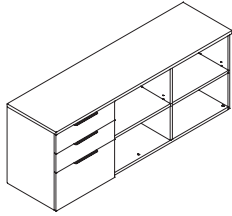
If Module White is specified, add 290

If Notch is specified, add 13

If Lock is specified, add 71 for each lock

CJGC

Three Storage, Finished Top, 2 High



WHAT'S INCLUDED

1 cabinet with back (as specified), credenza top (as specified), credenza base (if specified), hinged door(s) (if specified), box/box/file or file/file (if specified), pulls (as specified), scallop or module (if specified), lock and keys (if specified).

NOTES

Top is included.

Open and closed storage options have 1 height-adjustable shelf.

48" and 72" widths have a single instead of a double door. The center storage door will have a left handle and right swing orientation.

90" and 96" widths have double doors.

Electrical access back will only be applicable for Open and Closed storage options.

Electrical is specified over the Left, Center, or Right Storage option, and are located at the center of the storage option specified.

For Wood Grain Directions, see the *Application Guide* section.

PRODUCT OPTIONS

Base & Back Style	Left Storage	Center Storage	Right Storage	Depth	Width
S Standard (Levelers), Unfinished Back	B Box/Box/File	B Box/Box/File	B Box/Box/File	20, 24	48, 72, 90, 96
F Standard (Levelers), Finished Back	F File/File	F File/File	F File/File		
A Standard (Levelers), Electrical Access Back	C Closed O Open	C Closed O Open	C Closed O Open		

SAMPLE ORDER CODE

CJGC S	B	F	F	20	48
---------------	----------	----------	----------	-----------	-----------

PRODUCT OPTIONS (CONTINUED)

Top Finish	Case Finish	Electrical	Pull Style	Pull & Grommet Finish	Lock Option
Flintwood	Flintwood	N None	R Rectangular	7 Platinum	N No Lock
Veneer	Veneer	G Left Grommet	J Journal	V Very White	K Key Alike
Journal Laminate	Journal Laminate	H Center Grommet		E Ebony	R Random
		I Right Grommet		X Anthracite	
		J Left Scallop			
		K Center Scallop			
		L Right Scallop			
		O Left Module White			
		P Left Module Black			
		Q Center Module White			
		R Center Module Black			
		S Right Module White			
		T Right Module Black			
		U Center Notch			
		V Right Notch			
		W Left Notch			

SAMPLE ORDER CODE (CONTINUED)

FX	N	L	J	V	K
-----------	----------	----------	----------	----------	----------

See Pricing on the following page.

C J G C

Three Storage, Finished Top, 2 High
(Continued)

DIMENSIONS
INCHES / MM

D	W
20 / 508	48 / 1219
20 / 508	72 / 1829
20 / 508	90 / 2286
20 / 508	96 / 2438
24 / 610	48 / 1219
24 / 610	60 / 1524
24 / 610	90 / 2286
24 / 610	96 / 2438

PRICING

TOP FINISH

Journal Laminate			Flintwood			Veneer		
299	665	701	391	870	914	472	1050	1102
501	1115	1172	307	684	720	403	890	936
480	1068	1122	512	1137	1194			

CASE FINISH

STANDARD, UNFINISHED BACK (S)

LEFT, RIGHT & CENTER STORAGE

BOX/BOX/FILE & BOX/BOX/FILE & OPEN (BBO)			BOX/BOX/FILE & BOX/BOX/FILE & CLOSED (BBC)			BOX/BOX/FILE & BOX/BOX/FILE & FILE/FILE (BBF)			BOX/BOX/FILE & BOX/BOX/FILE & BOX/BOX/FILE (BBB)														
Journal Laminate			Flintwood			Veneer			Journal Laminate			Flintwood			Veneer								
2421	4482	4708	2560	4742	4980	2784	5154	5411	2849	5276	5541	2691	4985	5234	2852	5280	5545	3086	5712	6000	3149	5831	6124
2893	5357	5625	3156	5845	6138	3306	6122	6428	3378	6252	6567	2975	5509	5786	3245	6006	6308	3399	6293	6609	3477	6437	6757
2509	4647	4880	2648	4906	5150	2871	5319	5583	2936	5440	5712	2778	5147	5403	2939	5444	5719	3174	5874	6168	3238	5996	6293
2981	5520	5797	3246	6010	6310	3393	6284	6602	3464	6416	6737	3064	5676	5959	3332	6171	6481	3486	6457	6781	3564	6602	6930

BOX/BOX/FILE & FILE/FILE & OPEN (BFO)

BOX/BOX/FILE & FILE/FILE & FILE/FILE (BFF)

BOX/BOX/FILE & CLOSED & OPEN (BCO)

BOX/BOX/FILE & CLOSED & CLOSED (BCC)

Journal Laminate			Flintwood			Veneer			Journal Laminate			Flintwood			Veneer			Journal Laminate			Flintwood			Veneer		
2356	4360	4579	2717	5030	5281	2133	3950	4147	2272	4208	4420	2626	4863	5106	3021	5592	5872	2393	4434	4653	2553	4730	4967			
2822	5225	5487	3235	5989	6287	2673	4950	5197	2936	5440	5711	2899	5368	5635	3323	6153	6460	2745	5082	5336	3013	5578	5858			
2443	4524	4749	2805	5193	5454	2220	4113	4320	2361	4370	4590	2714	5026	5278	3106	5754	6042	2480	4594	4826	2642	4892	5138			
2910	5389	5658	3323	6155	6460	2760	5114	5370	3024	5602	5884	2986	5532	5809	3412	6315	6633	2833	5244	5508	3101	5742	6030			

BOX/BOX/FILE & CLOSED & FILE/FILE (BCF)

BOX/BOX/FILE & OPEN & OPEN (BOO)

CLOSED & CLOSED & CLOSED (CCC)

CLOSED & CLOSED & FILE/FILE (CCF)

Journal Laminate			Flintwood			Veneer			Journal Laminate			Flintwood			Veneer			Journal Laminate			Flintwood			Veneer		
2495	4620	4852	1993	3690	3877	1984	3675	3858	2205	4087	4292	2786	5159	5420	2232	4134	4342	2255	4178	4387	2489	4611	4840			
3086	5713	6002	2408	4461	4684	2718	5031	5283	2866	5307	5573	3169	5866	6160	2477	4585	4816	2781	5150	5408	2935	5437	5708			
2582	4784	5024	2082	3855	4046	2072	3837	4031	2293	4247	4464	2874	5323	5591	2320	4298	4512	2344	4342	4560	2576	4772	5011			
3175	5878	6172	2496	4624	4858	2805	5193	5454	2953	5471	5745	3256	6030	6331	2565	4746	4986	2869	5313	5578	3024	5600	5881			

To determine overall price, add Top Finish price and Case Finish price together.

Only a selection of Storage configurations are shown. For a complete list of pricing, refer to the Specification Software.

Pricing is continued on the following page.

CJGC

Three Storage, Finished Top, 2 High
(Continued)

DIMENSIONS
INCHES / MM

PRICING

CASE FINISH (Continued)

STANDARD, UNFINISHED BACK (S) (Continued)

LEFT, RIGHT & CENTER STORAGE (Continued)

CLOSED & CLOSED & OPEN (CCO)		CLOSED & FILE/FILE & FILE/FILE (CFF)			CLOSED & FILE/FILE & OPEN (CFO)			CLOSED & OPEN & OPEN (COO)					
D	W	Journal Laminate	Flintwood	Veneer	Journal Laminate	Flintwood	Veneer	Journal Laminate	Flintwood	Veneer	Journal Laminate	Flintwood	Veneer
20 / 508	48 / 1219	1844	3415	3588	2428	4497	4722	2067	3827	4016	1705	3156	3314
20 / 508	72 / 1829	2096	3881	4074	2721	5039	5293	2328	4311	4527	1935	3584	3763
20 / 508	90 / 2286	2452	4541	4770	3014	5582	5863	2601	4819	5059	2189	4055	4260
20 / 508	96 / 2438	2513	4652	4886	3089	5722	6010	2667	4939	5186	2245	4155	4363
24 / 610	48 / 1219	1933	3577	3758	2516	4659	4893	2154	3988	4189	1793	3321	3486
24 / 610	72 / 1829	2185	4044	4244	2810	5205	5467	2419	4475	4700	2023	3748	3935
24 / 610	90 / 2286	2542	4705	4942	3103	5747	6033	2691	4981	5233	2277	4215	4430
24 / 610	96 / 2438	2601	4817	5058	3178	5886	6182	2755	5102	5358	2332	4320	4536

FILE/FILE & FILE/FILE & FILE/FILE (FFF)

FILE/FILE & FILE/FILE & OPEN (FFO)

FILE/FILE & OPEN OPEN (FOO)

OPEN & OPEN OPEN (OOO)

D	W	Journal Laminate	Flintwood	Veneer	Journal Laminate	Flintwood	Veneer	Journal Laminate	Flintwood	Veneer	Journal Laminate	Flintwood	Veneer
20 / 508	48 / 1219	2649	4908	5153	2289	4237	4449	1926	3566	3748	1786	3307	3474
20 / 508	72 / 1829	2955	5472	5747	2560	4742	4980	2168	4015	4215	2025	3751	3939
20 / 508	90 / 2286	3162	5857	6151	2750	5094	5350	2337	4329	4547	2197	4068	4271
20 / 508	96 / 2438	3246	6010	6310	2822	5225	5489	2399	4443	4666	2254	4175	4385
24 / 610	48 / 1219	2739	5070	5327	2376	4401	4620	2015	3732	3917	1887	3493	3668
24 / 610	72 / 1829	3043	5634	5916	2649	4907	5152	2255	4178	4387	2126	3938	4134
24 / 610	90 / 2286	3251	6022	6323	2840	5256	5520	2426	4494	4718	2299	4258	4469
24 / 610	96 / 2438	3334	6174	6483	2910	5389	5658	2487	4608	4836	2356	4362	4583

STANDARD, FINISHED BACK (F)

LEFT, RIGHT & CENTER STORAGE

BOX/BOX/FILE & BOX/BOX/FILE & OPEN (BBO)

BOX/BOX/FILE & BOX/BOX/FILE & CLOSED (BBC)

BOX/BOX/FILE & BOX/BOX/FILE & FILE/FILE (BBF)

BOX/BOX/FILE & BOX/BOX/FILE & BOX/BOX/FILE (BBB)

D	W	Journal Laminate	Flintwood	Veneer	Journal Laminate	Flintwood	Veneer	Journal Laminate	Flintwood	Veneer	Journal Laminate	Flintwood	Veneer
20 / 508	48 / 1219	2452	4541	4770	2594	4801	5044	2815	5213	5474	2881	5336	5603
20 / 508	72 / 1829	2723	5041	5295	2883	5339	5605	3116	5771	6060	3180	5888	6186
20 / 508	90 / 2286	2924	5416	5685	3188	5903	6199	3337	6180	6488	3409	6312	6629
20 / 508	96 / 2438	3006	5568	5848	3276	6066	6370	3430	6353	6670	3507	6494	6820
24 / 610	48 / 1219	2542	4705	4942	2682	4966	5213	2902	5374	5646	2970	5500	5774
24 / 610	72 / 1829	2811	5206	5468	2972	5503	5778	3205	5933	6232	3269	6054	6357
24 / 610	90 / 2286	3013	5578	5858	3277	6068	6373	3425	6343	6661	3497	6475	6800
24 / 610	96 / 2438	3096	5733	6020	3364	6228	6541	3517	6516	6842	3596	6660	6990

BOX/BOX/FILE & FILE/FILE & OPEN (BFO)

BOX/BOX/FILE & FILE/FILE & FILE/FILE (BFF)

BOX/BOX/FILE & CLOSED & OPEN (BCO)

BOX/BOX/FILE & CLOSED & CLOSED (BCC)

D	W	Journal Laminate	Flintwood	Veneer	Journal Laminate	Flintwood	Veneer	Journal Laminate	Flintwood	Veneer	Journal Laminate	Flintwood	Veneer
20 / 508	48 / 1219	2387	4418	4641	2748	5090	5344	2166	4008	4210	2305	4268	4481
20 / 508	72 / 1829	2658	4922	5170	3052	5652	5933	2424	4493	4714	2584	4790	5029
20 / 508	90 / 2286	2854	5283	5548	3265	6047	6351	2703	5007	5259	2970	5498	5774
20 / 508	96 / 2438	2929	5426	5698	3355	6211	6520	2776	5142	5397	3044	5636	5921
24 / 610	48 / 1219	2475	4584	4812	2836	5252	5517	2252	4171	4381	2393	4431	4652
24 / 610	72 / 1829	2747	5087	5339	3139	5813	6104	2514	4653	4887	2673	4950	5200
24 / 610	90 / 2286	2943	5447	5721	3355	6212	6520	2794	5174	5430	3058	5661	5945
24 / 610	96 / 2438	3019	5591	5871	3442	6374	6693	2865	5304	5568	3132	5801	6091

To determine overall price, add Top Finish price and Case Finish price together.

Only a selection of Storage configurations are shown. For a complete list of pricing, refer to the Specification Software.

Pricing is continued on the following page.

Three Storage, Finished Top, 2 High (Continued)

DIMENSIONS
INCHES / MM

PRICING

CASE FINISH (Continued)

STANDARD, FINISHED BACK (F) (Continued)

LEFT, RIGHT & CENTER STORAGE (Continued)

		BOX/BOX/FILE & CLOSED & FILE/FILE (BCF)			BOX/BOX/FILE & OPEN & OPEN (BOO)			CLOSED & CLOSED & CLOSED (CCC)			CLOSED & CLOSED & FILE/FILE (CCF)		
D	W	Journal Laminate	Flintwood	Veneer	Journal Laminate	Flintwood	Veneer	Journal Laminate	Flintwood	Veneer	Journal Laminate	Flintwood	Veneer
20 / 508	48 / 1219	2525	4678	4914	2024	3749	3938	2016	3734	3918	2239	4145	4352
20 / 508	72 / 1829	2819	5220	5480	2263	4192	4402	2288	4236	4449	2521	4669	4900
20 / 508	90 / 2286	3118	5774	6061	2439	4519	4746	2749	5091	5346	2898	5366	5633
20 / 508	96 / 2438	3199	5924	6221	2508	4645	4877	2812	5208	5471	2968	5496	5771
24 / 610	48 / 1219	2615	4841	5084	2112	3913	4110	2103	3894	4092	2327	4306	4524
24 / 610	72 / 1829	2906	5382	5653	2351	4357	4573	2376	4398	4620	2609	4830	5074
24 / 610	90 / 2286	3206	5936	6233	2528	4683	4918	2836	5252	5518	2985	5530	5806
24 / 610	96 / 2438	3286	6087	6392	2596	4805	5047	2900	5371	5638	3057	5658	5942

		CLOSED & CLOSED & OPEN (CCO)			CLOSED & FILE/FILE & FILE/FILE (CFE)			CLOSED & FILE/FILE & OPEN (CFO)			CLOSED & OPEN & OPEN (COO)		
D	W	Journal Laminate	Flintwood	Veneer	Journal Laminate	Flintwood	Veneer	Journal Laminate	Flintwood	Veneer	Journal Laminate	Flintwood	Veneer
20 / 508	48 / 1219	1876	3474	3649	2462	4558	4785	2097	3885	4081	1737	3214	3376
20 / 508	72 / 1829	2127	3939	4139	2753	5098	5355	2361	4370	4589	1966	3642	3826
20 / 508	90 / 2286	2486	4601	4830	3046	5642	5923	2633	4878	5121	2220	4113	4320
20 / 508	96 / 2438	2544	4711	4946	3123	5781	6071	2699	4998	5248	2275	4213	4424
24 / 610	48 / 1219	1964	3635	3820	2549	4718	4953	2187	4047	4249	1824	3379	3547
24 / 610	72 / 1829	2216	4103	4307	2843	5264	5527	2449	4533	4762	2053	3804	3995
24 / 610	90 / 2286	2573	4765	5003	3134	5806	6097	2721	5039	5293	2310	4275	4493
24 / 610	96 / 2438	2631	4875	5119	3210	5946	6243	2786	5159	5420	2364	4377	4595

		FILE/FILE & FILE/FILE & FILE/FILE (FFF)			FILE/FILE & FILE/FILE & OPEN (FFO)			FILE/FILE & OPEN OPEN (FOO)			OPEN & OPEN OPEN (OOO)		
D	W	Journal Laminate	Flintwood	Veneer	Journal Laminate	Flintwood	Veneer	Journal Laminate	Flintwood	Veneer	Journal Laminate	Flintwood	Veneer
20 / 508	48 / 1219	2682	4967	5215	2319	4295	4511	1959	3626	3807	1821	3374	3543
20 / 508	72 / 1829	2986	5531	5807	2594	4801	5044	2199	4072	4277	2064	3819	4009
20 / 508	90 / 2286	3195	5916	6214	2781	5152	5410	2369	4388	4609	2234	4139	4343
20 / 508	96 / 2438	3277	6068	6373	2854	5284	5549	2429	4500	4728	2291	4242	4454
24 / 610	48 / 1219	2771	5128	5386	2407	4460	4683	2045	3790	3979	1923	3561	3738
24 / 610	72 / 1829	3075	5694	5980	2682	4966	5214	2288	4236	4449	2162	4004	4205
24 / 610	90 / 2286	3283	6080	6385	2870	5315	5582	2457	4552	4777	2335	4323	4539
24 / 610	96 / 2438	3365	6232	6544	2943	5447	5721	2520	4666	4898	2392	4430	4650

STANDARD, ELECTRICAL ACCESS BACK (A)

LEFT, RIGHT & CENTER STORAGE

		BOX/BOX/FILE & BOX/BOX/FILE & OPEN (BBO)			BOX/BOX/FILE & BOX/BOX/FILE & CLOSED (BBC)			BOX/BOX/FILE & FILE/FILE & OPEN (BFO)			BOX/BOX/FILE & CLOSED & OPEN (BCO)		
D	W	Journal Laminate	Flintwood	Veneer	Journal Laminate	Flintwood	Veneer	Journal Laminate	Flintwood	Veneer	Journal Laminate	Flintwood	Veneer
20 / 508	48 / 1219	2533	4689	4923	2673	4949	5196	2466	4567	4797	2245	4155	4363
20 / 508	72 / 1829	2871	5320	5587	3032	5618	5899	2807	5201	5460	2574	4769	5005
20 / 508	90 / 2286	3133	5805	6095	3398	6292	6607	3061	5671	5955	2915	5397	5667
20 / 508	96 / 2438	3236	5995	6293	3506	6490	6816	3160	5853	6146	3004	5563	5843
24 / 610	48 / 1219	2620	4853	5096	2760	5114	5368	2554	4732	4968	2332	4320	4537
24 / 610	72 / 1829	2959	5482	5756	3122	5780	6071	2897	5365	5632	2663	4932	5178
24 / 610	90 / 2286	3222	5968	6266	3486	6457	6780	3152	5836	6128	3002	5560	5838
24 / 610	96 / 2438	3326	6158	6466	3593	6656	6987	3248	6015	6315	3094	5727	6015

To determine overall price, add Top Finish price and Case Finish price together.

Only a selection of Storage configurations are shown. For a complete list of pricing, refer to the Specification Software.

Pricing is continued on the following page.

C J G C

Three Storage, Finished Top, 2 High
(Continued)

DIMENSIONS
INCHES / MM

PRICING

		CASE FINISH (Continued)											
		STANDARD, ELECTRICAL ACCESS BACK (A) (Continued)											
		LEFT, RIGHT & CENTER STORAGE (Continued)											
		BOX/BOX/FILE & CLOSED & CLOSED (BCC)			BOX/BOX/FILE & CLOSED & FILE/FILE (BCF)			BOX/BOX/FILE & OPEN & OPEN (BOO)			CLOSED & CLOSED & CLOSED (CCC)		
D	W	Journal Laminate	Flintwood	Veneer	Journal Laminate	Flintwood	Veneer	Journal Laminate	Flintwood	Veneer	Journal Laminate	Flintwood	Veneer
20 / 508	48 / 1219	2384	4415	4637	2605	4826	5067	2103	3894	4092	2096	3881	4074
20 / 508	72 / 1829	2735	5066	5320	2970	5498	5774	2415	4471	4696	2437	4512	4741
20 / 508	90 / 2286	3178	5885	6182	3327	6161	6469	2649	4908	5153	2957	5478	5752
20 / 508	96 / 2438	3275	6062	6366	3429	6350	6665	2736	5067	5323	3043	5633	5915
24 / 610	48 / 1219	2472	4579	4805	2694	4989	5240	2191	4059	4264	2185	4044	4244
24 / 610	72 / 1829	2823	5229	5490	3057	5660	5944	2502	4634	4867	2525	4677	4913
24 / 610	90 / 2286	3265	6048	6352	3415	6325	6640	2739	5070	5327	3046	5642	5923
24 / 610	96 / 2438	3361	6225	6538	3516	6512	6838	2825	5232	5494	3130	5797	6089
		CLOSED & CLOSED & FILE/FILE (CCF)			CLOSED & CLOSED & OPEN (CCO)			CLOSED & FILE/FILE & FILE/FILE (CFF)			CLOSED & FILE/FILE & OPEN (CFO)		
D	W	Journal Laminate	Flintwood	Veneer	Journal Laminate	Flintwood	Veneer	Journal Laminate	Flintwood	Veneer	Journal Laminate	Flintwood	Veneer
20 / 508	48 / 1219	2318	4292	4507	1955	3623	3802	2540	4704	4939	2176	4033	4236
20 / 508	72 / 1829	2670	4945	5192	2277	4215	4430	2903	5378	5648	2510	4649	4881
20 / 508	90 / 2286	3106	5754	6042	2694	4989	5240	3256	6030	6331	2844	5266	5529
20 / 508	96 / 2438	3197	5921	6216	2775	5136	5394	3351	6205	6516	2928	5424	5694
24 / 610	48 / 1219	2405	4454	4678	2044	3784	3975	2629	4867	5112	2268	4198	4408
24 / 610	72 / 1829	2758	5107	5365	2365	4381	4598	2993	5541	5819	2598	4812	5054
24 / 610	90 / 2286	3195	5916	6214	2781	5152	5410	3342	6192	6503	2931	5429	5700
24 / 610	96 / 2438	3285	6084	6387	2862	5299	5563	3441	6370	6689	3017	5587	5866
		CLOSED & OPEN & OPEN (COO)			FILE/FILE & FILE/FILE & OPEN (FFO)			FILE/FILE & OPEN OPEN (FOO)			OPEN & OPEN OPEN (OOO)		
D	W	Journal Laminate	Flintwood	Veneer	Journal Laminate	Flintwood	Veneer	Journal Laminate	Flintwood	Veneer	Journal Laminate	Flintwood	Veneer
20 / 508	48 / 1219	1815	3361	3531	2399	4444	4669	2038	3773	3964	1914	3543	3720
20 / 508	72 / 1829	2116	3918	4117	2745	5082	5334	2349	4351	4569	2232	4134	4342
20 / 508	90 / 2286	2429	4500	4728	2993	5541	5819	2579	4775	5016	2472	4579	4807
20 / 508	96 / 2438	2506	4641	4871	3083	5710	5996	2659	4924	5174	2552	4728	4966
24 / 610	48 / 1219	1904	3528	3704	2489	4609	4840	2126	3938	4133	2014	3731	3915
24 / 610	72 / 1829	2203	4083	4289	2832	5243	5504	2437	4512	4741	2335	4322	4538
24 / 610	90 / 2286	2520	4666	4898	3080	5704	5989	2668	4940	5188	2573	4766	5004
24 / 610	96 / 2438	2594	4801	5044	3171	5873	6167	2748	5090	5344	2654	4915	5159

To determine overall price, add Top Finish price and Case Finish price together.

Only a selection of Storage configurations are shown. For a complete list of pricing, refer to the Specification Software.

If Grommet is specified, add 30

If Scallop is specified, add 57

If Module Black is specified, add 208

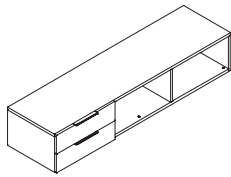
If Module White is specified, add 290

If Notch is specified, add 13

If Lock is specified, add 71 for each lock

C J G X

Three Storage, Integral Top, 1 High



WHAT'S INCLUDED

1 cabinet with back (as specified), credenza top (as specified), credenza base (if specified), hinged door(s) (if specified), box/box or file (if specified), pulls (as specified), scallop or module (if specified), lock and keys (if specified). Wall Mount back style (if specified), wall cleat and hardware is included.

NOTES

Top is included.

Base is included.

48" and 72" widths have a single instead of a double door. The center storage door will have a left handle and right swing orientation.

90" and 96" widths have double doors.

Wall Mount back style is only available for 20" depth.

Electrical access back will only be applicable for Open and Closed storage options.

Electrical is specified over the Left, Center, or Right Storage option, and are located at the center of the storage option specified.

For Wood Grain Directions, see the *Application Guide* section.

PRODUCT OPTIONS

Base & Back Style	Left Storage	Center Storage	Right Storage	Depth	Width
S Standard (Levelers), Unfinished Back	B Box/Box	B Box/Box	B Box/Box	20, 24	48, 72, 90, 96
F Standard (Levelers), Finished Back	F File	F File	F File		
A Standard (Levelers), Electrical Access Back	C Closed	C Closed	C Closed		
W Elevated, Wall Mount	O Open	O Open	O Open		
M Elevated, Wall Mount Electrical Access Back					
U Elevated by Base, Unfinished Back					
B Elevated by Base, Finished Back					
E Elevated by Base, Electrical Access Back					

SAMPLE ORDER CODE

CJGX U	B	F	F	20	48
---------------	----------	----------	----------	-----------	-----------

PRODUCT OPTIONS (CONTINUED)

Case Finish	Electrical	Base Finish (only for Base & Back Style U, B, E)	Pull Style	Pull & Grommet Finish	Lock Option
Flintwood	N None	7 Platinum	R Rectangular	7 Platinum	N No Lock
Veneer	G Left Grommet	V Very White	J Journal	V Very White	K Key Alike
Journal Laminate	H Center Grommet	E Ebony		E Ebony	R Random
	I Right Grommet	X Anthracite		X Anthracite	
	J Left Scallop				
	K Center Scallop				
	L Right Scallop				
	O Left Module White				
	P Left Module Black				
	Q Center Module White				
	R Center Module Black				
	S Right Module White				
	T Right Module Black				
	U Center Notch				
	V Right Notch				
	W Left Notch				

SAMPLE ORDER CODE (CONTINUED)

FX	N	L	J	V	K
-----------	----------	----------	----------	----------	----------

See Pricing on the following page.

C J G X

Three Storage, Integral Top, 1 High
(Continued)

DIMENSIONS
INCHES / MM

PRICING

CASE FINISH (Continued)

STANDARD, UNFINISHED BACK (S)

LEFT, RIGHT & CENTER STORAGE

		BOX/BOX & BOX/BOX & OPEN (BBO)			BOX/BOX & BOX/BOX & CLOSED (BBC)			BOX/BOX & BOX/BOX & FILE (BBF)			BOX/BOX & BOX/BOX & BOX/BOX (BBB)		
D	W	Journal Laminate	Flintwood	Veneer	Journal Laminate	Flintwood	Veneer	Journal Laminate	Flintwood	Veneer	Journal Laminate	Flintwood	Veneer
20 / 508	48 / 1219	1994	3692	3879	2123	3929	4126	2197	4068	4271	2317	4291	4505
20 / 508	72 / 1829	2190	4058	4262	2329	4313	4527	2407	4460	4683	2526	4682	4917
20 / 508	90 / 2286	2337	4329	4547	2576	4772	5011	2568	4753	4994	2689	4978	5225
20 / 508	96 / 2438	2393	4434	4653	2634	4880	5124	2630	4871	5117	2750	5095	5351
24 / 610	48 / 1219	2058	3811	4003	2185	4045	4247	2261	4185	4395	2379	4408	4626
24 / 610	72 / 1829	2254	4175	4385	2393	4431	4652	2472	4579	4805	2593	4799	5039
24 / 610	90 / 2286	2401	4446	4670	2641	4891	5136	2630	4871	5118	2750	5095	5351
24 / 610	96 / 2438	2456	4550	4776	2699	4998	5248	2694	4989	5240	2815	5213	5474

		BOX/BOX & FILE & OPEN (BFO)			BOX/BOX & FILE & FILE (BFF)			BOX/BOX & CLOSED & OPEN (BCO)			BOX/BOX & CLOSED & CLOSED (BCC)		
D	W	Journal Laminate	Flintwood	Veneer	Journal Laminate	Flintwood	Veneer	Journal Laminate	Flintwood	Veneer	Journal Laminate	Flintwood	Veneer
20 / 508	48 / 1219	1876	3474	3649	2079	3851	4044	1800	3334	3502	1927	3568	3749
20 / 508	72 / 1829	2072	3835	4029	2289	4239	4450	1992	3686	3871	2129	3943	4142
20 / 508	90 / 2286	2217	4105	4308	2448	4531	4759	2227	4124	4331	2467	4568	4798
20 / 508	96 / 2438	2272	4208	4420	2509	4648	4881	2277	4215	4430	2521	4669	4899
24 / 610	48 / 1219	1940	3591	3770	2143	3968	4167	1863	3450	3624	1992	3686	3871
24 / 610	72 / 1829	2134	3952	4152	2351	4357	4573	2054	3805	3997	2192	4060	4264
24 / 610	90 / 2286	2279	4222	4436	2509	4648	4881	2290	4241	4452	2530	4685	4921
24 / 610	96 / 2438	2336	4326	4541	2573	4766	5004	2341	4335	4553	2582	4785	5026

		BOX/BOX & CLOSED & FILE (BCF)			BOX/BOX & OPEN & OPEN (BOO)			CLOSED & CLOSED & CLOSED (CCC)			CLOSED & CLOSED & FILE (CCF)		
D	W	Journal Laminate	Flintwood	Veneer	Journal Laminate	Flintwood	Veneer	Journal Laminate	Flintwood	Veneer	Journal Laminate	Flintwood	Veneer
20 / 508	48 / 1219	2002	3710	3894	1672	3098	3254	1732	3209	3371	1808	3350	3516
20 / 508	72 / 1829	2210	4090	4295	1854	3434	3605	1928	3573	3751	2010	3720	3909
20 / 508	90 / 2286	2456	4550	4776	1987	3680	3863	2357	4363	4584	2346	4345	4562
20 / 508	96 / 2438	2515	4656	4891	2036	3768	3957	2404	4451	4676	2399	4444	4667
24 / 610	48 / 1219	2067	3827	4017	1737	3216	3378	1796	3326	3493	1872	3467	3641
24 / 610	72 / 1829	2272	4208	4420	1917	3551	3731	1993	3691	3878	2072	3837	4031
24 / 610	90 / 2286	2521	4669	4900	2051	3799	3988	2421	4481	4707	2410	4465	4685
24 / 610	96 / 2438	2579	4773	5015	2098	3886	4083	2467	4569	4799	2463	4561	4792

		CLOSED & CLOSED & OPEN (CCO)			CLOSED & FILE & FILE (CFF)			CLOSED & FILE & OPEN (CFO)			CLOSED & OPEN & OPEN (COO)		
D	W	Journal Laminate	Flintwood	Veneer	Journal Laminate	Flintwood	Veneer	Journal Laminate	Flintwood	Veneer	Journal Laminate	Flintwood	Veneer
20 / 508	48 / 1219	1607	2973	3123	1885	3488	3663	1683	3115	3269	1479	2739	2874
20 / 508	72 / 1829	2010	3720	3909	2089	3867	4062	1872	3467	3641	1655	3064	3217
20 / 508	90 / 2286	2116	3918	4117	2336	4326	4541	2104	3900	4095	1876	3475	3651
20 / 508	96 / 2438	2162	4004	4205	2394	4435	4654	2156	3994	4193	1920	3555	3734
24 / 610	48 / 1219	1669	3090	3246	1949	3609	3790	1745	3232	3395	1542	2855	3000
24 / 610	72 / 1829	1856	3437	3609	2153	3986	4185	1935	3584	3763	1718	3181	3340
24 / 610	90 / 2286	2181	4037	4240	2399	4444	4667	2169	4017	4219	1942	3594	3773
24 / 610	96 / 2438	2225	4120	4329	2457	4552	4777	2220	4113	4320	1984	3674	3858

Only a selection of Storage configurations are shown. For a complete list of pricing, refer to the Specification Software.

Pricing is continued on the following page.

CJGX

Three Storage, Integral Top, 1 High
(Continued)

DIMENSIONS
INCHES / MM

PRICING

CASE FINISH (Continued)

STANDARD, UNFINISHED BACK (S) (Continued)

LEFT, RIGHT & CENTER STORAGE (Continued)

		FILE & FILE & FILE (FFF)			FILE & FILE & OPEN (FFO)			FILE & OPEN OPEN (FOO)			OPEN & OPEN OPEN (OOO)		
D	W	Journal Laminate	Flintwood	Veneer	Journal Laminate	Flintwood	Veneer	Journal Laminate	Flintwood	Veneer	Journal Laminate	Flintwood	Veneer
20 / 508	48 / 1219	1962	3631	3813	1757	3254	3417	1554	2878	3024	1433	2653	2785
20 / 508	72 / 1829	2169	4016	4215	1951	3613	3794	1735	3211	3373	1608	2978	3127
20 / 508	90 / 2286	2325	4305	4523	2096	3883	4076	1866	3456	3631	1735	3212	3376
20 / 508	96 / 2438	2391	4423	4646	2152	3985	4184	1914	3544	3724	1777	3292	3457
24 / 610	48 / 1219	2024	3749	3938	1820	3373	3541	1618	2997	3148	1500	2777	2916
24 / 610	72 / 1829	2231	4133	4338	2015	3733	3918	1797	3329	3497	1675	3102	3258
24 / 610	90 / 2286	2391	4423	4646	2160	4001	4200	1931	3575	3754	1803	3338	3506
24 / 610	96 / 2438	2452	4541	4770	2216	4103	4307	1979	3663	3848	1844	3416	3589

STANDARD, FINISHED BACK (F)

LEFT, RIGHT & CENTER STORAGE

		BOX/BOX & BOX/BOX & OPEN (BBO)			BOX/BOX & BOX/BOX & CLOSED (BBC)			BOX/BOX & BOX/BOX & FILE (BBF)			BOX/BOX & BOX/BOX & BOX/BOX (BBB)		
D	W	Journal Laminate	Flintwood	Veneer	Journal Laminate	Flintwood	Veneer	Journal Laminate	Flintwood	Veneer	Journal Laminate	Flintwood	Veneer
20 / 508	48 / 1219	2015	3732	3917	2141	3966	4164	2218	4106	4313	2336	4326	4541
20 / 508	72 / 1829	2213	4095	4299	2348	4350	4567	2428	4497	4722	2549	4718	4953
20 / 508	90 / 2286	2357	4364	4585	2597	4809	5052	2588	4792	5030	2707	5015	5266
20 / 508	96 / 2438	2415	4469	4696	2656	4918	5164	2652	4910	5154	2772	5132	5389
24 / 610	48 / 1219	2078	3850	4039	2204	4084	4290	2281	4224	4437	2399	4444	4667
24 / 610	72 / 1829	2275	4212	4422	2413	4468	4690	2493	4616	4846	2612	4836	5078
24 / 610	90 / 2286	2422	4483	4710	2660	4927	5175	2652	4910	5154	2772	5132	5389
24 / 610	96 / 2438	2478	4588	4817	2719	5036	5290	2716	5027	5279	2835	5250	5512

		BOX/BOX & FILE & OPEN (BFO)			BOX/BOX & FILE & FILE (BFF)			BOX/BOX & CLOSED & OPEN (BCO)			BOX/BOX & CLOSED & CLOSED (BCC)		
D	W	Journal Laminate	Flintwood	Veneer	Journal Laminate	Flintwood	Veneer	Journal Laminate	Flintwood	Veneer	Journal Laminate	Flintwood	Veneer
20 / 508	48 / 1219	1895	3509	3686	2098	3886	4083	1820	3371	3538	1948	3605	3787
20 / 508	72 / 1829	2093	3871	4067	2307	4273	4490	2011	3725	3913	2148	3979	4179
20 / 508	90 / 2286	2239	4144	4351	2466	4567	4797	2247	4160	4370	2487	4604	4835
20 / 508	96 / 2438	2292	4244	4459	2530	4685	4920	2299	4257	4468	2542	4705	4940
24 / 610	48 / 1219	1960	3627	3809	2162	4004	4205	1884	3487	3662	2011	3724	3910
24 / 610	72 / 1829	2155	3989	4190	2372	4392	4613	2074	3842	4036	2213	4096	4302
24 / 610	90 / 2286	2301	4262	4474	2530	4685	4920	2311	4278	4495	2551	4722	4960
24 / 610	96 / 2438	2357	4363	4584	2595	4802	5045	2363	4374	4592	2604	4823	5063

		BOX/BOX & CLOSED & FILE (BCF)			BOX/BOX & OPEN & OPEN (BOO)			CLOSED & CLOSED & CLOSED (CCC)			CLOSED & CLOSED & FILE (CCF)		
D	W	Journal Laminate	Flintwood	Veneer	Journal Laminate	Flintwood	Veneer	Journal Laminate	Flintwood	Veneer	Journal Laminate	Flintwood	Veneer
20 / 508	48 / 1219	2023	3748	3935	1691	3133	3292	1752	3246	3409	1829	3386	3558
20 / 508	72 / 1829	2228	4127	4333	1873	3471	3644	1950	3610	3792	2028	3758	3945
20 / 508	90 / 2286	2477	4587	4817	2009	3718	3907	2376	4398	4620	2366	4382	4601
20 / 508	96 / 2438	2536	4696	4929	2054	3805	3997	2424	4490	4713	2421	4481	4705
24 / 610	48 / 1219	2086	3863	4058	1756	3251	3414	1815	3363	3533	1893	3504	3680
24 / 610	72 / 1829	2291	4243	4459	1937	3589	3768	2013	3729	3915	2094	3878	4069
24 / 610	90 / 2286	2542	4705	4940	2071	3834	4028	2439	4519	4744	2429	4500	4726
24 / 610	96 / 2438	2598	4812	5054	2119	3922	4120	2489	4609	4840	2484	4598	4829

Only a selection of Storage configurations are shown. For a complete list of pricing, refer to the Specification Software.

Pricing is continued on the following page.

C J G X

Three Storage, Integral Top, 1 High
(Continued)

DIMENSIONS
INCHES / MM

PRICING

CASE FINISH (Continued)

STANDARD, FINISHED BACK (F) (Continued)

LEFT, RIGHT & CENTER STORAGE (Continued)

		CLOSED & CLOSED & OPEN (CCO)			CLOSED & FILE & FILE (CFF)			CLOSED & FILE & OPEN (CFO)			CLOSED & OPEN & OPEN (COO)		
D	W	Journal Laminate	Flintwood	Veneer	Journal Laminate	Flintwood	Veneer	Journal Laminate	Flintwood	Veneer	Journal Laminate	Flintwood	Veneer
20 / 508	48 / 1219	1625	3009	3161	1906	3529	3705	1701	3152	3309	1499	2776	2915
20 / 508	72 / 1829	1812	3355	3524	2110	3907	4101	1892	3503	3678	1673	3101	3256
20 / 508	90 / 2286	2138	3957	4154	2356	4362	4583	2126	3938	4134	1897	3512	3689
20 / 508	96 / 2438	2182	4040	4243	2415	4471	4696	2176	4032	4235	1940	3593	3771
24 / 610	48 / 1219	1689	3129	3285	1967	3645	3827	1766	3269	3432	1561	2893	3037
24 / 610	72 / 1829	1876	3474	3646	2172	4023	4224	1955	3620	3801	1738	3219	3381
24 / 610	90 / 2286	2199	4074	4278	2421	4481	4705	2189	4055	4260	1962	3631	3812
24 / 610	96 / 2438	2246	4159	4365	2478	4589	4820	2242	4149	4358	2002	3710	3894

		FILE & FILE & FILE (FFF)			FILE & FILE & OPEN (FFO)			FILE & OPEN & OPEN (FOO)			OPEN & OPEN & OPEN (OOO)		
D	W	Journal Laminate	Flintwood	Veneer	Journal Laminate	Flintwood	Veneer	Journal Laminate	Flintwood	Veneer	Journal Laminate	Flintwood	Veneer
20 / 508	48 / 1219	1980	3668	3852	1777	3292	3456	1574	2916	3061	1455	2692	2827
20 / 508	72 / 1829	2189	4054	4258	1971	3651	3831	1755	3248	3410	1629	3016	3168
20 / 508	90 / 2286	2346	4343	4561	2115	3917	4116	1887	3493	3668	1757	3253	3416
20 / 508	96 / 2438	2408	4464	4685	2172	4023	4224	1935	3583	3762	1800	3332	3501
24 / 610	48 / 1219	2044	3784	3975	1840	3409	3581	1638	3032	3185	1521	2816	2957
24 / 610	72 / 1829	2252	4171	4381	2036	3768	3957	1818	3366	3535	1696	3140	3298
24 / 610	90 / 2286	2408	4461	4684	2180	4036	4239	1950	3612	3793	1824	3379	3547
24 / 610	96 / 2438	2474	4582	4811	2238	4141	4349	1998	3703	3886	1866	3457	3631

STANDARD, ELECTRICAL ACCESS BACK (A)

LEFT, RIGHT & CENTER STORAGE

		BOX/BOX & BOX/BOX & OPEN (BBO)			BOX/BOX & BOX/BOX & CLOSED (BBC)			BOX/BOX & FILE & OPEN (BFO)			BOX/BOX & CLOSED & OPEN (BCO)		
D	W	Journal Laminate	Flintwood	Veneer	Journal Laminate	Flintwood	Veneer	Journal Laminate	Flintwood	Veneer	Journal Laminate	Flintwood	Veneer
20 / 508	48 / 1219	2098	3886	4083	2226	4121	4329	1980	3668	3852	1906	3529	3705
20 / 508	72 / 1829	2380	4411	4631	2520	4666	4898	2262	4188	4396	2182	4039	4242
20 / 508	90 / 2286	2596	4805	5047	2835	5250	5512	2475	4584	4812	2486	4601	4830
20 / 508	96 / 2438	2673	4950	5200	2916	5400	5671	2552	4728	4966	2557	4737	4974
24 / 610	48 / 1219	2162	4005	4207	2290	4240	4452	2044	3784	3975	1967	3645	3827
24 / 610	72 / 1829	2445	4527	4753	2582	4784	5024	2246	4157	4364	2246	4157	4364
24 / 610	90 / 2286	2659	4923	5172	2899	5368	5636	2539	4701	4938	2549	4718	4956
24 / 610	96 / 2438	2736	5068	5323	2980	5518	5795	2617	4846	5090	2623	4856	5098

		BOX/BOX & CLOSED & CLOSED (BCC)			BOX/BOX & CLOSED & FILE (BCF)			BOX/BOX & OPEN & OPEN (BOO)			CLOSED & CLOSED & CLOSED (CCC)		
D	W	Journal Laminate	Flintwood	Veneer	Journal Laminate	Flintwood	Veneer	Journal Laminate	Flintwood	Veneer	Journal Laminate	Flintwood	Veneer
20 / 508	48 / 1219	2033	3763	3951	2109	3906	4098	1777	3292	3456	1837	3403	3573
20 / 508	72 / 1829	2319	4295	4510	2399	4443	4666	2044	3784	3975	2119	3925	4121
20 / 508	90 / 2286	2724	5046	5299	2716	5027	5279	2246	4157	4364	2615	4841	5084
20 / 508	96 / 2438	2800	5184	5445	2796	5177	5435	2317	4290	4502	2684	4972	5220
24 / 610	48 / 1219	2096	3881	4074	2170	4022	4221	1840	3409	3581	1899	3518	3698
24 / 610	72 / 1829	2381	4414	4634	2463	4561	4791	2109	3906	4098	2184	4041	4243
24 / 610	90 / 2286	2787	5164	5424	2778	5146	5401	2310	4275	4493	2678	4960	5208
24 / 610	96 / 2438	2865	5304	5568	2859	5295	5560	2379	4408	4626	2749	5091	5346

Only a selection of Storage configurations are shown. For a complete list of pricing, refer to the Specification Software.

Pricing is continued on the following page.

C J G X

Three Storage, Integral Top, 1 High
(Continued)

DIMENSIONS
INCHES / MM

PRICING

D		W		CASE FINISH (Continued)									
STANDARD, ELECTRICAL ACCESS BACK (A) (Continued)													
LEFT, RIGHT & CENTER STORAGE (Continued)													
CLOSED & CLOSED & FILE (CCF)		CLOSED & CLOSED & OPEN (CCO)			CLOSED & FILE & FILE (CFF)			CLOSED & FILE & OPEN (CFO)					
Journal Laminate	Flintwood	Veneer	Journal Laminate	Flintwood	Veneer	Journal Laminate	Flintwood	Veneer	Journal Laminate	Flintwood	Veneer		
20 / 508	48 / 1219	1914	3543	3722	1711	3168	3326	1991	3684	3867	1786	3308	3474
20 / 508	72 / 1829	2198	4070	4277	1982	3670	3855	2279	4221	4434	2064	3819	4009
20 / 508	90 / 2286	2604	4823	5063	2375	4395	4617	2594	4801	5044	2365	4380	4596
20 / 508	96 / 2438	2680	4964	5212	2443	4524	4748	2674	4952	5203	2437	4512	4741
24 / 610	48 / 1219	1978	3661	3844	1774	3285	3450	2052	3801	3993	1849	3425	3597
24 / 610	72 / 1829	2263	4190	4401	2045	3790	3979	2343	4336	4558	2125	3937	4133
24 / 610	90 / 2286	2668	4940	5188	2438	4514	4741	2658	4921	5170	2427	4496	4721
24 / 610	96 / 2438	2745	5082	5334	2507	4642	4873	2739	5070	5327	2502	4632	4864
CLOSED & OPEN & OPEN (COO)		FILE & FILE & OPEN (FFO)			FILE & OPEN OPEN (FOO)			OPEN & OPEN OPEN (OOO)					
Journal Laminate	Flintwood	Veneer	Journal Laminate	Flintwood	Veneer	Journal Laminate	Flintwood	Veneer	Journal Laminate	Flintwood	Veneer		
20 / 508	48 / 1219	1583	2932	3079	1863	3449	3623	1660	3073	3227	1543	2857	3002
20 / 508	72 / 1829	1844	3415	3588	2141	3966	4164	1924	3564	3742	1810	3351	3517
20 / 508	90 / 2286	2134	3952	4152	2354	4359	4579	2124	3935	4131	2009	3719	3908
20 / 508	96 / 2438	2199	4072	4277	2433	4505	4730	2196	4065	4268	2074	3842	4036
24 / 610	48 / 1219	1646	3050	3203	1924	3565	3744	1721	3189	3351	1610	2982	3132
24 / 610	72 / 1829	1908	3533	3710	2204	4084	4290	1987	3681	3864	1876	3475	3651
24 / 610	90 / 2286	2198	4070	4275	2419	4476	4703	2189	4054	4258	2075	3844	4037
24 / 610	96 / 2438	2263	4192	4402	2495	4621	4853	2260	4183	4392	2143	3970	4169
ELEVATED, WALL MOUNT (W)													
LEFT, RIGHT & CENTER STORAGE													
CLOSED & CLOSED & CLOSED (CCC)		CLOSED & CLOSED & OPEN (CCO)			CLOSED & OPEN & OPEN (COO)			OPEN & OPEN & OPEN (OOO)					
Journal Laminate	Flintwood	Veneer	Journal Laminate	Flintwood	Veneer	Journal Laminate	Flintwood	Veneer	Journal Laminate	Flintwood	Veneer		
20 / 508	48 / 1219	1793	3321	3487	1666	3086	3240	1539	2849	2993	1495	2772	2910
20 / 508	72 / 1829	1982	3670	3855	1844	3415	3588	1708	3161	3321	1662	3080	3235
20 / 508	90 / 2286	2465	4565	4794	2225	4120	4329	1985	3677	3860	1849	3427	3599
20 / 508	96 / 2438	2531	4688	4922	2290	4240	4451	2046	3791	3980	1914	3543	3720
ELEVATED, WALL MOUNT, ELECTRICAL ACCESS BACK (M)													
LEFT, RIGHT & CENTER STORAGE													
CLOSED & CLOSED & CLOSED (CCC)		CLOSED & CLOSED & OPEN (CCO)			CLOSED & OPEN & OPEN (COO)			OPEN & OPEN & OPEN (OOO)					
Journal Laminate	Flintwood	Veneer	Journal Laminate	Flintwood	Veneer	Journal Laminate	Flintwood	Veneer	Journal Laminate	Flintwood	Veneer		
20 / 508	48 / 1219	1893	3504	3680	1766	3269	3432	1638	3032	3185	1603	2968	3116
20 / 508	72 / 1829	2202	4079	4282	2065	3822	4011	1926	3566	3748	1895	3509	3686
20 / 508	90 / 2286	2717	5030	5280	2477	4587	4817	2238	4142	4350	2116	3918	4117
20 / 508	96 / 2438	2794	5174	5430	2551	4722	4960	2307	4273	4490	2190	4057	4261

Only a selection of Storage configurations are shown. For a complete list of pricing, refer to the Specification Software.

Pricing is continued on the following page.

C J G X

Three Storage, Integral Top, 1 High
(Continued)

DIMENSIONS
INCHES / MM

PRICING

CASE FINISH (Continued)

ELEVATED BY BASE, UNFINISHED BACK (U)

LEFT, RIGHT & CENTER STORAGE

BOX/BOX & BOX/BOX & OPEN (BBO)		BOX/BOX & BOX/BOX & CLOSED (BBC)			BOX/BOX & BOX/BOX & FILE (BBF)			BOX/BOX & BOX/BOX & BOX/BOX (BBB)					
D	W	Journal Laminate	Flintwood	Veneer	Journal Laminate	Flintwood	Veneer	Journal Laminate	Flintwood	Veneer	Journal Laminate	Flintwood	Veneer
20 / 508	48 / 1219	2094	3878	4069	2219	4112	4319	2298	4253	4466	2415	4471	4696
20 / 508	72 / 1829	2303	4264	4476	2439	4519	4746	2521	4669	4899	2640	4889	5132
20 / 508	90 / 2286	2462	4558	4785	2700	5001	5251	2691	4981	5233	2811	5206	5468
20 / 508	96 / 2438	2520	4667	4899	2760	5114	5370	2756	5104	5359	2877	5328	5595
24 / 610	48 / 1219	2160	3999	4199	2288	4235	4446	2363	4376	4592	2480	4592	4824
24 / 610	72 / 1829	2369	4388	4609	2507	4643	4875	2588	4792	5030	2706	5011	5264
24 / 610	90 / 2286	2526	4679	4915	2768	5124	5381	2756	5104	5359	2878	5329	5596
24 / 610	96 / 2438	2584	4790	5029	2828	5239	5500	2823	5229	5490	2945	5453	5725
BOX/BOX & FILE & OPEN (BFO)		BOX/BOX & FILE & FILE (BFF)			BOX/BOX & CLOSED & OPEN (BCO)			BOX/BOX & CLOSED & CLOSED (BCC)					
D	W	Journal Laminate	Flintwood	Veneer	Journal Laminate	Flintwood	Veneer	Journal Laminate	Flintwood	Veneer	Journal Laminate	Flintwood	Veneer
20 / 508	48 / 1219	1975	3656	3840	2176	4033	4236	1898	3515	3691	2025	3751	3939
20 / 508	72 / 1829	2184	4041	4243	2401	4445	4669	2102	3893	4090	2242	4149	4358
20 / 508	90 / 2286	2340	4333	4550	2569	4759	4997	2349	4351	4569	2590	4797	5036
20 / 508	96 / 2438	2399	4443	4666	2634	4881	5125	2404	4450	4675	2645	4899	5147
24 / 610	48 / 1219	2040	3779	3970	2245	4155	4363	1965	3639	3822	2093	3876	4067
24 / 610	72 / 1829	2249	4164	4376	2467	4568	4798	2169	4017	4219	2306	4271	4486
24 / 610	90 / 2286	2406	4456	4679	2634	4881	5125	2419	4475	4700	2656	4918	5164
24 / 610	96 / 2438	2465	4565	4794	2702	5004	5255	2471	4573	4802	2714	5025	5275
BOX/BOX & CLOSED & FILE (BCF)		BOX/BOX & OPEN & OPEN (BOO)			CLOSED & CLOSED & CLOSED (CCC)			CLOSED & CLOSED & FILE (CCF)					
D	W	Journal Laminate	Flintwood	Veneer	Journal Laminate	Flintwood	Veneer	Journal Laminate	Flintwood	Veneer	Journal Laminate	Flintwood	Veneer
20 / 508	48 / 1219	2101	3891	4087	1772	3280	3445	1832	3390	3561	1907	3532	3709
20 / 508	72 / 1829	2320	4297	4512	1965	3641	3822	2040	3779	3970	2122	3928	4124
20 / 508	90 / 2286	2580	4776	5016	2111	3909	4104	2479	4591	4822	2468	4572	4801
20 / 508	96 / 2438	2641	4891	5136	2161	4003	4204	2530	4685	4920	2525	4677	4911
24 / 610	48 / 1219	2168	4015	4215	1837	3403	3574	1897	3514	3690	1974	3654	3837
24 / 610	72 / 1829	2388	4420	4643	2033	3763	3951	2109	3906	4098	2188	4051	4255
24 / 610	90 / 2286	2645	4899	5147	2176	4032	4235	2545	4713	4950	2536	4696	4930
24 / 610	96 / 2438	2707	5015	5266	2227	4126	4333	2597	4809	5052	2594	4800	5039
CLOSED & CLOSED & OPEN (CCO)		CLOSED & FILE & FILE (CFF)			CLOSED & FILE & OPEN (CFO)			CLOSED & OPEN & OPEN (COO)					
D	W	Journal Laminate	Flintwood	Veneer	Journal Laminate	Flintwood	Veneer	Journal Laminate	Flintwood	Veneer	Journal Laminate	Flintwood	Veneer
20 / 508	48 / 1219	1705	3156	3314	1984	3674	3856	1781	3297	3461	1576	2921	3065
20 / 508	72 / 1829	1904	3526	3703	2199	4074	4278	1984	3674	3858	1766	3270	3435
20 / 508	90 / 2286	2241	4147	4356	2457	4553	4778	2230	4128	4334	1999	3704	3888
20 / 508	96 / 2438	2288	4236	4449	2521	4669	4899	2282	4229	4440	2045	3790	3979
24 / 610	48 / 1219	1770	3278	3443	2049	3794	3985	1846	3417	3590	1643	3043	3195
24 / 610	72 / 1829	1971	3649	3830	2269	4199	4410	2050	3796	3986	1833	3393	3564
24 / 610	90 / 2286	2306	4270	4485	2525	4677	4911	2298	4253	4466	2067	3827	4017
24 / 610	96 / 2438	2356	4360	4579	2588	4792	5030	2349	4351	4569	2112	3913	4110

Only a selection of Storage configurations are shown. For a complete list of pricing, refer to the Specification Software.

Pricing is continued on the following page.

C J G X

Three Storage, Integral Top, 1 High
(Continued)

DIMENSIONS
INCHES / MM

PRICING

CASE FINISH (Continued)

ELEVATED BY BASE, UNFINISHED BACK (U) (Continued)

LEFT, RIGHT & CENTER STORAGE (Continued)

FILE & FILE & FILE (FFF)		FILE & FILE & OPEN (FFO)			FILE & OPEN OPEN (FOO)			OPEN & OPEN OPEN (OOO)					
D	W	Journal Laminate	Flintwood	Veneer	Journal Laminate	Flintwood	Veneer	Journal Laminate	Flintwood	Veneer	Journal Laminate	Flintwood	Veneer
20 / 508	48 / 1219	2058	3812	4004	1856	3437	3609	1654	3060	3214	1538	2847	2988
20 / 508	72 / 1829	2279	4222	4436	2065	3821	4011	1844	3416	3589	1726	3197	3357
20 / 508	90 / 2286	2449	4533	4762	2219	4111	4316	1991	3684	3867	1865	3454	3630
20 / 508	96 / 2438	2515	4657	4891	2277	4217	4431	2040	3779	3968	1912	3538	3715
24 / 610	48 / 1219	2126	3938	4133	1923	3561	3738	1719	3183	3342	1608	2975	3126
24 / 610	72 / 1829	2347	4348	4563	2129	3943	4142	1913	3541	3719	1796	3327	3495
24 / 610	90 / 2286	2515	4657	4891	2286	4234	4445	2054	3807	3999	1936	3586	3765
24 / 610	96 / 2438	2581	4780	5023	2344	4342	4560	2107	3901	4097	1982	3671	3855

ELEVATED BY BASE, FINISHED BACK (B)

LEFT, RIGHT & CENTER STORAGE

BOX/BOX & BOX/BOX & OPEN (BBO)		BOX/BOX & BOX/BOX & CLOSED (BBC)			BOX/BOX & BOX/BOX & FILE (BBF)			BOX/BOX & BOX/BOX & BOX/BOX (BBB)					
D	W	Journal Laminate	Flintwood	Veneer	Journal Laminate	Flintwood	Veneer	Journal Laminate	Flintwood	Veneer	Journal Laminate	Flintwood	Veneer
20 / 508	48 / 1219	2112	3913	4110	2241	4147	4357	2317	4290	4502	2434	4509	4735
20 / 508	72 / 1829	2321	4300	4518	2462	4558	4785	2542	4705	4940	2659	4924	5174
20 / 508	90 / 2286	2480	4592	4824	2720	5037	5291	2711	5018	5270	2832	5242	5504
20 / 508	96 / 2438	2540	4704	4939	2781	5150	5409	2777	5143	5400	2898	5366	5633
24 / 610	48 / 1219	2180	4036	4237	2306	4270	4485	2381	4413	4632	2501	4631	4863
24 / 610	72 / 1829	2391	4423	4646	2526	4679	4915	2605	4827	5068	2727	5048	5302
24 / 610	90 / 2286	2546	4715	4952	2786	5159	5420	2777	5143	5400	2898	5366	5633
24 / 610	96 / 2438	2605	4826	5067	2849	5275	5539	2844	5268	5531	2964	5489	5764

BOX/BOX & FILE & OPEN (BFO)

BOX/BOX & FILE & FILE (BFF)

BOX/BOX & CLOSED & OPEN (BCO)

BOX/BOX & CLOSED & CLOSED (BCC)

D	W	Journal Laminate	Flintwood	Veneer	Journal Laminate	Flintwood	Veneer	Journal Laminate	Flintwood	Veneer	Journal Laminate	Flintwood	Veneer
20 / 508	48 / 1219	1994	3692	3879	2197	4068	4271	1919	3553	3732	2045	3790	3979
20 / 508	72 / 1829	2202	4081	4286	2421	4481	4707	2124	3934	4128	2261	4185	4395
20 / 508	90 / 2286	2361	4370	4589	2590	4795	5033	2369	4388	4611	2609	4833	5075
20 / 508	96 / 2438	2420	4480	4705	2656	4918	5164	2423	4489	4713	2667	4938	5184
24 / 610	48 / 1219	2062	3818	4008	2263	4192	4402	1985	3676	3859	2112	3912	4106
24 / 610	72 / 1829	2270	4204	4413	2487	4604	4835	2189	4055	4260	2328	4308	4525
24 / 610	90 / 2286	2426	4494	4718	2656	4918	5164	2437	4511	4737	2676	4956	5206
24 / 610	96 / 2438	2486	4601	4834	2723	5044	5295	2491	4613	4844	2732	5062	5314

BOX/BOX & CLOSED & FILE (BCF)

BOX/BOX & OPEN & OPEN (BOO)

CLOSED & CLOSED & CLOSED (CCC)

CLOSED & CLOSED & FILE (CCF)

D	W	Journal Laminate	Flintwood	Veneer	Journal Laminate	Flintwood	Veneer	Journal Laminate	Flintwood	Veneer	Journal Laminate	Flintwood	Veneer
20 / 508	48 / 1219	2123	3929	4126	1791	3316	3482	1849	3427	3599	1926	3567	3748
20 / 508	72 / 1829	2340	4333	4552	1985	3677	3860	2062	3818	4008	2140	3965	4163
20 / 508	90 / 2286	2600	4814	5055	2130	3944	4144	2497	4626	4860	2489	4611	4840
20 / 508	96 / 2438	2660	4927	5175	2182	4039	4241	2551	4722	4960	2545	4713	4950
24 / 610	48 / 1219	2188	4053	4257	1859	3441	3613	1917	3551	3731	1993	3691	3878
24 / 610	72 / 1829	2406	4459	4682	2052	3800	3989	2127	3941	4139	2205	4088	4293
24 / 610	90 / 2286	2667	4938	5184	2197	4067	4271	2566	4749	4989	2554	4734	4971
24 / 610	96 / 2438	2728	5053	5304	2248	4163	4372	2618	4848	5091	2612	4838	5082

Only a selection of Storage configurations are shown. For a complete list of pricing, refer to the Specification Software.

Pricing is continued on the following page.

C J G X

Three Storage, Integral Top, 1 High
(Continued)

DIMENSIONS
INCHES / MM

PRICING

CASE FINISH (Continued)

ELEVATED BY BASE, FINISHED BACK (B) (Continued)

LEFT, RIGHT & CENTER STORAGE (Continued)

CLOSED & CLOSED & OPEN (CCO)		CLOSED & FILE & FILE (CFE)			CLOSED & FILE & OPEN (CFO)			CLOSED & OPEN & OPEN (COO)					
Journal Laminate	Flintwood	Veneer	Journal Laminate	Flintwood	Veneer	Journal Laminate	Flintwood	Veneer	Journal Laminate	Flintwood	Veneer		
20 / 508	48 / 1219	1724	3192	3352	2002	3710	3894	1800	3332	3501	1597	2957	3104
20 / 508	72 / 1829	1923	3561	3739	2220	4113	4320	2002	3710	3894	1786	3307	3474
20 / 508	90 / 2286	2260	4184	4393	2479	4590	4821	2249	4164	4374	2020	3739	3928
20 / 508	96 / 2438	2307	4272	4489	2542	4705	4940	2303	4265	4478	2067	3827	4016
24 / 610	48 / 1219	1790	3315	3481	2069	3831	4026	1866	3456	3631	1662	3080	3235
24 / 610	72 / 1829	1991	3685	3869	2288	4236	4447	2069	3831	4026	1853	3430	3603
24 / 610	90 / 2286	2327	4306	4524	2545	4713	4950	2317	4290	4502	2086	3863	4058
24 / 610	96 / 2438	2375	4396	4618	2608	4828	5069	2369	4388	4611	2131	3947	4147

FILE & FILE & FILE (FFF)		FILE & FILE & OPEN (FFO)			FILE & OPEN OPEN (FOO)			OPEN & OPEN OPEN (OOO)					
Journal Laminate	Flintwood	Veneer	Journal Laminate	Flintwood	Veneer	Journal Laminate	Flintwood	Veneer	Journal Laminate	Flintwood	Veneer		
20 / 508	48 / 1219	2079	3851	4044	1876	3474	3649	1672	3098	3254	1558	2884	3030
20 / 508	72 / 1829	2300	4261	4473	2083	3857	4051	1865	3454	3627	1747	3235	3399
20 / 508	90 / 2286	2467	4569	4799	2240	4146	4355	2010	3720	3909	1888	3495	3668
20 / 508	96 / 2438	2536	4696	4930	2299	4257	4468	2062	3818	4008	1934	3580	3760
24 / 610	48 / 1219	2145	3973	4173	1943	3597	3778	1739	3221	3383	1629	3014	3168
24 / 610	72 / 1829	2368	4385	4602	2151	3980	4179	1933	3577	3758	1818	3366	3535
24 / 610	90 / 2286	2536	4696	4929	2305	4269	4482	2075	3844	4037	1957	3625	3805
24 / 610	96 / 2438	2602	4820	5061	2365	4380	4597	2127	3941	4139	2002	3710	3894

ELEVATED BY BASE, ELECTRICAL ACCESS BACK (E)

LEFT, RIGHT & CENTER STORAGE

BOX/BOX & BOX/BOX & OPEN (BBO)		BOX/BOX & BOX/BOX & CLOSED (BBC)			BOX/BOX & FILE & OPEN (BFO)			BOX/BOX & CLOSED & OPEN (BCO)					
Journal Laminate	Flintwood	Veneer	Journal Laminate	Flintwood	Veneer	Journal Laminate	Flintwood	Veneer	Journal Laminate	Flintwood	Veneer		
20 / 508	48 / 1219	2197	4068	4271	2325	4305	4522	2079	3851	4044	2002	3710	3894
20 / 508	72 / 1829	2493	4617	4849	2630	4871	5117	2373	4393	4616	2292	4246	4460
20 / 508	90 / 2286	2719	5033	5284	2957	5478	5752	2598	4811	5053	2608	4829	5070
20 / 508	96 / 2438	2800	5183	5444	3043	5633	5915	2678	4960	5210	2684	4971	5220
24 / 610	48 / 1219	2263	4192	4402	2392	4425	4649	2145	3973	4173	2069	3831	4026
24 / 610	72 / 1829	2559	4740	4978	2697	4996	5244	2439	4519	4744	2361	4370	4589
24 / 610	90 / 2286	2785	5156	5416	3024	5602	5882	2665	4936	5182	2674	4952	5203
24 / 610	96 / 2438	2868	5308	5574	3109	5756	6046	2747	5087	5339	2750	5094	5350

BOX/BOX & CLOSED & CLOSED (BCC)		BOX/BOX & CLOSED & FILE (BCF)			BOX/BOX & OPEN & OPEN (BOO)			CLOSED & CLOSED & CLOSED (CCC)					
Journal Laminate	Flintwood	Veneer	Journal Laminate	Flintwood	Veneer	Journal Laminate	Flintwood	Veneer	Journal Laminate	Flintwood	Veneer		
20 / 508	48 / 1219	2130	3945	4144	2205	4087	4292	1876	3474	3649	1936	3586	3765
20 / 508	72 / 1829	2429	4501	4728	2510	4649	4885	2155	3993	4192	2231	4133	4337
20 / 508	90 / 2286	2848	5273	5537	2836	5252	5518	2368	4386	4608	2736	5068	5323
20 / 508	96 / 2438	2926	5418	5689	2922	5410	5681	2442	4523	4747	2811	5206	5468
24 / 610	48 / 1219	2197	4067	4271	2272	4208	4420	1943	3597	3778	2001	3707	3892
24 / 610	72 / 1829	2496	4624	4858	2576	4772	5011	2221	4116	4323	2299	4257	4468
24 / 610	90 / 2286	2915	5397	5667	2905	5379	5648	2434	4509	4736	2804	5192	5453
24 / 610	96 / 2438	2993	5542	5820	2987	5533	5810	2508	4646	4878	2878	5329	5596

Only a selection of Storage configurations are shown. For a complete list of pricing, refer to the Specification Software.

Pricing is continued on the following page.

C J G X

Three Storage, Integral Top, 1 High
(Continued)

DIMENSIONS
INCHES / MM

PRICING

D		W		CASE FINISH (Continued)									
				ELEVATED BY BASE, ELECTRICAL ACCESS BACK (E) (Continued)									
				LEFT, RIGHT & CENTER STORAGE (Continued)									
		CLOSED & CLOSED & FILE (CCF)			CLOSED & CLOSED & OPEN (CCO)			CLOSED & FILE & FILE (CFF)			CLOSED & FILE & OPEN (CFO)		
		Journal Laminate	Flintwood	Veneer	Journal Laminate	Flintwood	Veneer	Journal Laminate	Flintwood	Veneer	Journal Laminate	Flintwood	Veneer
20 / 508	48 / 1219	2011	3725	3913	1808	3350	3516	2087	3866	4060	1885	3488	3663
20 / 508	72 / 1829	2311	4278	4495	2095	3879	4070	2392	4425	4649	2173	4026	4227
20 / 508	90 / 2286	2727	5048	5302	2496	4624	4858	2717	5030	5281	2487	4608	4836
20 / 508	96 / 2438	2805	5194	5455	2569	4756	4995	2801	5186	5446	2565	4746	4986
24 / 610	48 / 1219	2078	3850	4039	1875	3473	3645	2154	3988	4189	1951	3613	3794
24 / 610	72 / 1829	2377	4402	4624	2161	4002	4202	2457	4552	4777	2241	4147	4357
24 / 610	90 / 2286	2794	5175	5431	2565	4747	4987	2784	5154	5411	2553	4730	4967
24 / 610	96 / 2438	2871	5320	5587	2634	4880	5124	2868	5309	5576	2630	4870	5116
		CLOSED & OPEN & OPEN (COO)			FILE & FILE & OPEN (FFO)			FILE & OPEN OPEN (FOO)			OPEN & OPEN OPEN (OOO)		
		Journal Laminate	Flintwood	Veneer	Journal Laminate	Flintwood	Veneer	Journal Laminate	Flintwood	Veneer	Journal Laminate	Flintwood	Veneer
20 / 508	48 / 1219	1683	3115	3269	1962	3631	3813	1757	3254	3417	1647	3052	3204
20 / 508	72 / 1829	1955	3623	3802	2252	4173	4382	2037	3770	3959	1927	3572	3750
20 / 508	90 / 2286	2256	4181	4389	2478	4588	4817	2247	4162	4370	2139	3960	4160
20 / 508	96 / 2438	2327	4306	4524	2557	4737	4974	2320	4298	4512	2210	4090	4295
24 / 610	48 / 1219	1747	3236	3400	2027	3754	3943	1824	3379	3547	1718	3182	3341
24 / 610	72 / 1829	2023	3748	3935	2319	4295	4511	2102	3892	4088	1998	3703	3886
24 / 610	90 / 2286	2325	4304	4519	2543	4710	4945	2315	4287	4500	2211	4092	4297
24 / 610	96 / 2438	2393	4431	4653	2626	4862	5104	2388	4421	4645	2279	4221	4435

Only a selection of Storage configurations are shown. For a complete list of pricing, refer to the Specification Software.

If Grommet is specified, add 30

If Scallop is specified, add 57

If Module Black is specified, add 208

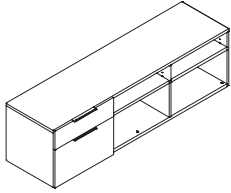
If Module White is specified, add 290

If Notch is specified, add 13

If Lock is specified, add 71 for each lock

CJGY

**Three Storage, Integral Top,
1.5 High**



WHAT'S INCLUDED

1 cabinet with back (as specified), credenza top (as specified), credenza base (if specified), hinged door(s) (if specified), box/file (if specified), pulls (as specified), scallop or module (if specified), lock and keys (if specified). Wall Mount back style (if specified), wall cleat and hardware is included.

NOTES

Top is included.

Base is included.

Open and closed storage options have 1 height-adjustable shelf.

48" and 72" widths have a single instead of a double door. The center storage door will have a left handle and right swing orientation.

90" and 96" widths have double doors.

Wall Mount back style is only available for 20" depth.

Electrical access back will only be applicable for Open and Closed storage options.

Electrical is specified over the Left, Center, or Right Storage option, and are located at the center of the storage option specified.

For Wood Grain Directions, see the *Application Guide* section.

PRODUCT OPTIONS

Base & Back Style	Left Storage	Center Storage	Right Storage	Depth	Width
S Standard (Levelers), Unfinished Back	B Box/File	B Box/File	B Box/File	20, 24	48, 72, 90, 96
F Standard (Levelers), Finished Back	C Closed	C Closed	C Closed		
A Standard (Levelers), Electrical Access Back	O Open	O Open	O Open		
W Elevated, Wall Mount					
M Elevated, Wall Mount Electrical Access Back					
U Elevated by Base, Unfinished Back					
B Elevated by Base, Finished Back					
E Elevated by Base, Electrical Access Back					

SAMPLE ORDER CODE

CJGY U	B	F	F	20	48
---------------	----------	----------	----------	-----------	-----------

PRODUCT OPTIONS (CONTINUED)

Case Finish	Electrical	Base Finish (only for Base & Back Style U, B, E)	Pull Style	Pull & Grommet Finish	Lock Option
Flintwood	N None	7 Platinum	R Rectangular	7 Platinum	N No Lock
Veneer	G Left Grommet	V Very White	J Journal	V Very White	K Key Alike
Journal Laminate	H Center Grommet	E Ebony		E Ebony	R Random
	I Right Grommet	X Anthracite		X Anthracite	
	J Left Scallop				
	K Center Scallop				
	L Right Scallop				
	O Left Module White				
	P Left Module Black				
	Q Center Module White				
	R Center Module Black				
	S Right Module White				
	T Right Module Black				
	U Center Notch				
	V Right Notch				
	W Left Notch				

SAMPLE ORDER CODE (CONTINUED)

FX	N	L	J	V	K
-----------	----------	----------	----------	----------	----------

See Pricing on the following page.

CJGY

Three Storage, Integral Top,
1.5 High (Continued)

DIMENSIONS
INCHES / MM

PRICING

DIMENSIONS		CASE FINISH											
INCHES / MM		STANDARD, UNFINISHED BACK (S)											
		LEFT, RIGHT & CENTER STORAGE											
		BOX/FILE & BOX/FILE & OPEN (BBO)			BOX/FILE & BOX/FILE & CLOSED (BBC)			BOX/FILE & BOX/FILE & BOX/FILE (BBB)			BOX/FILE & CLOSED & OPEN (BCO)		
D	W	Journal Laminate	Flintwood	Veneer	Journal Laminate	Flintwood	Veneer	Journal Laminate	Flintwood	Veneer	Journal Laminate	Flintwood	Veneer
20 / 508	48 / 1219	2131	3946	4145	2264	4193	4406	2451	4538	4766	1946	3603	3783
20 / 508	72 / 1829	2372	4391	4613	2520	4666	4898	2712	5024	5275	2176	4033	4236
20 / 508	90 / 2286	2552	4728	4966	2804	5192	5453	2912	5394	5662	2445	4527	4753
20 / 508	96 / 2438	2625	4860	5103	2886	5346	5617	2997	5548	5826	2515	4657	4892
24 / 610	48 / 1219	2204	4086	4291	2340	4333	4550	2525	4677	4911	2020	3740	3929
24 / 610	72 / 1829	2446	4529	4756	2595	4802	5045	2786	5159	5420	2252	4171	4381
24 / 610	90 / 2286	2627	4865	5107	2880	5331	5600	2986	5532	5809	2520	4667	4899
24 / 610	96 / 2438	2699	5000	5249	2961	5484	5759	3072	5687	5974	2593	4798	5037
		BOX/FILE & CLOSED & CLOSED (BCC)			BOX/FILE & OPEN & OPEN (BOO)			CLOSED & CLOSED & CLOSED (CCC)			CLOSED & CLOSED & OPEN (CCO)		
D	W	Journal Laminate	Flintwood	Veneer	Journal Laminate	Flintwood	Veneer	Journal Laminate	Flintwood	Veneer	Journal Laminate	Flintwood	Veneer
20 / 508	48 / 1219	2079	3851	4044	1813	3356	3525	1893	3506	3682	1760	3258	3423
20 / 508	72 / 1829	2327	4306	4524	2028	3760	3946	2131	3947	4147	1984	3675	3858
20 / 508	90 / 2286	2697	4995	5243	2192	4060	4264	2589	4794	5033	2337	4327	4543
20 / 508	96 / 2438	2778	5146	5401	2252	4173	4382	2669	4943	5191	2406	4456	4679
24 / 610	48 / 1219	2154	3988	4188	1888	3495	3668	1967	3645	3827	1834	3396	3566
24 / 610	72 / 1829	2401	4445	4669	2103	3894	4092	2205	4087	4292	2060	3813	4005
24 / 610	90 / 2286	2772	5132	5389	2269	4200	4411	2663	4932	5178	2413	4467	4689
24 / 610	96 / 2438	2854	5283	5548	2328	4308	4526	2745	5082	5336	2481	4595	4826
		CLOSED & OPEN & OPEN (COO)			OPEN & OPEN & OPEN (OOO)								
D	W	Journal Laminate	Flintwood	Veneer	Journal Laminate	Flintwood	Veneer						
20 / 508	48 / 1219	1625	3010	3161	1586	2934	3082						
20 / 508	72 / 1829	1837	3401	3572	1793	3321	3486						
20 / 508	90 / 2286	2085	3860	4055	1946	3603	3784						
20 / 508	96 / 2438	2144	3971	4170	1996	3698	3884						
24 / 610	48 / 1219	1699	3149	3307	1662	3080	3235						
24 / 610	72 / 1829	1912	3538	3715	1872	3467	3641						
24 / 610	90 / 2286	2160	4001	4200	2025	3751	3939						
24 / 610	96 / 2438	2219	4111	4316	2075	3847	4038						

Only a selection of Storage configurations are shown. For a complete list of pricing, refer to the Specification Software.

Pricing is continued on the following page.

CJGY

Three Storage, Integral Top,
1.5 High (Continued)

DIMENSIONS
INCHES / MM

PRICING

		CASE FINISH (Continued)											
		STANDARD, FINISHED BACK (F)											
		BOX/FILE & BOX/FILE & OPEN (BBO)			BOX/FILE & BOX/FILE & CLOSED (BBC)			BOX/FILE & BOX/FILE & BOX/FILE (BBB)			BOX/FILE & CLOSED & OPEN (BCO)		
D	W	Journal Laminate	Flintwood	Veneer	Journal Laminate	Flintwood	Veneer	Journal Laminate	Flintwood	Veneer	Journal Laminate	Flintwood	Veneer
20 / 508	48 / 1219	2156	3995	4196	2290	4241	4452	2478	4588	4817	1972	3652	3834
20 / 508	72 / 1829	2397	4439	4660	2545	4713	4950	2739	5069	5324	2203	4082	4287
20 / 508	90 / 2286	2579	4773	5015	2832	5242	5504	2937	5443	5713	2471	4573	4802
20 / 508	96 / 2438	2649	4908	5153	2913	5395	5663	3022	5596	5877	2542	4707	4942
24 / 610	48 / 1219	2231	4133	4338	2365	4381	4598	2551	4722	4960	2045	3790	3979
24 / 610	72 / 1829	2472	4577	4805	2620	4852	5095	2812	5208	5471	2278	4219	4431
24 / 610	90 / 2286	2654	4915	5159	2905	5380	5650	3013	5580	5859	2545	4713	4950
24 / 610	96 / 2438	2726	5047	5300	2987	5533	5810	3097	5735	6024	2617	4844	5088
		BOX/FILE & CLOSED & CLOSED (BCC)			BOX/FILE & OPEN & OPEN (BOO)			CLOSED & CLOSED & CLOSED (CCC)			CLOSED & CLOSED & OPEN (CCO)		
D	W	Journal Laminate	Flintwood	Veneer	Journal Laminate	Flintwood	Veneer	Journal Laminate	Flintwood	Veneer	Journal Laminate	Flintwood	Veneer
20 / 508	48 / 1219	2103	3896	4094	1837	3403	3574	1919	3554	3733	1785	3306	3473
20 / 508	72 / 1829	2351	4356	4572	2054	3807	3999	2159	3997	4199	2011	3724	3910
20 / 508	90 / 2286	2723	5041	5295	2219	4111	4316	2615	4841	5084	2363	4376	4594
20 / 508	96 / 2438	2804	5192	5453	2278	4219	4431	2696	4991	5241	2433	4505	4732
24 / 610	48 / 1219	2180	4036	4239	1913	3541	3719	1993	3691	3879	1861	3445	3617
24 / 610	72 / 1829	2426	4494	4718	2130	3945	4144	2232	4135	4343	2085	3860	4055
24 / 610	90 / 2286	2797	5179	5440	2292	4246	4460	2690	4980	5232	2437	4512	4741
24 / 610	96 / 2438	2880	5331	5597	2354	4359	4579	2771	5128	5386	2508	4645	4877
		CLOSED & OPEN & OPEN (COO)			OPEN & OPEN & OPEN (OOO)								
D	W	Journal Laminate	Flintwood	Veneer	Journal Laminate	Flintwood	Veneer						
20 / 508	48 / 1219	1654	3060	3212	1612	2985	3133						
20 / 508	72 / 1829	1863	3449	3623	1820	3371	3538						
20 / 508	90 / 2286	2111	3910	4105	1974	3654	3837						
20 / 508	96 / 2438	2169	4017	4219	2024	3749	3938						
24 / 610	48 / 1219	1726	3198	3357	1690	3131	3287						
24 / 610	72 / 1829	1937	3588	3767	1898	3516	3692						
24 / 610	90 / 2286	2187	4046	4248	2052	3801	3993						
24 / 610	96 / 2438	2245	4156	4364	2103	3894	4092						

Only a selection of Storage configurations are shown. For a complete list of pricing, refer to the Specification Software.

Pricing is continued on the following page.

CJGY

Three Storage, Integral Top,
1.5 High (Continued)

DIMENSIONS
INCHES / MM

PRICING

CASE FINISH (Continued)

STANDARD, ELECTRICAL ACCESS BACK (A)

LEFT, RIGHT & CENTER STORAGE

D	W	BOX/FILE & BOX/FILE & OPEN (BBO)			BOX/FILE & BOX/FILE & CLOSED (BBC)			BOX/FILE & CLOSED & OPEN (BCO)			BOX/FILE & CLOSED & CLOSED (BCC)		
		Journal Laminate	Flintwood	Veneer	Journal Laminate	Flintwood	Veneer	Journal Laminate	Flintwood	Veneer	Journal Laminate	Flintwood	Veneer
20 / 508	48 / 1219	2230	4128	4335	2364	4377	4595	2044	3784	3975	2176	4033	4236
20 / 508	72 / 1829	2545	4713	4950	2694	4988	5240	2351	4357	4573	2500	4628	4863
20 / 508	90 / 2286	2786	5159	5420	3039	5628	5909	2680	4964	5212	2931	5428	5698
20 / 508	96 / 2438	2880	5331	5597	3144	5819	6107	2771	5128	5386	3032	5617	5897
24 / 610	48 / 1219	2305	4268	4481	2438	4514	4741	2119	3922	4119	2252	4171	4380
24 / 610	72 / 1829	2620	4853	5096	2770	5126	5382	2427	4496	4719	2575	4770	5007
24 / 610	90 / 2286	2862	5300	5566	3115	5768	6056	2753	5098	5355	3006	5567	5845
24 / 610	96 / 2438	2955	5472	5747	3216	5955	6255	2845	5269	5532	3106	5754	6042

BOX/FILE & OPEN & OPEN (BOO) CLOSED & CLOSED & CLOSED (CCC) CLOSED & CLOSED & OPEN (CCO) CLOSED & OPEN & OPEN (COO)

D	W	BOX/FILE & OPEN & OPEN (BOO)			CLOSED & CLOSED & CLOSED (CCC)			CLOSED & CLOSED & OPEN (CCO)			CLOSED & OPEN & OPEN (COO)		
		Journal Laminate	Flintwood	Veneer	Journal Laminate	Flintwood	Veneer	Journal Laminate	Flintwood	Veneer	Journal Laminate	Flintwood	Veneer
20 / 508	48 / 1219	1909	3537	3714	1992	3686	3871	1859	3441	3613	1725	3193	3354
20 / 508	72 / 1829	2203	4083	4289	2306	4271	4486	2160	3999	4199	2011	3724	3912
20 / 508	90 / 2286	2427	4496	4719	2823	5229	5490	2572	4763	5001	2319	4295	4510
20 / 508	96 / 2438	2508	4645	4877	2924	5415	5684	2660	4927	5175	2398	4442	4663
24 / 610	48 / 1219	1985	3676	3859	2067	3827	4016	1934	3580	3760	1799	3330	3500
24 / 610	72 / 1829	2279	4221	4434	2381	4413	4632	2234	4139	4343	2086	3863	4058
24 / 610	90 / 2286	2502	4634	4865	2898	5367	5634	2645	4899	5147	2394	4436	4656
24 / 610	96 / 2438	2581	4780	5023	3000	5553	5829	2736	5067	5322	2474	4582	4811

OPEN & OPEN
OPEN (OOO)

D	W	OPEN & OPEN OPEN (OOO)		
		Journal Laminate	Flintwood	Veneer
20 / 508	48 / 1219	1689	3129	3285
20 / 508	72 / 1829	1979	3663	3848
20 / 508	90 / 2286	2196	4065	4268
20 / 508	96 / 2438	2269	4199	4410
24 / 610	48 / 1219	1768	3275	3438
24 / 610	72 / 1829	2057	3809	4002
24 / 610	90 / 2286	2275	4212	4422
24 / 610	96 / 2438	2347	4348	4563

ELEVATED, WALL MOUNT (W)

LEFT, RIGHT & CENTER STORAGE

D	W	CLOSED & CLOSED & CLOSED (CCC)			CLOSED & CLOSED & OPEN (CCO)			CLOSED & OPEN & OPEN (COO)			OPEN & OPEN & OPEN (OOO)		
		Journal Laminate	Flintwood	Veneer	Journal Laminate	Flintwood	Veneer	Journal Laminate	Flintwood	Veneer	Journal Laminate	Flintwood	Veneer
20 / 508	48 / 1219	1921	3558	3735	1788	3309	3475	1655	3062	3217	1614	2988	3138
20 / 508	72 / 1829	2134	3953	4152	1987	3680	3863	1839	3407	3575	1795	3325	3489
20 / 508	90 / 2286	2631	4873	5119	2379	4408	4627	2129	3942	4140	1992	3689	3876
20 / 508	96 / 2438	2726	5047	5301	2463	4561	4792	2201	4076	4280	2057	3809	4002

Only a selection of Storage configurations are shown. For a complete list of pricing, refer to the Specification Software.

Pricing is continued on the following page.

CJGY

Three Storage, Integral Top,
1.5 High (Continued)

DIMENSIONS
INCHES / MM

PRICING

CASE FINISH (Continued)

ELEVATED, WALL MOUNT, ELECTRICAL ACCESS BACK (M)

LEFT, RIGHT & CENTER STORAGE

D	W	CLOSED & CLOSED & CLOSED (CCC)			CLOSED & CLOSED & OPEN (CCO)			CLOSED & OPEN & OPEN (COO)			OPEN & OPEN & OPEN (OOO)		
		Journal Laminate	Flintwood	Veneer	Journal Laminate	Flintwood	Veneer	Journal Laminate	Flintwood	Veneer	Journal Laminate	Flintwood	Veneer
20 / 508	48 / 1219	2051	3799	3988	1919	3553	3731	1785	3305	3471	1752	3246	3408
20 / 508	72 / 1829	2395	4437	4657	2247	4162	4370	2100	3887	4083	2072	3835	4029
20 / 508	90 / 2286	2932	5430	5704	2682	4966	5213	2428	4497	4722	2311	4278	4495
20 / 508	96 / 2438	3039	5629	5913	2777	5145	5401	2515	4656	4891	2392	4425	4649

ELEVATED BY BASE, UNFINISHED BACK (U)

D	W	BOX/FILE & BOX/FILE & OPEN (BBO)			BOX/FILE & BOX/FILE & CLOSED (BBC)			BOX/FILE & BOX/FILE & BOX/FILE (BBB)			BOX/FILE & CLOSED & OPEN (BCO)		
		Journal Laminate	Flintwood	Veneer	Journal Laminate	Flintwood	Veneer	Journal Laminate	Flintwood	Veneer	Journal Laminate	Flintwood	Veneer
20 / 508	48 / 1219	2227	4124	4331	2362	4372	4591	2546	4715	4952	2042	3780	3971
20 / 508	72 / 1829	2480	4592	4823	2629	4867	5112	2822	5225	5487	2288	4236	4447
20 / 508	90 / 2286	2673	4950	5197	2924	5416	5685	3032	5617	5897	2566	4748	4988
20 / 508	96 / 2438	2748	5089	5342	3010	5574	5853	3119	5777	6066	2639	4886	5128
24 / 610	48 / 1219	2305	4268	4481	2438	4514	4741	2625	4860	5103	2119	3922	4120
24 / 610	72 / 1829	2557	4737	4974	2706	5011	5263	2899	5368	5635	2365	4380	4597
24 / 610	90 / 2286	2750	5094	5350	3002	5560	5838	3110	5759	6047	2642	4893	5141
24 / 610	96 / 2438	2826	5233	5496	3088	5719	6005	3197	5921	6216	2717	5030	5281

D	W	BOX/FILE & CLOSED & CLOSED (BCC)			BOX/FILE & OPEN & OPEN (BOO)			CLOSED & CLOSED & CLOSED (CCC)			CLOSED & CLOSED & OPEN (CCO)		
		Journal Laminate	Flintwood	Veneer	Journal Laminate	Flintwood	Veneer	Journal Laminate	Flintwood	Veneer	Journal Laminate	Flintwood	Veneer
20 / 508	48 / 1219	2174	4029	4232	1908	3533	3710	1991	3684	3867	1856	3437	3609
20 / 508	72 / 1829	2434	4509	4735	2139	3960	4160	2242	4152	4359	2095	3879	4070
20 / 508	90 / 2286	2816	5215	5475	2313	4284	4497	2709	5016	5268	2456	4550	4776
20 / 508	96 / 2438	2900	5372	5642	2376	4398	4620	2793	5172	5429	2530	4684	4918
24 / 610	48 / 1219	2252	4171	4381	1985	3677	3860	2067	3827	4017	1934	3581	3761
24 / 610	72 / 1829	2513	4652	4886	2217	4105	4308	2319	4295	4510	2170	4022	4221
24 / 610	90 / 2286	2894	5359	5629	2391	4424	4649	2786	5159	5418	2535	4693	4928
24 / 610	96 / 2438	2980	5518	5794	2453	4543	4771	2870	5314	5582	2608	4828	5069

D	W	CLOSED & OPEN & OPEN (COO)			OPEN & OPEN & OPEN (OOO)		
		Journal Laminate	Flintwood	Veneer	Journal Laminate	Flintwood	Veneer
20 / 508	48 / 1219	1721	3189	3350	1687	3123	3279
20 / 508	72 / 1829	1946	3603	3783	1908	3533	3710
20 / 508	90 / 2286	2203	4083	4289	2073	3838	4032
20 / 508	96 / 2438	2269	4199	4408	2127	3941	4139
24 / 610	48 / 1219	1800	3332	3501	1768	3276	3441
24 / 610	72 / 1829	2023	3748	3935	1992	3686	3871
24 / 610	90 / 2286	2282	4229	4440	2155	3993	4192
24 / 610	96 / 2438	2346	4343	4561	2211	4092	4297

Only a selection of Storage configurations are shown. For a complete list of pricing, refer to the Specification Software.

Pricing is continued on the following page.

CJGY

Three Storage, Integral Top,
1.5 High (Continued)

DIMENSIONS
INCHES / MM

PRICING

D		W		CASE FINISH (Continued)									
				ELEVATED BY BASE, FINISHED BACK (B)									
		BOX/FILE & BOX/FILE & OPEN (BBO)			BOX/FILE & BOX/FILE & CLOSED (BBC)			BOX/FILE & BOX/FILE & BOX/FILE (BBB)			BOX/FILE & CLOSED & OPEN (BCO)		
		Journal Laminate	Flintwood	Veneer	Journal Laminate	Flintwood	Veneer	Journal Laminate	Flintwood	Veneer	Journal Laminate	Flintwood	Veneer
20 / 508	48 / 1219	2254	4174	4384	2388	4420	4642	2573	4765	5002	2067	3828	4022
20 / 508	72 / 1829	2506	4641	4871	2654	4915	5159	2847	5272	5536	2313	4284	4497
20 / 508	90 / 2286	2699	4998	5248	2951	5465	5737	3058	5662	5946	2593	4798	5037
20 / 508	96 / 2438	2775	5136	5394	3037	5623	5903	3146	5824	6116	2665	4936	5182
24 / 610	48 / 1219	2330	4318	4533	2465	4563	4793	2649	4908	5153	2144	3972	4171
24 / 610	72 / 1829	2582	4785	5025	2731	5058	5310	2924	5416	5687	2391	4424	4649
24 / 610	90 / 2286	2776	5142	5399	3029	5606	5888	3135	5808	6099	2668	4942	5188
24 / 610	96 / 2438	2852	5280	5545	3112	5765	6055	3222	5968	6266	2743	5077	5331
		BOX/FILE & CLOSED & CLOSED (BCC)			BOX/FILE & OPEN & OPEN (BOO)			CLOSED & CLOSED & CLOSED (CCC)			CLOSED & CLOSED & OPEN (CCO)		
		Journal Laminate	Flintwood	Veneer	Journal Laminate	Flintwood	Veneer	Journal Laminate	Flintwood	Veneer	Journal Laminate	Flintwood	Veneer
20 / 508	48 / 1219	2201	4076	4280	1934	3581	3762	2015	3733	3918	1880	3483	3659
20 / 508	72 / 1829	2462	4558	4785	2166	4008	4210	2269	4199	4410	2119	3922	4120
20 / 508	90 / 2286	2843	5265	5527	2339	4331	4548	2734	5063	5319	2481	4596	4827
20 / 508	96 / 2438	2927	5421	5693	2402	4447	4672	2818	5219	5479	2554	4734	4969
24 / 610	48 / 1219	2278	4219	4431	2011	3724	3912	2094	3877	4068	1960	3627	3809
24 / 610	72 / 1829	2539	4701	4938	2242	4152	4360	2346	4343	4561	2197	4067	4271
24 / 610	90 / 2286	2921	5408	5679	2419	4475	4700	2811	5207	5469	2560	4741	4979
24 / 610	96 / 2438	3004	5563	5843	2479	4591	4822	2897	5363	5631	2633	4878	5121
		CLOSED & OPEN & OPEN (COO)			OPEN & OPEN OPEN (OOO)								
		Journal Laminate	Flintwood	Veneer	Journal Laminate	Flintwood	Veneer						
20 / 508	48 / 1219	1747	3236	3400	1713	3174	3332						
20 / 508	72 / 1829	1972	3652	3834	1936	3586	3765						
20 / 508	90 / 2286	2231	4131	4336	2101	3889	4086						
20 / 508	96 / 2438	2292	4244	4459	2155	3989	4190						
24 / 610	48 / 1219	1825	3381	3548	1796	3326	3493						
24 / 610	72 / 1829	2049	3794	3985	2018	3738	3922						
24 / 610	90 / 2286	2307	4273	4490	2184	4041	4243						
24 / 610	96 / 2438	2370	4389	4612	2239	4144	4351						

Only a selection of Storage configurations are shown. For a complete list of pricing, refer to the Specification Software.

Pricing is continued on the following page.

CJGY

Three Storage, Integral Top,
1.5 High (Continued)

DIMENSIONS
INCHES / MM

PRICING

		CASE FINISH (Continued)											
		ELEVATED BY BASE, ELECTRICAL ACCESS BACK (E)											
		LEFT, RIGHT & CENTER STORAGE											
		BOX/FILE & BOX/FILE & OPEN (BBO)			BOX/FILE & BOX/FILE & CLOSED (BBC)			BOX/FILE & CLOSED & OPEN (BCO)			BOX/FILE & CLOSED & CLOSED (BCC)		
D	W	Journal Laminate	Flintwood	Veneer	Journal Laminate	Flintwood	Veneer	Journal Laminate	Flintwood	Veneer	Journal Laminate	Flintwood	Veneer
20 / 508	48 / 1219	2327	4306	4524	2458	4556	4784	2140	3964	4162	2274	4210	4420
20 / 508	72 / 1829	2655	4917	5163	2804	5191	5450	2462	4559	4788	2609	4833	5075
20 / 508	90 / 2286	2906	5382	5653	3159	5850	6142	2800	5183	5444	3051	5650	5932
20 / 508	96 / 2438	3002	5560	5838	3264	6046	6350	2893	5357	5625	3155	5843	6135
24 / 610	48 / 1219	2404	4450	4675	2538	4699	4932	2217	4105	4311	2350	4355	4570
24 / 610	72 / 1829	2732	5061	5313	2881	5334	5602	2540	4703	4938	2687	4975	5225
24 / 610	90 / 2286	2985	5529	5806	3236	5995	6293	2877	5328	5595	3129	5794	6084
24 / 610	96 / 2438	3080	5704	5987	3341	6190	6499	2972	5502	5778	3234	5987	6287
		BOX/FILE & OPEN & OPEN (BOO)			CLOSED & CLOSED & CLOSED (CCC)			CLOSED & CLOSED & OPEN (CCO)			CLOSED & OPEN & OPEN (COO)		
D	W	Journal Laminate	Flintwood	Veneer	Journal Laminate	Flintwood	Veneer	Journal Laminate	Flintwood	Veneer	Journal Laminate	Flintwood	Veneer
20 / 508	48 / 1219	2008	3714	3901	2087	3864	4059	1953	3619	3800	1820	3371	3540
20 / 508	72 / 1829	2315	4287	4500	2417	4474	4700	2270	4202	4413	2122	3927	4123
20 / 508	90 / 2286	2546	4717	4953	2943	5449	5722	2691	4985	5234	2439	4518	4743
20 / 508	96 / 2438	2630	4871	5117	3047	5645	5925	2784	5154	5415	2522	4670	4904
24 / 610	48 / 1219	2083	3858	4054	2166	4009	4211	2030	3762	3951	1898	3515	3691
24 / 610	72 / 1829	2392	4425	4649	2494	4618	4849	2346	4345	4562	2198	4069	4272
24 / 610	90 / 2286	2626	4862	5104	3022	5595	5874	2770	5126	5384	2516	4660	4894
24 / 610	96 / 2438	2709	5016	5268	3124	5785	6075	2862	5299	5563	2600	4814	5055
		OPEN & OPEN OPEN (OOO)											
D	W	Journal Laminate	Flintwood	Veneer									
20 / 508	48 / 1219	1790	3315	3482									
20 / 508	72 / 1829	2095	3879	4070									
20 / 508	90 / 2286	2321	4299	4515									
20 / 508	96 / 2438	2397	4440	4663									
24 / 610	48 / 1219	1872	3468	3642									
24 / 610	72 / 1829	2175	4031	4233									
24 / 610	90 / 2286	2405	4452	4677									
24 / 610	96 / 2438	2480	4592	4823									

Only a selection of Storage configurations are shown. For a complete list of pricing, refer to the Specification Software.

If Grommet is specified, add 30

If Scallop is specified, add 57

If Module Black is specified, add 208

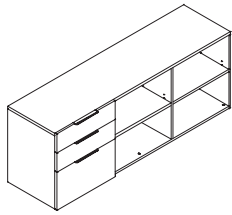
If Module White is specified, add 290

If Notch is specified, add 13

If Lock is specified, add 71 for each lock

C J G Z

Three Storage, Integral Top, 2 High



WHAT'S INCLUDED

1 cabinet with back (as specified), credenza top (as specified), credenza base (if specified), hinged door(s) (if specified), box/box/file or file/file (if specified), pulls (as specified), scallop or module (if specified), lock and keys (if specified).

NOTES

Top is included.

Open and closed storage options have 1 height-adjustable shelf.

48" and 72" widths have a single instead of a double door. The center storage door will have a left handle and right swing orientation.

90" and 96" widths have double doors.

Electrical access back will only be applicable for Open and Closed storage options.

Electrical is specified over the Left, Center, or Right Storage option, and are located at the center of the storage option specified.

For Wood Grain Directions, see the *Application Guide* section.

PRODUCT OPTIONS

Base & Back Style	Left Storage	Center Storage	Right Storage	Depth	Width
S Standard (Levelers), Unfinished Back	B Box/Box/File	B Box/Box/File	B Box/Box/File	20, 24	48, 72, 90, 96
F Standard (Levelers), Finished Back	F File/File	F File/File	F File/File		
A Standard (Levelers), Electrical Access Back	C Closed O Open	C Closed O Open	C Closed O Open		

SAMPLE ORDER CODE

CJGZ S	B	F	F	20	48
---------------	----------	----------	----------	-----------	-----------

PRODUCT OPTIONS (CONTINUED)

Case Finish	Electrical	Pull Style	Pull & Grommet Finish	Lock Option
Flintwood	N None	R Rectangular	7 Platinum	N No Lock
Veneer	G Left Grommet	J Journal	V Very White	K Key Alike
Journal Laminate	H Center Grommet		E Ebony	R Random
	I Right Grommet		X Anthracite	
	J Left Scallop			
	K Center Scallop			
	L Right Scallop			
	O Left Module White			
	P Left Module Black			
	Q Center Module White			
	R Center Module Black			
	S Right Module White			
	T Right Module Black			
	U Center Notch			
	V Right Notch			
	W Left Notch			

SAMPLE ORDER CODE (CONTINUED)

FX	N	J	V	K
-----------	----------	----------	----------	----------

See Pricing on the following page.

C J G Z

Three Storage, Integral Top, 2 High
(Continued)

DIMENSIONS
INCHES / MM

PRICING

D		W		CASE FINISH									
STANDARD, UNFINISHED BACK (S)													
LEFT, RIGHT & CENTER STORAGE													
BOX/BOX/FILE & BOX/BOX/FILE & OPEN (BBO)		BOX/BOX/FILE & BOX/BOX/FILE & CLOSED (BBC)			BOX/BOX & BOX/BOX/FILE & FILE (BBF)			BOX/BOX & BOX/BOX/FILE & BOX/BOX (BBB)					
Journal Laminate	Flintwood	Veneer	Journal Laminate	Flintwood	Veneer	Journal Laminate	Flintwood	Veneer	Journal Laminate	Flintwood	Veneer		
20 / 508	48 / 1219	2665	4936	5182	2819	5220	5480	3061	5671	5955	3135	5808	6099
20 / 508	72 / 1829	2961	5484	5757	3138	5810	6103	3395	6286	6603	3467	6419	6741
20 / 508	90 / 2286	3183	5897	6191	3474	6433	6756	3637	6736	7074	3715	6882	7227
20 / 508	96 / 2438	3276	6064	6368	3572	6611	6944	3740	6928	7274	3826	7084	7439
24 / 610	48 / 1219	2761	5116	5371	2916	5400	5671	3160	5853	6146	3234	5987	6286
24 / 610	72 / 1829	3059	5663	5948	3235	5990	6291	3492	6466	6791	3562	6598	6929
24 / 610	90 / 2286	3280	6075	6380	3572	6613	6944	3735	6918	7264	3813	7062	7417
24 / 610	96 / 2438	3373	6247	6557	3666	6791	7132	3837	7107	7463	3921	7264	7626
BOX/BOX/FILE & FILE/FILE & OPEN (BFO)		BOX/BOX/FILE & FILE/FILE & FILE (BFF)			BOX/BOX/FILE & CLOSED & OPEN (BCO)			BOX/BOX/FILE & CLOSED & CLOSED (BCC)					
Journal Laminate	Flintwood	Veneer	Journal Laminate	Flintwood	Veneer	Journal Laminate	Flintwood	Veneer	Journal Laminate	Flintwood	Veneer		
20 / 508	48 / 1219	2593	4799	5039	2988	5536	5814	2347	4348	4565	2502	4632	4864
20 / 508	72 / 1829	2891	5352	5620	3323	6155	6462	2633	4878	5123	2811	5206	5468
20 / 508	90 / 2286	3104	5750	6039	3560	6592	6922	2943	5447	5721	3233	5986	6285
20 / 508	96 / 2438	3190	5908	6205	3656	6772	7111	3021	5592	5872	3315	6139	6447
24 / 610	48 / 1219	2690	4979	5230	3088	5719	6004	2445	4526	4751	2598	4812	5054
24 / 610	72 / 1829	2986	5532	5809	3422	6335	6653	2731	5058	5309	2907	5384	5654
24 / 610	90 / 2286	3204	5931	6228	3656	6772	7111	3039	5628	5909	3329	6164	6475
24 / 610	96 / 2438	3287	6089	6393	3753	6951	7299	3118	5774	6061	3413	6320	6636
BOX/BOX/FILE & CLOSED & FILE/FILE (BFC)		BOX/BOX/FILE & CLOSED & OPEN (BOO)			CLOSED & CLOSED & CLOSED (CCC)			CLOSED & CLOSED & FILE (CCF)					
Journal Laminate	Flintwood	Veneer	Journal Laminate	Flintwood	Veneer	Journal Laminate	Flintwood	Veneer	Journal Laminate	Flintwood	Veneer		
20 / 508	48 / 1219	2747	5087	5339	2194	4062	4265	2185	4044	4244	2427	4496	4721
20 / 508	72 / 1829	3068	5681	5962	2457	4552	4777	2482	4597	4828	2741	5073	5327
20 / 508	90 / 2286	3396	6287	6605	2652	4910	5154	2988	5536	5814	3155	5841	6134
20 / 508	96 / 2438	3486	6455	6778	2724	5046	5299	3060	5667	5952	3229	5982	6283
24 / 610	48 / 1219	2843	5265	5527	2290	4240	4452	2281	4224	4437	2525	4677	4911
24 / 610	72 / 1829	3163	5859	6155	2554	4732	4968	2580	4777	5017	2836	5252	5517
24 / 610	90 / 2286	3493	6468	6792	2748	5090	5344	3088	5719	6004	3251	6020	6322
24 / 610	96 / 2438	3584	6635	6967	2822	5225	5487	3158	5848	6139	3328	6163	6470
CLOSED & CLOSED & OPEN (CCO)		CLOSED & FILE/FILE & FILE/FILE (CFF)			CLOSED & FILE/FILE & OPEN (CFO)			CLOSED & OPEN & OPEN (COO)					
Journal Laminate	Flintwood	Veneer	Journal Laminate	Flintwood	Veneer	Journal Laminate	Flintwood	Veneer	Journal Laminate	Flintwood	Veneer		
20 / 508	48 / 1219	2028	3760	3946	2673	4950	5197	2275	4212	4422	1876	3474	3646
20 / 508	72 / 1829	2306	4270	4485	2997	5548	5826	2565	4746	4985	2130	3944	4144
20 / 508	90 / 2286	2699	5000	5249	3320	6143	6452	2863	5302	5568	2408	4464	4685
20 / 508	96 / 2438	2765	5120	5378	3401	6299	6614	2935	5437	5708	2471	4573	4801
24 / 610	48 / 1219	2127	3939	4139	2770	5127	5385	2372	4391	4613	1974	3654	3835
24 / 610	72 / 1829	2404	4450	4675	3093	5726	6013	2659	4924	5174	2226	4123	4330
24 / 610	90 / 2286	2797	5179	5440	3414	6323	6639	2959	5482	5756	2507	4642	4873
24 / 610	96 / 2438	2862	5300	5566	3500	6480	6803	3032	5617	5897	2567	4751	4991

Only a selection of Storage configurations are shown. For a complete list of pricing, refer to the Specification Software.

Pricing is continued on the following page.

C J G Z

Three Storage, Integral Top, 2 High
(Continued)

DIMENSIONS
INCHES / MM

PRICING

CASE FINISH (Continued)													
STANDARD, UNFINISHED BACK (S) (Continued)													
LEFT, RIGHT & CENTER STORAGE (Continued)													
FILE/FILE & FILE/FILE & FILE/FILE (FFF)			FILE/FILE & FILE/FILE & OPEN (FFO)			FILE/FILE & OPEN OPEN (FOO)			OPEN & OPEN OPEN (OOO)				
D	W	Journal Laminate	Flintwood	Veneer	Journal Laminate	Flintwood	Veneer	Journal Laminate	Flintwood	Veneer	Journal Laminate	Flintwood	Veneer
20 / 508	48 / 1219	2919	5401	5675	2520	4666	4898	2122	3927	4123	1835	3399	3567
20 / 508	72 / 1829	3253	6024	6325	2819	5220	5480	2387	4418	4641	2082	3855	4047
20 / 508	90 / 2286	3481	6447	6771	3028	5605	5886	2573	4765	5003	2256	4181	4389
20 / 508	96 / 2438	3573	6614	6945	3105	5751	6039	2640	4889	5132	2318	4292	4505
24 / 610	48 / 1219	3014	5582	5860	2617	4844	5087	2217	4105	4311	1937	3589	3769
24 / 610	72 / 1829	3350	6201	6512	2916	5400	5671	2482	4597	4828	2185	4045	4247
24 / 610	90 / 2286	3580	6628	6958	3124	5785	6075	2669	4944	5192	2363	4374	4592
24 / 610	96 / 2438	3670	6794	7135	3204	5931	6228	2736	5067	5323	2421	4481	4707
STANDARD, FINISHED BACK (F)													
LEFT, RIGHT & CENTER STORAGE													
BOX/BOX/FILE & BOX/BOX/FILE & OPEN (BBO)			BOX/BOX/FILE & BOX/BOX/FILE & CLOSED (BBC)			BOX/BOX & BOX/BOX/FILE & FILE (BBF)			BOX/BOX & BOX/BOX/FILE & BOX/BOX (BBB)				
D	W	Journal Laminate	Flintwood	Veneer	Journal Laminate	Flintwood	Veneer	Journal Laminate	Flintwood	Veneer	Journal Laminate	Flintwood	Veneer
20 / 508	48 / 1219	2699	5000	5249	2854	5283	5548	3098	5737	6025	3171	5872	6165
20 / 508	72 / 1829	2997	5549	5827	3174	5877	6171	3429	6351	6669	3501	6483	6808
20 / 508	90 / 2286	3219	5960	6259	3508	6498	6822	3675	6803	7143	3751	6948	7296
20 / 508	96 / 2438	3309	6131	6437	3604	6676	7011	3777	6991	7343	3860	7149	7506
24 / 610	48 / 1219	2797	5178	5440	2951	5465	5737	3195	5916	6214	3267	6051	6353
24 / 610	72 / 1829	3094	5727	6015	3271	6056	6360	3528	6530	6859	3599	6663	6996
24 / 610	90 / 2286	3315	6139	6450	3605	6678	7013	3769	6982	7332	3850	7127	7484
24 / 610	96 / 2438	3408	6309	6627	3704	6857	7198	3871	7170	7531	3958	7329	7697
BOX/BOX/FILE & FILE/FILE & OPEN (BFO)			BOX/BOX/FILE & FILE/FILE & FILE/FILE (BFF)			BOX/BOX/FILE & CLOSED & OPEN (BCO)			BOX/BOX/FILE & CLOSED & CLOSED (BCC)				
D	W	Journal Laminate	Flintwood	Veneer	Journal Laminate	Flintwood	Veneer	Journal Laminate	Flintwood	Veneer	Journal Laminate	Flintwood	Veneer
20 / 508	48 / 1219	2626	4863	5106	3024	5602	5882	2381	4413	4632	2536	4697	4932
20 / 508	72 / 1829	2926	5417	5689	3358	6219	6531	2668	4942	5190	2845	5270	5533
20 / 508	90 / 2286	3140	5814	6106	3594	6657	6989	2978	5512	5788	3267	6049	6353
20 / 508	96 / 2438	3226	5974	6270	3691	6836	7176	3054	5657	5940	3351	6204	6515
24 / 610	48 / 1219	2723	5044	5297	3123	5781	6071	2479	4591	4822	2632	4877	5120
24 / 610	72 / 1829	3022	5596	5877	3454	6399	6720	2767	5123	5379	2943	5449	5722
24 / 610	90 / 2286	3238	5996	6293	3691	6837	7180	3074	5692	5977	3364	6230	6542
24 / 610	96 / 2438	3323	6153	6460	3789	7015	7367	3152	5837	6129	3448	6385	6704
BOX/BOX/FILE & CLOSED & FILE/FILE (BCF)			BOX/BOX/FILE & OPEN & OPEN (BOO)			CLOSED & CLOSED & CLOSED (CCC)			CLOSED & CLOSED & FILE (CCF)				
D	W	Journal Laminate	Flintwood	Veneer	Journal Laminate	Flintwood	Veneer	Journal Laminate	Flintwood	Veneer	Journal Laminate	Flintwood	Veneer
20 / 508	48 / 1219	2779	5149	5406	2227	4126	4333	2218	4110	4314	2463	4561	4792
20 / 508	72 / 1829	3102	5745	6032	2493	4616	4846	2517	4663	4895	2775	5138	5396
20 / 508	90 / 2286	3430	6353	6670	2685	4974	5222	3024	5602	5884	3189	5904	6201
20 / 508	96 / 2438	3522	6519	6845	2758	5112	5366	3096	5733	6019	3265	6047	6351
24 / 610	48 / 1219	2878	5329	5596	2325	4305	4523	2317	4290	4502	2560	4741	4978
24 / 610	72 / 1829	3199	5924	6221	2590	4795	5033	2615	4842	5087	2871	5319	5583
24 / 610	90 / 2286	3529	6535	6861	2784	5154	5411	3123	5781	6071	3286	6085	6392
24 / 610	96 / 2438	3618	6698	7037	2856	5291	5555	3192	5913	6208	3363	6227	6540

Only a selection of Storage configurations are shown. For a complete list of pricing, refer to the Specification Software.

Pricing is continued on the following page.

C J G Z

Three Storage, Integral Top, 2 High
(Continued)

DIMENSIONS
INCHES / MM

PRICING

CASE FINISH (Continued)

STANDARD, FINISHED BACK (F) (Continued)

LEFT, RIGHT & CENTER STORAGE (Continued)

D	W	CLOSED & CLOSED & OPEN (CCO)			CLOSED & FILE/FILE & FILE/FILE (CFF)			CLOSED & FILE/FILE & OPEN (CFO)			CLOSED & OPEN & OPEN (COO)		
		Journal Laminate	Flintwood	Veneer	Journal Laminate	Flintwood	Veneer	Journal Laminate	Flintwood	Veneer	Journal Laminate	Flintwood	Veneer
20 / 508	48 / 1219	2066	3825	4015	2707	5015	5266	2310	4275	4493	1909	3537	3714
20 / 508	72 / 1829	2341	4335	4553	3031	5612	5894	2598	4811	5053	2166	4008	4210
20 / 508	90 / 2286	2734	5065	5320	3352	6208	6518	2899	5368	5635	2445	4526	4751
20 / 508	96 / 2438	2800	5184	5445	3437	6364	6683	2971	5501	5777	2506	4640	4870
24 / 610	48 / 1219	2161	4003	4204	2805	5193	5454	2405	4454	4678	2009	3718	3907
24 / 610	72 / 1829	2438	4514	4741	3127	5793	6081	2696	4991	5241	2262	4188	4396
24 / 610	90 / 2286	2832	5243	5507	3450	6389	6707	2995	5547	5826	2542	4707	4942
24 / 610	96 / 2438	2897	5365	5633	3533	6544	6870	3068	5681	5964	2601	4817	5058

FILE/FILE & FILE/FILE & FILE/FILE (FFF) FILE/FILE & FILE/FILE & OPEN (FFO) FILE/FILE & OPEN OPEN (FOO) OPEN & OPEN OPEN (OOO)

D	W	FILE/FILE & FILE/FILE & FILE/FILE (FFF)			FILE/FILE & FILE/FILE & OPEN (FFO)			FILE/FILE & OPEN OPEN (FOO)			OPEN & OPEN OPEN (OOO)		
		Laminate	Flintwood	Veneer	Laminate	Flintwood	Veneer	Laminate	Flintwood	Veneer	Laminate	Flintwood	Veneer
20 / 508	48 / 1219	2952	5468	5740	2553	4729	4966	2155	3989	4190	1872	3467	3641
20 / 508	72 / 1829	3286	6087	6392	2854	5284	5549	2421	4482	4708	2119	3922	4119
20 / 508	90 / 2286	3516	6512	6837	3061	5671	5954	2608	4829	5070	2297	4249	4465
20 / 508	96 / 2438	3605	6678	7013	3140	5814	6106	2674	4952	5203	2354	4359	4579
24 / 610	48 / 1219	3050	5648	5930	2652	4910	5154	2252	4171	4381	1975	3659	3841
24 / 610	72 / 1829	3384	6266	6581	2952	5467	5740	2517	4663	4895	2221	4116	4321
24 / 610	90 / 2286	3615	6692	7026	3159	5850	6142	2705	5010	5261	2399	4443	4666
24 / 610	96 / 2438	3705	6860	7202	3238	5996	6298	2772	5132	5392	2457	4552	4777

STANDARD, ELECTRICAL ACCESS BACK (A)

LEFT, RIGHT & CENTER STORAGE

D	W	BOX/BOX/FILE & BOX/BOX/FILE & OPEN (BBO)			BOX/BOX/FILE & BOX/BOX/FILE & CLOSED (BBC)			BOX/BOX/FILE & FILE/FILE & OPEN (BFO)			BOX/BOX/FILE & CLOSED & OPEN (BCO)		
		Journal Laminate	Flintwood	Veneer	Journal Laminate	Flintwood	Veneer	Journal Laminate	Flintwood	Veneer	Journal Laminate	Flintwood	Veneer
20 / 508	48 / 1219	2777	5143	5400	2931	5428	5698	2703	5005	5256	2458	4556	4784
20 / 508	72 / 1829	3152	5836	6128	3328	6163	6470	3080	5704	5987	2823	5229	5490
20 / 508	90 / 2286	3439	6368	6689	3732	6908	7251	3359	6223	6537	3197	5921	6216
20 / 508	96 / 2438	3553	6577	6908	3848	7126	7484	3467	6421	6743	3297	6105	6410
24 / 610	48 / 1219	2874	5323	5589	3028	5605	5887	2801	5186	5446	2555	4735	4971
24 / 610	72 / 1829	3248	6015	6315	3425	6342	6661	3177	5884	6178	2921	5409	5681
24 / 610	90 / 2286	3536	6547	6874	3827	7085	7441	3458	6403	6723	3294	6100	6404
24 / 610	96 / 2438	3649	6757	7098	3944	7305	7670	3564	6602	6931	3395	6285	6602

BOX/BOX/FILE & CLOSED & CLOSED (BCC) BOX/BOX/FILE & CLOSED & FILE/FILE (BCF) BOX/BOX/FILE & OPEN & OPEN (BOO) CLOSED & CLOSED & CLOSED (CCC)

D	W	BOX/BOX/FILE & CLOSED & CLOSED (BCC)			BOX/BOX/FILE & CLOSED & FILE/FILE (BCF)			BOX/BOX/FILE & OPEN & OPEN (BOO)			CLOSED & CLOSED & CLOSED (CCC)		
		Journal Laminate	Flintwood	Veneer	Journal Laminate	Flintwood	Veneer	Journal Laminate	Flintwood	Veneer	Journal Laminate	Flintwood	Veneer
20 / 508	48 / 1219	2613	4840	5082	2857	5293	5559	2305	4269	4482	2298	4253	4466
20 / 508	72 / 1829	3001	5556	5835	3256	6031	6332	2647	4900	5147	2673	4949	5196
20 / 508	90 / 2286	3487	6458	6781	3652	6762	7100	2906	5382	5653	3246	6010	6310
20 / 508	96 / 2438	3593	6655	6986	3763	6968	7316	3002	5559	5837	3337	6182	6489
24 / 610	48 / 1219	2711	5019	5271	2955	5472	5747	2402	4449	4672	2393	4431	4653
24 / 610	72 / 1829	3098	5736	6024	3355	6211	6520	2745	5082	5336	2770	5127	5385
24 / 610	90 / 2286	3584	6636	6970	3749	6940	7287	3003	5562	5841	3341	6190	6499
24 / 610	96 / 2438	3689	6834	7173	3860	7149	7506	3100	5739	6026	3434	6360	6678

Only a selection of Storage configurations are shown. For a complete list of pricing, refer to the Specification Software.

Pricing is continued on the following page.

C J G Z

Three Storage, Integral Top, 2 High
(Continued)

DIMENSIONS
INCHES / MM

PRICING

D		W		CASE FINISH (Continued)											
				STANDARD, FINISHED BACK (F) (Continued)											
LEFT, RIGHT & CENTER STORAGE (Continued)															
CLOSED & CLOSED & FILE (CCF)		CLOSED & CLOSED & OPEN (CCO)			CLOSED & FILE/FILE & FILE/FILE (CFE)			CLOSED & FILE/FILE & OPEN (CFO)							
Journal Laminate	Flintwood	Veneer	Journal Laminate	Flintwood	Veneer	Journal Laminate	Flintwood	Veneer	Journal Laminate	Flintwood	Veneer	Journal Laminate	Flintwood	Veneer	
20 / 508	48 / 1219	2542	4705	4940	2141	3967	4164	2784	5155	5416	2387	4418	4641		
20 / 508	72 / 1829	2929	5425	5696	2495	4621	4853	3185	5899	6193	2752	5096	5352		
20 / 508	90 / 2286	3409	6313	6631	2955	5472	5747	3573	6615	6950	3119	5776	6064		
20 / 508	96 / 2438	3508	6496	6821	3043	5633	5915	3678	6812	7151	3211	5948	6248		
24 / 610	48 / 1219	2639	4886	5127	2241	4147	4356	2881	5336	5604	2484	4598	4829		
24 / 610	72 / 1829	3026	5603	5885	2594	4801	5044	3282	6077	6381	2849	5275	5541		
24 / 610	90 / 2286	3506	6491	6817	3052	5653	5936	3670	6794	7136	3216	5954	6254		
24 / 610	96 / 2438	3604	6676	7011	3139	5813	6104	3775	6990	7342	3309	6129	6437		
CLOSED & OPEN & OPEN (COO)		FILE/FILE & FILE/FILE & OPEN (FFO)			FILE/FILE & OPEN OPEN (FOO)			OPEN & OPEN OPEN (OOO)							
Journal Laminate	Flintwood	Veneer	Journal Laminate	Flintwood	Veneer	Journal Laminate	Flintwood	Veneer	Journal Laminate	Flintwood	Veneer	Journal Laminate	Flintwood	Veneer	
20 / 508	48 / 1219	1987	3681	3864	2630	4871	5118	2232	4134	4342	1953	3619	3800		
20 / 508	72 / 1829	2319	4295	4510	3009	5571	5850	2575	4770	5007	2282	4231	4442		
20 / 508	90 / 2286	2665	4936	5182	3282	6077	6381	2828	5239	5500	2530	4685	4920		
20 / 508	96 / 2438	2747	5087	5341	3384	6264	6578	2919	5401	5675	2612	4836	5078		
24 / 610	48 / 1219	2085	3860	4055	2728	5053	5304	2329	4314	4529	2058	3811	4003		
24 / 610	72 / 1829	2417	4474	4700	3105	5751	6039	2673	4950	5197	2388	4420	4642		
24 / 610	90 / 2286	2760	5114	5370	3380	6257	6571	2926	5417	5689	2633	4878	5121		
24 / 610	96 / 2438	2844	5268	5531	3479	6444	6766	3014	5582	5860	2716	5029	5280		

Only a selection of Storage configurations are shown. For a complete list of pricing, refer to the Specification Software.

If Grommet is specified, add 30

If Scallop is specified, add 57

If Module Black is specified, add 208

If Module White is specified, add 290

If Notch is specified, add 13

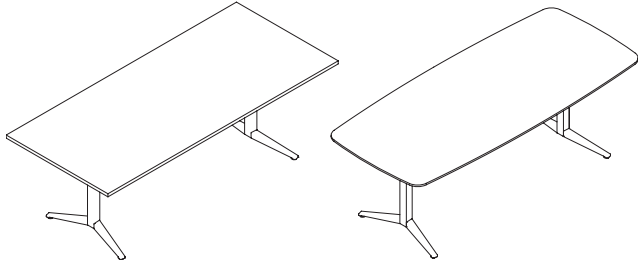
If Lock is specified, add 71 for each lock

tables

tables product map

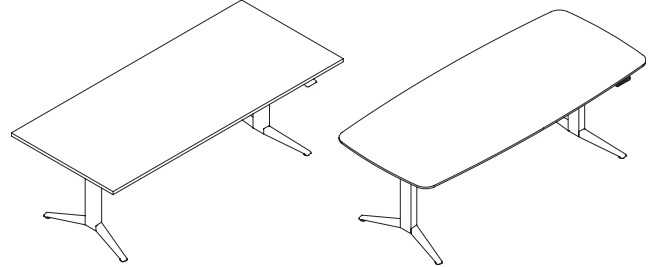
C J T F Table, Fixed Journal Leg

Page 248



C J T A Navigate Table, Height-Adjustable Journal Complete Table

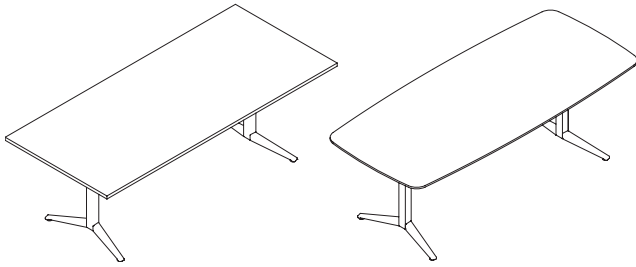
Page 250



tables

CJT F

Table, Fixed Journal Leg



WHAT'S INCLUDED

1 table with 2 Journal legs, worksurface grommet or module (if specified).

NOTES

Flintwood and Veneer tops have a reverse knife edge profile. Laminate has a flat edge profile only.

For Wood Grain Directions, see the *Application Guide* section.

Laminate worksurfaces are only available in a flat edge with edge trim that will match the top.

PRODUCT OPTIONS

Top Style	Depth	Width	Finish	Leg Finish	Electrical	Grommet Finish
R Rectangular Top, Square Edge	32, 38	50, 56, 62, 68, 74, 86	Flintwood	Foundation	N None	7 Platinum
K Eased Corners, Reversed Knife Edge			Veneer	Mica	Q End Grommet	V Very White
			Journal Laminate	Accent	B Center Grommet	E Ebony
					R End Module Black	X Anthracite
					S End Module White	
					E Center Module Black	
					F Center Module White	

SAMPLE ORDER CODE

CJTF R	38	74	DU	52	B	V
---------------	-----------	-----------	-----------	-----------	----------	----------

DIMENSIONS INCHES / MM

D	W
32 / 813	50 / 1270
32 / 813	56 / 1422
32 / 813	62 / 1575
32 / 813	68 / 1727
32 / 813	74 / 1880
32 / 813	86 / 2184
38 / 965	50 / 1270
38 / 965	56 / 1422
38 / 965	62 / 1575
38 / 965	68 / 1727
38 / 965	74 / 1880
38 / 965	86 / 2184

PRICING

TOP, SQUARE EDGE

Journal Laminate	Flintwood	Veneer
1177	1521	1569
1186	1587	1638
1194	1682	1738
1203	1746	1806
1290	1840	1906
1306	1972	2043
1188	1637	1690
1197	1709	1766
1208	1810	1872
1217	1883	1949
1306	1953	2023
1326	2143	2221

See Pricing on the following page.

C J T F
Table, Fixed Journal Leg
(Continued)

DIMENSIONS
INCHES / MM

PRICING

D		W		EASED CORNERS, REVERSED KNIFE EDGE	
		Flintwood	Veneer		
32 / 813	50 / 1270	1669	1725		
32 / 813	56 / 1422	1742	1801		
32 / 813	62 / 1575	1854	1920		
32 / 813	68 / 1727	1926	1995		
32 / 813	74 / 1880	2039	2112		
32 / 813	86 / 2184	2185	2264		
38 / 965	50 / 1270	1806	1868		
38 / 965	56 / 1422	1888	1953		
38 / 965	62 / 1575	2008	2079		
38 / 965	68 / 1727	2089	2163		
38 / 965	74 / 1880	2169	2249		
38 / 965	86 / 2184	2391	2480		

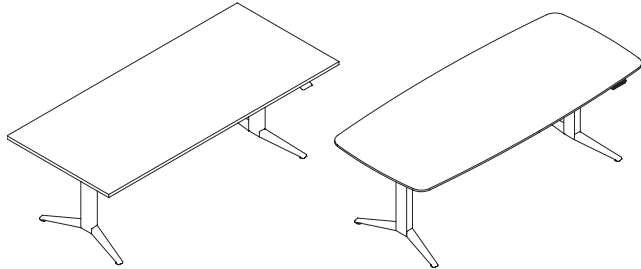
If Grommet is specified, add 30
 If Module Black is specified, add 208
 If Module White is specified, add 290

tables

C J T A

Navigate Table, Height-Adjustable Journal Complete Table

One Table
One Plug



WHAT'S INCLUDED

1 table with height-adjustable base, power and undersurface cable management options (as specified).

NOTES

Flintwood and Veneer tops have an option for square or reverse knife edge profile. Laminate worksurfaces are only available in a flat edge with edge trim that will match the top.

Height range is 24" to 50" (Extended Electric - Journal). Weight capacity of 200 lbs.

Electric base mechanism has 0.1 Watt resting power draw and uses 120V North American control box.

For Switch details and Wood Grain Directions, see the Application Guide section.

Cross Channel Integrated Powerbar option (C) includes 3 outlets + 1 IEC Connection. This IEC connection accepts only one IEC-compatible power accessory (with an IEC cord terminal) at a time.

Undersurface cable management option (5) - Dual Plastic Trays + Powerbar with IEC refers to a Power Rod (with IEC cord terminal) that must be plugged into the IEC connection of the Cross Channel Integrated Powerbar option (C).

Power Bar options Cross Channel Integrated - 4 Outlets (I) and Cross Channel Integrated - 3 Outlets + 1 IEC (C) are not available with 50" and 56" widths.

For more information about the One Table One Plug electrical system, IEC-compatible power accessories and planning with IEC Connection, refer to Complements: *Teknion's Ergonomics & Accessories Program*.

PRODUCT OPTIONS

Base Mechanism	Top Style	Actual Depth	Actual Width	Surface Finish	Base Finish	Switch
9J Extended Electric-Journal (24"-50")	R Rectangular Top, Square Edge K Eased Corners, Reversed Knife Edge	32, 38	50, 56, 62, 68, 74, 86	Foundation Flintwood Natural Veneer	Foundation Mica Accent	D Display with Up/Down Memory T Toggle Up/Down X Display Toggle with Memory and Navigate GPS

SAMPLE ORDER CODE

CJTA 9J	R	32	62	LW	74	X
----------------	----------	-----------	-----------	-----------	-----------	----------

PRODUCT OPTIONS (CONTINUED)

Switch Finish	Power Bar	Undersurface Cable Management	Vertical Wire Carrier	Electrical	Grommet Finish
X Anthracite	N No Power Bar	N None	N None	N None	7 Platinum
7 Platinum	I Cross Channel Integrated - 4 Outlets	1 Cable Organizer with Felt Cover	E Ebony Coordinate	Q End Grommet	V Very White
6 Crisp Grey	C Cross Channel Integrated - 3 Outlets + 1 IEC	2 Cable Organizer with No Cover	7 Platinum Coordinate	R End Module Black	E Ebony
		3 Dual Plastic Trays + Powerbar	V Very White Coordinate	S End Module White	X Anthracite
		4 Dual Plastic Trays			
		5 Dual Plastic Trays + Powerbar with IEC			

SAMPLE ORDER CODE (CONTINUED)

X	I	1	B	B	V
----------	----------	----------	----------	----------	----------

See Pricing on the following page.

C J T A

Navigate Table, Height-Adjustable
Journal Complete Table (Continued)

DIMENSIONS
INCHES / MM

D	W
32 / 813	50 / 1270
32 / 813	56 / 1422
32 / 813	62 / 1575
32 / 813	68 / 1727
32 / 813	74 / 1880
32 / 813	86 / 2184
38 / 965	50 / 1270
38 / 965	56 / 1422
38 / 965	62 / 1575
38 / 965	68 / 1727
38 / 965	74 / 1880
38 / 965	86 / 2184

PRICING

EASED CORNERS, REVERSED KNIFE EDGE	
Flintwood	Veneer
3197	3251
3278	3337
3399	3464
3481	3551
3602	3676
3758	3837
3332	3395
3424	3489
3553	3624
3644	3718
3733	3812
3964	4054

RECTANGULAR TOP, SQUARE EDGE				
Foundation Laminate	Flintwood	Veneer		
32 / 813	50 / 1270	2703	3047	3097
32 / 813	56 / 1422	2721	3123	3175
32 / 813	62 / 1575	2739	3226	3282
32 / 813	68 / 1727	2756	3300	3359
32 / 813	74 / 1880	2852	3403	3468
32 / 813	86 / 2184	2878	3544	3616
38 / 965	50 / 1270	2716	3162	3217
38 / 965	56 / 1422	2734	3246	3301
38 / 965	62 / 1575	2752	3355	3416
38 / 965	68 / 1727	2772	3437	3503
38 / 965	74 / 1880	2869	3516	3587
38 / 965	86 / 2184	2898	3714	3794

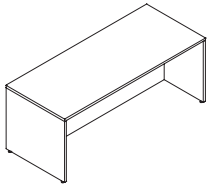
- If Display with Up/Down Memory (D) switch is specified, add 106
- If Display Toggle with Memory and Navigate GPS (X) switch is specified, add 106
- If Dual Plastic Trays are specified, add 32
- If Dual Plastic Trays + Powerbar is specified, add 159
- If Cable Organizer with Felt Cover is specified, add 165
- If Cross Channel Integrated Powerbar - 4 Outlets (I) or 3 Outlets + 1 IEC (C) with No Cable Management is specified, add 139
- If Cross Channel Integrated Powerbar - 4 Outlets (I) or 3 Outlets + 1 IEC (C) + Dual Plastic Trays are specified, add 173
- If Cross Channel Integrated Powerbar - 4 Outlets (I) + Dual Plastic Trays + Powerbar are specified, add 298
- If Cross Channel Integrated Powerbar - 3 Outlets + 1 IEC (C) + Dual Plastic Trays + Powerbar with IEC are specified, add 340
- If Cross Channel Integrated Powerbar - 4 Outlets (I) or 3 Outlets + 1 IEC (C) + Cable Organizer with Felt Cover is specified, add 302
- If Vertical Wire Carrier is specified, add 186
- If End Grommet is specified, add 30
- If End Module Black is specified, add 208
- If End Module White is specified, add 290

desks

desks product map

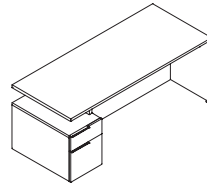
C J D G Desks with Gables

Page 254



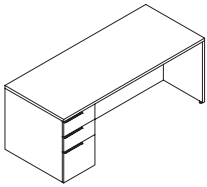
C J D L Desk, 1.5 High Pedestal Box/File

Page 258



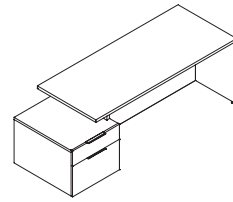
C J D P Desk, 2 High Pedestal Box/Box/File

Page 264



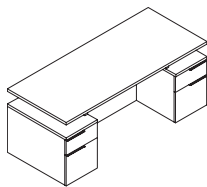
C J D S Desk, Stretch 1.5 High Pedestal Box/File

Page 268



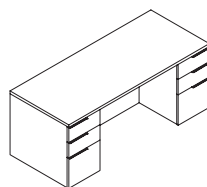
C J D O Desk, Double 1.5 High Pedestal Box/File

Page 272



C J D D Desk, Double 2 High Pedestal

Page 276



C J D G
Desk with Gables

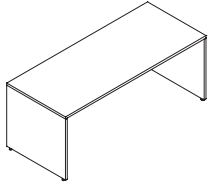
WHAT'S INCLUDED

1 desk with modesty panel (as specified), power trunk (if specified), worksurface grommet or module (if specified).

NOTES

If specified, the power trunk will be located on the opposite side of the pedestal.

For Wood Grain Directions, see the *Application Guide* section.



PRODUCT OPTIONS

Modesty Type	Power Trunk	Depth	Width
F Full Recessed P Partial Recessed	C Left with Wire Management Notch D Left No Notch E Right with Wire Management Notch F Right No Notch N None	30, 32, 36, 42	60, 66, 72, 78, 84, 90, 96

SAMPLE ORDER CODE

CJDG P	C	36	78
---------------	----------	-----------	-----------

PRODUCT OPTIONS (CONTINUED)

Worksurface Finish	Case Finish	Electrical	Grommet Finish
Flintwood Veneer Journal Laminate	Flintwood Veneer Journal Laminate	N None J Left Grommet B Center Grommet K Right Grommet L Left Module Black M Left Module White E Center Module Black F Center Module White O Right Module Black P Right Module White	7 Platinum V Very White E Ebony X Anthracite

SAMPLE ORDER CODE (CONTINUED)

FX	FX	B	V
-----------	-----------	----------	----------

See Pricing on the following page.

C J D G
Desk with Gables (Continued)

DIMENSIONS
INCHES / MM

D	W
30 / 762	60 / 1524
30 / 762	66 / 1676
30 / 762	72 / 1829
30 / 762	78 / 1981
30 / 762	84 / 2134
30 / 762	90 / 2286
30 / 762	96 / 2438
32 / 813	60 / 1524
32 / 813	66 / 1676
32 / 813	72 / 1829
32 / 813	78 / 1981
32 / 813	84 / 2134
32 / 813	90 / 2286
32 / 813	96 / 2438
36 / 914	60 / 1524
36 / 914	66 / 1676
36 / 914	72 / 1829
36 / 914	78 / 1981
36 / 914	84 / 2134
36 / 914	90 / 2286
36 / 914	96 / 2438
42 / 1067	60 / 1524
42 / 1067	66 / 1676
42 / 1067	72 / 1829
42 / 1067	78 / 1981
42 / 1067	84 / 2134
42 / 1067	90 / 2286
42 / 1067	96 / 2438

PRICING

WORKSURFACE FINISH		
Journal Laminate	Flintwood	Veneer
450	819	860
488	887	933
522	947	994
554	1006	1057
580	1053	1105
611	1110	1166
643	1168	1228
469	851	893
505	916	964
543	986	1035
581	1056	1108
594	1080	1136
630	1145	1203
666	1211	1270
502	914	960
546	991	1041
573	1042	1094
602	1094	1150
630	1146	1204
676	1231	1291
723	1312	1379
558	1013	1063
588	1070	1122
621	1128	1184
652	1186	1244
672	1219	1279
727	1320	1386
783	1422	1493

To determine overall price, add Worksurface Finish price and Case Finish price together.

Pricing is continued on the following page.

C J D G

Desk with Gables (Continued)

DIMENSIONS
INCHES / MM

PRICING

DIMENSIONS INCHES / MM		CASE FINISH								
		FULL RECESSED MODESTY (F)								
D	W	NONE (N)			POWER TRUNK NO NOTCH (D, F)			POWER TRUNK WITH NOTCH (C, E)		
		Journal Laminate	Flintwood	Veneer	Journal Laminate	Flintwood	Veneer	Journal Laminate	Flintwood	Veneer
30 / 762	60 / 1524	1197	1712	1796	1875	2678	2812	1884	2691	2826
30 / 762	66 / 1676	1219	1742	1828	1893	2705	2840	1901	2717	2851
30 / 762	72 / 1829	1247	1783	1872	1919	2741	2874	1924	2750	2891
30 / 762	78 / 1981	1278	1825	1917	1942	2775	2915	1951	2786	2926
30 / 762	84 / 2134	1315	1878	1974	1974	2820	2959	1982	2832	2973
30 / 762	90 / 2286	1346	1922	2018	1998	2855	2999	2008	2868	3009
30 / 762	96 / 2438	1373	1963	2062	2022	2891	3032	2030	2900	3046
32 / 813	60 / 1524	1212	1732	1818	1909	2727	2865	1920	2742	2876
32 / 813	66 / 1676	1235	1766	1853	1928	2756	2895	1937	2768	2906
32 / 813	72 / 1829	1261	1800	1891	1950	2785	2924	1959	2797	2937
32 / 813	78 / 1981	1284	1835	1924	1969	2812	2953	1978	2826	2968
32 / 813	84 / 2134	1339	1913	2009	2014	2877	3023	2023	2892	3033
32 / 813	90 / 2286	1363	1948	2045	2037	2907	3054	2045	2922	3068
32 / 813	96 / 2438	1390	1985	2083	2057	2937	3086	2067	2952	3100
36 / 914	60 / 1524	1241	1774	1863	1957	2796	2934	1964	2806	2946
36 / 914	66 / 1676	1262	1803	1892	1974	2820	2959	1982	2832	2973
36 / 914	72 / 1829	1320	1887	1980	2022	2891	3032	2030	2900	3046
36 / 914	78 / 1981	1337	1912	2008	2037	2908	3057	2045	2922	3069
36 / 914	84 / 2134	1376	1964	2064	2068	2953	3102	2075	2966	3112
36 / 914	90 / 2286	1391	1986	2086	2080	2972	3120	2091	2985	3133
36 / 914	96 / 2438	1408	2010	2109	2095	2993	3144	2101	3002	3152
42 / 1067	60 / 1524	1285	1836	1927	2016	2880	3024	2023	2892	3035
42 / 1067	66 / 1676	1322	1891	1985	2045	2923	3071	2054	2935	3081
42 / 1067	72 / 1829	1361	1943	2040	2078	2968	3116	2085	2979	3129
42 / 1067	78 / 1981	1395	1994	2096	2109	3011	3162	2116	3024	3176
42 / 1067	84 / 2134	1450	2072	2175	2153	3075	3229	2162	3088	3241
42 / 1067	90 / 2286	1457	2082	2187	2159	3082	3236	2167	3096	3250
42 / 1067	96 / 2438	1463	2089	2194	2163	3090	3246	2172	3103	3257

To determine overall price, add Worksurface Finish price and Case Finish price together.

Pricing is continued on the following page.

C J D G
Desk with Gables (Continued)

DIMENSIONS
INCHES / MM

PRICING

		CASE FINISH (Continued)								
		PARTIAL RECESSED MODESTY (P)								
		NONE (N)			POWER TRUNK NO NOTCH (D, F)			POWER TRUNK WITH NOTCH (C, E)		
D	W	Journal Laminate	Flintwood	Veneer	Journal Laminate	Flintwood	Veneer	Journal Laminate	Flintwood	Veneer
30 / 762	60 / 1524	1060	1514	1590	1760	2515	2641	1770	2526	2655
30 / 762	66 / 1676	1082	1544	1621	1777	2540	2667	1786	2552	2680
30 / 762	72 / 1829	1109	1586	1666	1803	2575	2702	1812	2588	2718
30 / 762	78 / 1981	1141	1630	1712	1828	2610	2742	1836	2624	2753
30 / 762	84 / 2134	1177	1683	1767	1859	2655	2787	1866	2668	2801
30 / 762	90 / 2286	1208	1725	1813	1884	2690	2825	1892	2702	2836
30 / 762	96 / 2438	1165	1663	1746	1847	2640	2772	1858	2653	2785
32 / 813	60 / 1524	1074	1536	1611	1796	2566	2692	1803	2575	2706
32 / 813	66 / 1676	1100	1569	1647	1814	2593	2721	1824	2604	2734
32 / 813	72 / 1829	1122	1603	1684	1835	2623	2752	1843	2632	2765
32 / 813	78 / 1981	1146	1638	1718	1854	2649	2782	1864	2661	2796
32 / 813	84 / 2134	1202	1716	1801	1899	2716	2851	1908	2726	2863
32 / 813	90 / 2286	1226	1749	1839	1922	2746	2883	1928	2756	2895
32 / 813	96 / 2438	1253	1788	1876	1943	2776	2915	1951	2786	2926
36 / 914	60 / 1524	1103	1576	1656	1842	2631	2764	1850	2644	2776
36 / 914	66 / 1676	1124	1607	1687	1859	2655	2787	1866	2668	2801
36 / 914	72 / 1829	1182	1689	1774	1908	2726	2862	1916	2736	2874
36 / 914	78 / 1981	1202	1714	1800	1922	2746	2883	1928	2756	2895
36 / 914	84 / 2134	1238	1768	1856	1952	2790	2929	1962	2803	2943
36 / 914	90 / 2286	1253	1789	1878	1966	2808	2950	1974	2820	2961
36 / 914	96 / 2438	1268	1813	1902	1979	2827	2970	1987	2837	2980
42 / 1067	60 / 1524	1147	1640	1721	1902	2718	2852	1909	2728	2866
42 / 1067	66 / 1676	1187	1695	1777	1933	2758	2898	1940	2772	2910
42 / 1067	72 / 1829	1221	1746	1835	1963	2804	2944	1971	2816	2956
42 / 1067	78 / 1981	1260	1799	1890	1994	2849	2993	2001	2859	3002
42 / 1067	84 / 2134	1313	1876	1971	2039	2912	3058	2046	2924	3072
42 / 1067	90 / 2286	1318	1884	1978	2044	2921	3065	2051	2931	3079
42 / 1067	96 / 2438	1324	1892	1987	2049	2926	3072	2057	2937	3083

To determine overall price, add Worksurface Finish price and Case Finish price together.

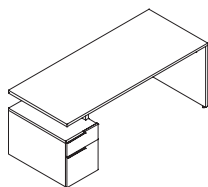
If Grommet is specified, add 30

If Module Black is specified, add 208

If Module White is specified, add 290

C J D L

Desk, 1.5 High Pedestal Box/File



WHAT'S INCLUDED

1 desk with modesty panel (as specified), 1 pedestal box/file, 1 support bracket, power trunk (if specified), pencil tray, worksurface grommet or module (if specified), lock and keys (if specified).

NOTES

4" setback is not available for 60" width desks.

With the 4" setback option, the worksurface will be reduced by 4".

If specified, the power trunk will be located on the opposite side of the pedestal.

For Wood Grain Directions, see the *Application Guide* section.

PRODUCT OPTIONS

Modesty Type	Pedestal Orientation	Power Trunk	Depth	Width	Worksurface Finish
F Full Recessed	A Left Pedestal, Finished Top	A Yes with Wire Management Notch	30, 32, 36, 42	60, 66, 72, 78, 84, 90, 96	Flintwood
P Partial Recessed	B Left Pedestal, Integral Top	B Yes with No Wire Management Notch			Veneer
	C Right Pedestal, Finished Top	N None			Journal Laminate
	D Right Pedestal, Integral Top				
	E Left Pedestal, 4" Setback, Finished Top				
	F Left Pedestal, 4" Setback, Integral Top				
	G Right Pedestal, 4" Setback, Finished Top				
	H Right Pedestal, 4" Setback, Integral Top				

SAMPLE ORDER CODE

CJDL P	A	B	36	78	FX
---------------	----------	----------	-----------	-----------	-----------

PRODUCT OPTIONS (CONTINUED)

Case Finish	Electrical	Pull Style	Pull & Grommet Finish	Spacer Finish	Pedestal Lock
Flintwood	N None	R Rectangular	7 Platinum	Seamless	N No Lock
Veneer	A Panel/Trunk Side Grommet	J Journal	V Very White		K Key Alike
Journal Laminate	B Center Grommet		E Ebony		R Key Random
	C Panel/Trunk Side Module Black		X Anthracite		
	D Panel/Trunk Side Module White				
	E Center Module Black				
	F Center Module White				

SAMPLE ORDER CODE (CONTINUED)

FX	A	R	L	ZI	K
-----------	----------	----------	----------	-----------	----------

See Pricing on the following page.

C J D L
Desk, 1.5 High Pedestal Box/File
(Continued)

DIMENSIONS
INCHES / MM

D	W
30 / 762	60 / 1524
30 / 762	66 / 1676
30 / 762	72 / 1829
30 / 762	78 / 1981
30 / 762	84 / 2134
30 / 762	90 / 2286
30 / 762	96 / 2438
32 / 813	60 / 1524
32 / 813	66 / 1676
32 / 813	72 / 1829
32 / 813	78 / 1981
32 / 813	84 / 2134
32 / 813	90 / 2286
32 / 813	96 / 2438
36 / 914	60 / 1524
36 / 914	66 / 1676
36 / 914	72 / 1829
36 / 914	78 / 1981
36 / 914	84 / 2134
36 / 914	90 / 2286
36 / 914	96 / 2438
42 / 1067	60 / 1524
42 / 1067	66 / 1676
42 / 1067	72 / 1829
42 / 1067	78 / 1981
42 / 1067	84 / 2134
42 / 1067	90 / 2286
42 / 1067	96 / 2438

PRICING

WORKSURFACE FINISH		
Journal Laminate	Flintwood	Veneer
383	698	732
414	756	792
443	805	846
471	855	899
492	893	940
521	943	991
548	994	1043
399	724	760
429	780	819
462	838	880
494	897	941
505	916	965
535	973	1021
565	1030	1082
428	777	817
464	842	885
487	885	931
512	931	977
535	974	1024
575	1044	1099
614	1115	1172
474	861	905
500	909	955
528	958	1006
554	1007	1058
571	1036	1088
616	1121	1179
665	1209	1269

To determine overall price, add Worksurface Finish price and Case Finish price together.

Pricing is continued on the following page.

C J D L

Desk, 1.5 High Pedestal Box/File
(Continued)

DIMENSIONS
INCHES / MM

PRICING

D		W		CASE FINISH								
				FULL RECESSED MODESTY (F)								
				LEFT/RIGHT PEDESTAL FINISHED TOP (A, C), LEFT/RIGHT PEDESTAL INTEGRAL TOP (B, D)								
		None (N)			Power Trunk No Notch (B)			Power Trunk With Notch (A)				
		Journal Laminate	Flintwood	Veneer	Journal Laminate	Flintwood	Veneer	Journal Laminate	Flintwood	Veneer		
30 / 762	60 / 1524	1743	2491	2615	2471	3530	3707	2478	3538	3715		
30 / 762	66 / 1676	1749	2500	2624	2477	3537	3715	2482	3547	3724		
30 / 762	72 / 1829	1760	2514	2640	2489	3555	3733	2494	3562	3740		
30 / 762	78 / 1981	1837	2625	2756	2566	3663	3848	2572	3675	3858		
30 / 762	84 / 2134	1876	2680	2815	2603	3719	3907	2610	3731	3915		
30 / 762	90 / 2286	1908	2726	2863	2634	3765	3952	2642	3775	3966		
30 / 762	96 / 2438	1942	2775	2915	2668	3811	4003	2676	3822	4012		
32 / 813	60 / 1524	1767	2524	2652	2495	3564	3741	2502	3575	3754		
32 / 813	66 / 1676	1797	2568	2696	2524	3605	3789	2531	3617	3797		
32 / 813	72 / 1829	1826	2609	2742	2553	3649	3830	2560	3659	3841		
32 / 813	78 / 1981	1856	2652	2784	2582	3689	3876	2590	3702	3885		
32 / 813	84 / 2134	1906	2721	2857	2632	3762	3947	2640	3770	3958		
32 / 813	90 / 2286	1935	2765	2903	2661	3802	3994	2670	3813	4005		
32 / 813	96 / 2438	1964	2806	2946	2692	3847	4038	2700	3858	4051		
36 / 914	60 / 1524	1815	2594	2723	2543	3632	3813	2551	3644	3827		
36 / 914	66 / 1676	1843	2632	2765	2571	3674	3857	2579	3683	3866		
36 / 914	72 / 1829	1883	2689	2823	2609	3729	3914	2617	3738	3922		
36 / 914	78 / 1981	1883	2689	2823	2648	3782	3972	2655	3793	3981		
36 / 914	84 / 2134	1959	2798	2937	2685	3835	4029	2692	3848	4039		
36 / 914	90 / 2286	1980	2830	2972	2709	3870	4065	2717	3881	4074		
36 / 914	96 / 2438	2004	2863	3006	2732	3906	4097	2739	3913	4111		
42 / 1067	60 / 1524	1888	2697	2832	2615	3736	3921	2623	3744	3935		
42 / 1067	66 / 1676	1924	2749	2886	2653	3790	3978	2659	3799	3988		
42 / 1067	72 / 1829	1963	2804	2945	2690	3842	4036	2697	3854	4046		
42 / 1067	78 / 1981	2001	2859	3002	2728	3898	4094	2735	3909	4104		
42 / 1067	84 / 2134	2051	2931	3079	2779	3971	4171	2785	3979	4179		
42 / 1067	90 / 2286	2068	2955	3103	2796	3994	4193	2804	4004	4205		
42 / 1067	96 / 2438	2085	2979	3129	2812	4017	4218	2819	4029	4231		

To determine overall price, add Worksurface Finish price and Case Finish price together.

Pricing is continued on the following page.

C J D L
Desk, 1.5 High Pedestal Box/File
(Continued)

DIMENSIONS
INCHES / MM

PRICING

D		W		CASE FINISH (Continued)								
				FULL RECESSED MODESTY (F) (Continued)								
		LEFT/RIGHT PEDESTAL 4" SETBACK FINISHED TOP (E, G), LEFT/RIGHT PEDESTAL 4" SETBACK INTEGRAL TOP (F, H)										
		None (N)			Power Trunk No Notch (B)			Power Trunk With Notch (A)				
		Journal Laminate	Flintwood	Veneer	Journal Laminate	Flintwood	Veneer	Journal Laminate	Flintwood	Veneer		
30 / 762	66 / 1676	1772	2531	2658	2497	3568	3748	2507	3581	3761		
30 / 762	72 / 1829	1805	2576	2707	2531	3617	3797	2540	3627	3809		
30 / 762	78 / 1981	1837	2625	2756	2566	3663	3848	2572	3675	3858		
30 / 762	84 / 2134	1876	2680	2815	2603	3719	3907	2610	3731	3915		
30 / 762	90 / 2286	1908	2726	2863	2634	3765	3952	2642	3775	3966		
30 / 762	96 / 2438	1942	2775	2915	2668	3811	4003	2676	3822	4012		
32 / 813	66 / 1676	1797	2568	2696	2544	3633	3816	2551	3644	3827		
32 / 813	72 / 1829	1826	2609	2742	2573	3676	3859	2580	3684	3869		
32 / 813	78 / 1981	1856	2652	2784	2602	3715	3905	2609	3727	3913		
32 / 813	84 / 2134	1906	2721	2857	2652	3789	3976	2658	3797	3987		
32 / 813	90 / 2286	1935	2765	2903	2682	3830	4023	2689	3840	4032		
32 / 813	96 / 2438	1964	2806	2946	2712	3876	4067	2718	3883	4079		
36 / 914	66 / 1676	1843	2632	2765	2608	3725	3913	2615	3735	3920		
36 / 914	72 / 1829	1883	2689	2823	2645	3779	3970	2654	3792	3980		
36 / 914	78 / 1981	1921	2745	2881	2684	3834	4028	2691	3844	4037		
36 / 914	84 / 2134	1959	2798	2937	2723	3889	4086	2729	3900	4094		
36 / 914	90 / 2286	1980	2830	2972	2746	3921	4119	2753	3935	4128		
36 / 914	96 / 2438	2004	2863	3006	2770	3956	4154	2777	3968	4164		
42 / 1067	66 / 1676	1924	2749	2886	2506	3580	3760	2513	3588	3767		
42 / 1067	72 / 1829	1963	2804	2945	2746	3920	4118	2753	3935	4128		
42 / 1067	78 / 1981	2001	2859	3002	2784	3978	4178	2791	3987	4186		
42 / 1067	84 / 2134	2051	2931	3079	2834	4047	4249	2843	4060	4263		
42 / 1067	90 / 2286	2068	2955	3103	2852	4072	4277	2857	4084	4289		
42 / 1067	96 / 2438	2085	2979	3129	2868	4096	4302	2876	4110	4314		

To determine overall price, add Worksurface Finish price and Case Finish price together.

Pricing is continued on the following page.

C J D L

Desk, 1.5 High Pedestal Box/File
(Continued)

DIMENSIONS
INCHES / MM

PRICING

		CASE FINISH (Continued)								
		PARTIAL RECESSED MODESTY (P)								
		LEFT/RIGHT PEDESTAL FINISHED TOP (A, C), LEFT/RIGHT PEDESTAL INTEGRAL TOP (B, D)								
		None (N)			Power Trunk No Notch (B)			Power Trunk With Notch (A)		
		Journal Laminate	Flintwood	Veneer	Journal Laminate	Flintwood	Veneer	Journal Laminate	Flintwood	Veneer
30 / 762	60 / 1524	1654	2362	2479	2378	3399	3567	2388	3410	3581
30 / 762	66 / 1676	1680	2399	2520	2407	3439	3610	2416	3449	3620
30 / 762	72 / 1829	1713	2448	2569	2439	3485	3660	2448	3495	3670
30 / 762	78 / 1981	1745	2492	2617	2474	3532	3709	2480	3543	3719
30 / 762	84 / 2134	1784	2549	2676	2513	3588	3767	2517	3597	3777
30 / 762	90 / 2286	1815	2594	2723	2544	3633	3816	2551	3644	3827
30 / 762	96 / 2438	1848	2641	2774	2575	3680	3864	2582	3690	3876
32 / 813	60 / 1524	1676	2395	2514	2422	3459	3633	2428	3471	3644
32 / 813	66 / 1676	1706	2436	2557	2450	3501	3676	2457	3511	3686
32 / 813	72 / 1829	1735	2478	2601	2480	3543	3719	2487	3554	3733
32 / 813	78 / 1981	1764	2520	2645	2508	3584	3764	2516	3594	3773
32 / 813	84 / 2134	1813	2590	2719	2559	3655	3838	2567	3664	3850
32 / 813	90 / 2286	1842	2631	2765	2589	3698	3883	2596	3709	3893
32 / 813	96 / 2438	1873	2676	2810	2619	3740	3929	2626	3751	3939
36 / 914	60 / 1524	1725	2464	2584	2489	3557	3734	2495	3565	3742
36 / 914	66 / 1676	1749	2501	2625	2515	3593	3771	2522	3603	3783
36 / 914	72 / 1829	1789	2555	2685	2553	3649	3830	2560	3659	3841
36 / 914	78 / 1981	1828	2610	2742	2594	3704	3888	2600	3712	3898
36 / 914	84 / 2134	1866	2667	2800	2631	3760	3945	2639	3768	3956
36 / 914	90 / 2286	1891	2699	2835	2654	3792	3980	2660	3801	3993
36 / 914	96 / 2438	1913	2732	2869	2677	3826	4015	2684	3834	4026
42 / 1067	60 / 1524	1793	2560	2690	2576	3682	3864	2583	3691	3877
42 / 1067	66 / 1676	1833	2618	2749	2615	3735	3920	2623	3744	3935
42 / 1067	72 / 1829	1871	2671	2804	2654	3792	3980	2660	3801	3993
42 / 1067	78 / 1981	1909	2727	2865	2691	3844	4037	2699	3857	4047
42 / 1067	84 / 2134	1959	2798	2937	2743	3917	4115	2749	3928	4123
42 / 1067	90 / 2286	1977	2823	2964	2758	3942	4140	2767	3951	4148
42 / 1067	96 / 2438	1993	2848	2992	2777	3967	4163	2784	3976	4175

To determine overall price, add Worksurface Finish price and Case Finish price together.

Pricing is continued on the following page.

C J D L
Desk, 1.5 High Pedestal Box/File
(Continued)

DIMENSIONS
INCHES / MM

PRICING

		CASE FINISH (Continued)								
		PARTIAL RECESSED MODESTY (P) (Continued)								
		LEFT/RIGHT PEDESTAL 4" SETBACK FINISHED TOP (E, G), LEFT/RIGHT PEDESTAL 4" SETBACK INTEGRAL TOP (F, H)								
		None (N)			Power Trunk No Notch (B)			Power Trunk With Notch (A)		
D	W	Journal Laminate	Flintwood	Veneer	Journal Laminate	Flintwood	Veneer	Journal Laminate	Flintwood	Veneer
30 / 762	66 / 1676	1680	2399	2520	2407	3439	3610	2416	3449	3620
30 / 762	72 / 1829	1713	2448	2569	2439	3485	3660	2448	3495	3670
30 / 762	78 / 1981	1745	2492	2617	2474	3532	3709	2480	3543	3719
30 / 762	84 / 2134	1784	2549	2676	2513	3588	3767	2517	3597	3777
30 / 762	90 / 2286	1815	2594	2723	2544	3633	3816	2551	3644	3827
30 / 762	96 / 2438	1848	2641	2774	2575	3680	3864	2582	3690	3876
32 / 813	66 / 1676	1706	2436	2557	2450	3501	3676	2457	3511	3686
32 / 813	72 / 1829	1735	2478	2601	2480	3543	3719	2487	3554	3733
32 / 813	78 / 1981	1764	2520	2645	2508	3584	3764	2516	3594	3773
32 / 813	84 / 2134	1813	2590	2719	2559	3655	3838	2567	3664	3850
32 / 813	90 / 2286	1842	2631	2765	2589	3698	3883	2596	3709	3893
32 / 813	96 / 2438	1873	2676	2810	2619	3740	3929	2626	3751	3939
36 / 914	66 / 1676	1749	2501	2625	2515	3593	3771	2522	3603	3783
36 / 914	72 / 1829	1789	2555	2685	2553	3649	3830	2560	3659	3841
36 / 914	78 / 1981	1828	2610	2742	2594	3704	3888	2600	3712	3898
36 / 914	84 / 2134	1866	2667	2800	2631	3760	3945	2639	3768	3956
36 / 914	90 / 2286	1891	2699	2835	2654	3792	3980	2660	3801	3993
36 / 914	96 / 2438	1913	2732	2869	2677	3826	4015	2684	3834	4026
42 / 1067	66 / 1676	1833	2618	2749	2615	3735	3920	2623	3744	3935
42 / 1067	72 / 1829	1871	2671	2804	2654	3792	3980	2660	3801	3993
42 / 1067	78 / 1981	1909	2727	2865	2691	3844	4037	2699	3857	4047
42 / 1067	84 / 2134	1959	2798	2937	2743	3917	4115	2749	3928	4123
42 / 1067	90 / 2286	1977	2823	2964	2758	3942	4140	2767	3951	4148
42 / 1067	96 / 2438	1993	2848	2992	2777	3967	4163	2784	3976	4175

To determine overall price, add Worksurface Finish price and Case Finish price together.

If Grommet is specified, add 30

If Module Black is specified, add 208

If Module White is specified, add 290

If Lock is specified, add 71

C J D P

Desk, 2 High Pedestal Box/Box/File

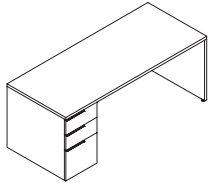
WHAT'S INCLUDED

1 desk with modesty panel (as specified), 1 pedestal box/box/file, power trunk (if specified), pencil tray, worksurface grommet or module (if specified), lock and keys (if specified).

NOTES

If specified, the power trunk will be located on the opposite side of the pedestal.

For Wood Grain Directions, see the *Application Guide* section.



PRODUCT OPTIONS

Modesty Type	Pedestal Orientation	Power Trunk	Depth	Width	Worksurface Finish
F Full Recessed	L Left Pedestal	A Yes with Wire Management Notch	30, 32, 36, 42	60, 66, 72, 78, 84, 90, 96	Flintwood
P Partial Recessed	R Right Pedestal	B Yes with No Wire Management Notch			Veneer
		N None			Journal Laminate

SAMPLE ORDER CODE

CJDP P	L	B	36	78	FX
---------------	----------	----------	-----------	-----------	-----------

PRODUCT OPTIONS (CONTINUED)

Case Finish	Electrical	Pull Style	Pull & Grommet Finish	Pedestal Lock
Flintwood	N None	R Rectangular	7 Platinum	N No Lock
Veneer	A Panel/Trunk Side Grommet	J Journal	V Very White	K Key Alike
Journal Laminate	B Center Grommet		E Ebony	R Key Random
	C Panel/Trunk Side Module Black		X Anthracite	
	D Panel/Trunk Side Module White			
	E Center Module Black			
	F Center Module White			

SAMPLE ORDER CODE (CONTINUED)

FX	A	R	L	K
-----------	----------	----------	----------	----------

See Pricing on the following page.

C J D P
Desk, 2 High Pedestal Box/Box/File
(Continued)

DIMENSIONS
INCHES / MM

D	W
30 / 762	60 / 1524
30 / 762	66 / 1676
30 / 762	72 / 1829
30 / 762	78 / 1981
30 / 762	84 / 2134
30 / 762	90 / 2286
30 / 762	96 / 2438
32 / 813	60 / 1524
32 / 813	66 / 1676
32 / 813	72 / 1829
32 / 813	78 / 1981
32 / 813	84 / 2134
32 / 813	90 / 2286
32 / 813	96 / 2438
36 / 914	60 / 1524
36 / 914	66 / 1676
36 / 914	72 / 1829
36 / 914	78 / 1981
36 / 914	84 / 2134
36 / 914	90 / 2286
36 / 914	96 / 2438
42 / 1067	60 / 1524
42 / 1067	66 / 1676
42 / 1067	72 / 1829
42 / 1067	78 / 1981
42 / 1067	84 / 2134
42 / 1067	90 / 2286
42 / 1067	96 / 2438

PRICING

WORKSURFACE FINISH		
Journal Laminate	Flintwood	Veneer
383	698	732
414	756	792
443	805	846
471	855	899
492	893	940
521	943	991
548	994	1043
399	724	760
432	782	822
462	838	880
494	897	941
505	916	965
535	973	1021
565	1030	1082
428	777	817
464	842	885
487	885	931
512	931	977
536	976	1025
575	1044	1099
614	1115	1172
474	861	905
500	909	955
528	958	1006
554	1007	1058
571	1036	1088
617	1122	1180
665	1209	1269

To determine overall price, add Worksurface Finish price and Case Finish price together.

Pricing is continued on the following page.

C J D P

Desk, 2 High Pedestal Box/Box/File
(Continued)

DIMENSIONS
INCHES / MM

PRICING

D		W		CASE FINISH								
				FULL RECESSED MODESTY (F)								
				LEFT/RIGHT PEDESTAL (L, R)								
None (N)		Power Trunk No Notch (B)					Power Trunk With Notch (A)					
Journal Laminate	Flintwood	Veneer	Journal Laminate	Flintwood	Veneer	Journal Laminate	Flintwood	Veneer	Journal Laminate	Flintwood	Veneer	
30 / 762	60 / 1524	1912	2729	2868	2687	3837	4031	2694	3850	4040		
30 / 762	66 / 1676	1924	2749	2886	2699	3857	4047	2706	3866	4060		
30 / 762	72 / 1829	1943	2776	2915	2718	3883	4079	2726	3893	4088		
30 / 762	78 / 1981	1962	2803	2943	2736	3910	4105	2746	3920	4118		
30 / 762	84 / 2134	1986	2836	2979	2760	3944	4144	2770	3956	4154		
30 / 762	90 / 2286	2006	2865	3008	2779	3971	4171	2787	3982	4182		
30 / 762	96 / 2438	2023	2892	3035	2800	4001	4199	2806	4008	4210		
32 / 813	60 / 1524	1935	2765	2903	2731	3901	4095	2739	3912	4106		
32 / 813	66 / 1676	1951	2786	2926	2746	3920	4118	2753	3935	4128		
32 / 813	72 / 1829	1964	2806	2946	2760	3943	4141	2768	3952	4149		
32 / 813	78 / 1981	1979	2827	2970	2775	3965	4160	2819	4028	4229		
32 / 813	84 / 2134	2016	2881	3024	2810	4015	4215	2834	4047	4249		
32 / 813	90 / 2286	2033	2902	3047	2827	4038	4241	2851	4070	4275		
32 / 813	96 / 2438	2046	2924	3072	2843	4061	4264	2806	4008	4210		
36 / 914	60 / 1524	1984	2834	2975	2800	4001	4199	2806	4008	4210		
36 / 914	66 / 1676	1995	2851	2994	2810	4015	4215	2818	4026	4229		
36 / 914	72 / 1829	2021	2886	3031	2835	4051	4253	2844	4062	4265		
36 / 914	78 / 1981	2045	2922	3069	2861	4087	4291	2868	4095	4300		
36 / 914	84 / 2134	2071	2957	3104	2885	4121	4329	2893	4131	4336		
36 / 914	90 / 2286	2078	2970	3119	2894	4133	4337	2900	4145	4352		
36 / 914	96 / 2438	2087	2981	3131	2902	4146	4355	2910	4156	4363		
42 / 1067	60 / 1524	2057	2937	3083	2892	4128	4335	2899	4142	4349		
42 / 1067	66 / 1676	2080	2972	3120	2915	4163	4372	2923	4175	4385		
42 / 1067	72 / 1829	2103	3006	3156	2939	4199	4409	2949	4211	4420		
42 / 1067	78 / 1981	2129	3042	3195	2963	4234	4444	2972	4243	4456		
42 / 1067	84 / 2134	2167	3096	3249	3001	4289	4502	3008	4297	4510		
42 / 1067	90 / 2286	2168	3097	3251	3002	4290	4502	3009	4298	4512		
42 / 1067	96 / 2438	2168	3098	3251	3003	4291	4503	3010	4299	4514		

To determine overall price, add Worksurface Finish price and Case Finish price together.

Pricing is continued on the following page.

C J D P
Desk, 2 High Pedestal Box/Box/File
(Continued)

DIMENSIONS
INCHES / MM

PRICING

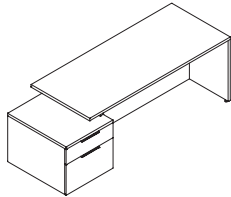
D		W		CASE FINISH (Continued)								
				PARTIAL RECESSED MODESTY (P)								
D		W		LEFT/RIGHT PEDESTAL (L, R)								
				None (N)			Power Trunk No Notch (B)			Power Trunk With Notch (A)		
		Journal Laminate	Flintwood	Veneer	Journal Laminate	Flintwood	Veneer	Journal Laminate	Flintwood	Veneer		
30 / 762	60 / 1524	1813	2590	2719	2589	3698	3883	2596	3709	3893		
30 / 762	66 / 1676	1825	2608	2736	2602	3715	3901	2609	3727	3913		
30 / 762	72 / 1829	1843	2632	2765	2619	3740	3929	2629	3754	3942		
30 / 762	78 / 1981	1864	2661	2796	2639	3769	3957	2645	3779	3968		
30 / 762	84 / 2134	1888	2697	2832	2663	3804	3996	2670	3813	4005		
30 / 762	90 / 2286	1906	2723	2859	2682	3830	4023	2690	3841	4034		
30 / 762	96 / 2438	1924	2749	2887	2700	3858	4051	2707	3867	4061		
32 / 813	60 / 1524	1837	2625	2756	2631	3761	3946	2640	3770	3958		
32 / 813	66 / 1676	1850	2645	2777	2647	3780	3971	2654	3792	3980		
32 / 813	72 / 1829	1866	2667	2800	2660	3801	3993	2668	3811	4003		
32 / 813	78 / 1981	1880	2685	2820	2677	3825	4015	2683	3833	4024		
32 / 813	84 / 2134	1920	2742	2876	2712	3877	4069	2720	3886	4082		
32 / 813	90 / 2286	1934	2761	2899	2728	3896	4092	2735	3909	4104		
32 / 813	96 / 2438	1949	2784	2923	2746	3920	4118	2750	3930	4126		
36 / 914	60 / 1524	1887	2694	2827	2700	3858	4051	2707	3867	4061		
36 / 914	66 / 1676	1897	2711	2847	2712	3876	4068	2719	3885	4081		
36 / 914	72 / 1829	1922	2747	2883	2736	3910	4105	2746	3920	4118		
36 / 914	78 / 1981	1948	2781	2922	2760	3944	4144	2770	3956	4154		
36 / 914	84 / 2134	1972	2818	2957	2786	3980	4181	2794	3993	4189		
36 / 914	90 / 2286	1979	2827	2970	2794	3993	4192	2804	4004	4205		
36 / 914	96 / 2438	1989	2841	2984	2804	4004	4205	2810	4015	4215		
42 / 1067	60 / 1524	1957	2796	2934	2790	3986	4185	2800	3999	4198		
42 / 1067	66 / 1676	1982	2832	2973	2816	4024	4224	2825	4034	4236		
42 / 1067	72 / 1829	2008	2866	3009	2841	4059	4262	2848	4068	4271		
42 / 1067	78 / 1981	2030	2900	3046	2865	4092	4298	2873	4104	4308		
42 / 1067	84 / 2134	2068	2953	3102	2902	4146	4355	2910	4156	4363		
42 / 1067	90 / 2286	2069	2956	3103	2903	4148	4356	2910	4157	4365		
42 / 1067	96 / 2438	2071	2957	3104	2903	4148	4357	2912	4159	4366		

To determine overall price, add Worksurface Finish price and Case Finish price together.

- If Grommet is specified, add 30
- If Module Black is specified, add 208
- If Module White is specified, add 290
- If Lock is specified, add 71

C J D S

Desk, Stretch 1.5 High Pedestal Box/File



WHAT'S INCLUDED

1 desk with modesty panel (as specified), 1 stretch pedestal box/file, 1 support bracket, power trunk (if specified), pencil tray, worksurface grommet or module (if specified), lock and keys (if specified).

NOTES

The overall footprint will be 12" greater than the noted desk width due to the stretch pedestal.

If specified, the power trunk will be located on the opposite side of the pedestal.

For Wood Grain Directions, see the *Application Guide* section.

PRODUCT OPTIONS

Modesty Type	Pedestal Orientation	Power Trunk	Depth	Width	Worksurface Finish
F Full Recessed	A Left Pedestal, Finished Top	A Yes with Wire Management Notch	30, 32, 36, 42	60, 66, 72, 78, 84, 90, 96	Flintwood Veneer Journal Laminate
P Partial Recessed	B Left Pedestal, Integral Top	B Yes with No Wire Management Notch			
	C Right Pedestal, Finished Top	N None			
	D Right Pedestal, Integral Top				

SAMPLE ORDER CODE

CJDS P	A	B	36	78	FX
---------------	----------	----------	-----------	-----------	-----------

PRODUCT OPTIONS (CONTINUED)

Case Finish	Electrical	Pull Style	Pull & Grommet Finish	Spacer Finish	Pedestal Lock
Flintwood	N None	R Rectangular	7 Platinum	Seamless	N No Lock
Veneer	A Panel/Trunk Side Grommet	J Journal	V Very White		K Key Alike
Journal Laminate	B Center Grommet		E Ebony		R Key Random
	C Panel/Trunk Side Module Black		X Anthracite		
	D Panel/Trunk Side Module White				
	E Center Module Black				
	F Center Module White				

SAMPLE ORDER CODE (CONTINUED)

FX	A	R	L	ZI	K
-----------	----------	----------	----------	-----------	----------

See Pricing on the following page.

C J D S
Desk, Stretch 1.5 High Pedestal
Box/File (Continued)

DIMENSIONS
INCHES / MM

D	W
30 / 762	60 / 1524
30 / 762	66 / 1676
30 / 762	72 / 1829
30 / 762	78 / 1981
30 / 762	84 / 2134
30 / 762	90 / 2286
30 / 762	96 / 2438
32 / 813	60 / 1524
32 / 813	66 / 1676
32 / 813	72 / 1829
32 / 813	78 / 1981
32 / 813	84 / 2134
32 / 813	90 / 2286
32 / 813	96 / 2438
36 / 914	60 / 1524
36 / 914	66 / 1676
36 / 914	72 / 1829
36 / 914	78 / 1981
36 / 914	84 / 2134
36 / 914	90 / 2286
36 / 914	96 / 2438
42 / 1067	60 / 1524
42 / 1067	66 / 1676
42 / 1067	72 / 1829
42 / 1067	78 / 1981
42 / 1067	84 / 2134
42 / 1067	90 / 2286
42 / 1067	96 / 2438

PRICING

WORKSURFACE FINISH		
Journal Laminate	Flintwood	Veneer
383	698	732
414	756	792
443	805	846
471	855	899
492	893	940
521	943	991
548	994	1043
399	724	760
429	780	819
462	838	880
494	897	941
505	916	965
535	973	1021
565	1030	1082
428	777	817
464	842	885
487	885	931
512	931	977
535	974	1024
575	1044	1099
614	1115	1172
474	861	905
500	909	955
528	958	1006
554	1007	1058
571	1036	1088
616	1121	1179
665	1209	1269

To determine overall price, add Worksurface Finish price and Case Finish price together.

Pricing is continued on the following page.

C J D S

Desk, Stretch 1.5 High Pedestal Box/File (Continued)

DIMENSIONS
INCHES / MM

PRICING

D		W		CASE FINISH								
				FULL RECESSED MODESTY (F)								
				LEFT/RIGHT PEDESTAL FINISHED TOP (A, C), LEFT/RIGHT PEDESTAL INTEGRAL TOP (B, D)								
		None (N)			Power Trunk No Notch (B)			Power Trunk With Notch (A)				
		Journal Laminate	Flintwood	Veneer	Journal Laminate	Flintwood	Veneer	Journal Laminate	Flintwood	Veneer		
30 / 762	60 / 1524	2074	2964	3111	2739	3913	4111	2746	3920	4118		
30 / 762	66 / 1676	2119	3028	3178	2782	3975	4174	2787	3982	4183		
30 / 762	72 / 1829	2162	3088	3241	2826	4036	4236	2832	4044	4246		
30 / 762	78 / 1981	2203	3148	3306	2868	4095	4300	2874	4105	4311		
30 / 762	84 / 2134	2246	3209	3370	2910	4156	4363	2916	4167	4377		
30 / 762	90 / 2286	2289	3270	3434	2953	4218	4431	2958	4229	4439		
30 / 762	96 / 2438	2332	3330	3497	2995	4278	4494	3002	4290	4502		
32 / 813	60 / 1524	2116	3023	3175	2797	3996	4196	2804	4005	4206		
32 / 813	66 / 1676	2159	3083	3238	2840	4058	4261	2847	4066	4269		
32 / 813	72 / 1829	2202	3147	3305	2884	4119	4326	2891	4127	4334		
32 / 813	78 / 1981	2246	3209	3370	2926	4181	4389	2932	4189	4401		
32 / 813	84 / 2134	2290	3271	3434	2971	4242	4454	2975	4249	4465		
32 / 813	90 / 2286	2333	3334	3501	3013	4305	4522	3021	4314	4531		
32 / 813	96 / 2438	2376	3393	3564	3057	4365	4585	3062	4377	4595		
36 / 914	60 / 1524	2197	3138	3296	2894	4134	4338	2900	4144	4351		
36 / 914	66 / 1676	2242	3203	3361	2937	4198	4409	2945	4208	4417		
36 / 914	72 / 1829	2288	3267	3429	2984	4263	4475	2988	4270	4485		
36 / 914	78 / 1981	2330	3329	3497	3029	4326	4541	3035	4335	4554		
36 / 914	84 / 2134	2376	3393	3564	3030	4329	4543	3037	4336	4558		
36 / 914	90 / 2286	2421	3458	3632	3075	4392	4613	3081	4401	4620		
36 / 914	96 / 2438	2465	3522	3698	3162	4519	4744	3169	4527	4753		
42 / 1067	60 / 1524	2318	3309	3477	3031	4330	4547	3037	4337	4559		
42 / 1067	66 / 1676	2365	3379	3546	3079	4396	4618	3086	4408	4626		
42 / 1067	72 / 1829	2410	3445	3617	3126	4466	4688	3131	4473	4699		
42 / 1067	78 / 1981	2457	3511	3686	3174	4533	4761	3180	4541	4770		
42 / 1067	84 / 2134	2506	3580	3760	3220	4598	4828	3227	4611	4841		
42 / 1067	90 / 2286	2552	3646	3828	3267	4669	4899	3274	4676	4913		
42 / 1067	96 / 2438	2600	3713	3900	3314	4735	4971	3322	4743	4980		

To determine overall price, add Worksurface Finish price and Case Finish price together.

Pricing is continued on the following page.

C J D S
Desk, Stretch 1.5 High Pedestal
Box/File (Continued)

DIMENSIONS
INCHES / MM

PRICING

D		W		CASE FINISH (Continued)								
				PARTIAL RECESSED MODESTY (P)								
				LEFT/RIGHT PEDESTAL FINISHED TOP (A, C), LEFT/RIGHT PEDESTAL INTEGRAL TOP (B, D)								
		None (N)		Power Trunk No Notch (B)			Power Trunk With Notch (A)					
		Journal Laminate	Flintwood	Veneer	Journal Laminate	Flintwood	Veneer	Journal Laminate	Flintwood	Veneer		
30 / 762	60 / 1524	1992	2845	2987	2655	3793	3981	2661	3802	3993		
30 / 762	66 / 1676	2036	2906	3051	2698	3855	4046	2705	3863	4057		
30 / 762	72 / 1829	2078	2968	3116	2741	3914	4111	2747	3922	4120		
30 / 762	78 / 1981	2119	3028	3178	2784	3976	4175	2787	3982	4183		
30 / 762	84 / 2134	2162	3089	3246	2826	4037	4237	2833	4046	4248		
30 / 762	90 / 2286	2203	3149	3307	2868	4096	4302	2874	4106	4313		
30 / 762	96 / 2438	2247	3210	3370	2910	4157	4365	2916	4167	4377		
32 / 813	60 / 1524	2033	2902	3047	2712	3877	4069	2719	3884	4079		
32 / 813	66 / 1676	2074	2964	3111	2755	3937	4133	2761	3945	4145		
32 / 813	72 / 1829	2119	3028	3178	2800	4001	4199	2805	4007	4208		
32 / 813	78 / 1981	2162	3089	3246	2843	4061	4264	2849	4069	4273		
32 / 813	84 / 2134	2204	3151	3307	2885	4121	4329	2892	4130	4336		
32 / 813	90 / 2286	2249	3212	3374	2929	4184	4392	2935	4192	4402		
32 / 813	96 / 2438	2291	3275	3438	2972	4244	4459	2979	4257	4468		
36 / 914	60 / 1524	2111	3016	3169	2808	4012	4213	2816	4023	4222		
36 / 914	66 / 1676	2156	3081	3236	2855	4079	4284	2861	4087	4291		
36 / 914	72 / 1829	2201	3146	3304	2899	4142	4350	2906	4152	4359		
36 / 914	78 / 1981	2246	3209	3370	2945	4207	4416	2951	4214	4424		
36 / 914	84 / 2134	2291	3275	3438	2987	4269	4483	2997	4280	4495		
36 / 914	90 / 2286	2337	3338	3504	3032	4333	4550	3039	4343	4561		
36 / 914	96 / 2438	2380	3401	3572	3079	4396	4618	3086	4408	4626		
42 / 1067	60 / 1524	2232	3189	3350	2949	4211	4420	2953	4218	4431		
42 / 1067	66 / 1676	2278	3256	3417	2994	4277	4493	3001	4289	4502		
42 / 1067	72 / 1829	2327	3323	3488	3043	4347	4562	3047	4355	4570		
42 / 1067	78 / 1981	2373	3390	3560	3088	4411	4632	3096	4421	4643		
42 / 1067	84 / 2134	2421	3458	3632	3134	4478	4703	3144	4489	4713		
42 / 1067	90 / 2286	2468	3528	3703	3182	4547	4773	3189	4558	4785		
42 / 1067	96 / 2438	2515	3593	3771	3229	4614	4846	3236	4623	4853		

To determine overall price, add Worksurface Finish price and Case Finish price together.

- If Grommet is specified, add 30
- If Module Black is specified, add 208
- If Module White is specified, add 290
- If Lock is specified, add 71

C J D O

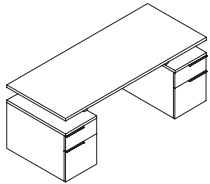
Desk, Double 1.5 High Pedestal Box/File

WHAT'S INCLUDED

1 desk with modesty panel (as specified), 2 pedestals box/file, 2 support brackets, pencil tray, worksurface grommet or module (if specified), lock and keys (if specified).

NOTES

For Wood Grain Directions, see the *Application Guide* section.



PRODUCT OPTIONS

Modesty Type	Pedestal Style	Depth	Width	Worksurface Finish
F Full Recessed P Partial Recessed	F Finished Top I Integral Top	30, 32, 36, 42	66, 72, 78, 84, 90, 96	Flintwood Veneer Journal Laminate

SAMPLE ORDER CODE

CJDO P	F	36	78	FX
---------------	----------	-----------	-----------	-----------

PRODUCT OPTIONS (CONTINUED)

Case Finish	Electrical	Pull Style	Pull & Grommet Finish	Spacer Finish	Pedestal Lock
Flintwood Veneer Journal Laminate	N None B Center Grommet E Center Module Black F Center Module White	R Rectangular J Journal	7 Platinum V Very White E Ebony X Anthracite	Seamless	N No Lock K Key Alike R Key Random

SAMPLE ORDER CODE (CONTINUED)

FX	B	R	L	ZI	K
-----------	----------	----------	----------	-----------	----------

See Pricing on the following page.

C J D O
Desk, Double 1.5 High Pedestal
Box/File (Continued)

DIMENSIONS
INCHES / MM

D	W
30 / 762	66 / 1676
30 / 762	72 / 1829
30 / 762	78 / 1981
30 / 762	84 / 2134
30 / 762	90 / 2286
30 / 762	96 / 2438
32 / 813	66 / 1676
32 / 813	72 / 1829
32 / 813	78 / 1981
32 / 813	84 / 2134
32 / 813	90 / 2286
32 / 813	96 / 2438
36 / 914	66 / 1676
36 / 914	72 / 1829
36 / 914	78 / 1981
36 / 914	84 / 2134
36 / 914	90 / 2286
36 / 914	96 / 2438
42 / 1067	66 / 1676
42 / 1067	72 / 1829
42 / 1067	78 / 1981
42 / 1067	84 / 2134
42 / 1067	90 / 2286
42 / 1067	96 / 2438

PRICING

WORKSURFACE FINISH		
Journal Laminate	Flintwood	Veneer
414	756	792
443	805	846
471	855	899
492	893	940
521	943	991
548	994	1043
432	782	822
462	838	880
494	897	941
505	916	965
535	973	1021
565	1030	1082
464	842	885
487	885	931
512	931	977
536	976	1025
575	1044	1099
614	1115	1172
500	909	955
528	958	1006
554	1007	1058
571	1036	1088
617	1122	1180
665	1209	1269

To determine overall price, add Worksurface Finish price and Case Finish price together.

Pricing is continued on the following page.

C J D O

**Desk, Double 1.5 High Pedestal
Box/File (Continued)**

**DIMENSIONS
INCHES / MM**

PRICING

		CASE FINISH					
		FULL RECESSED MODESTY (F)			PARTIAL RECESSED MODESTY (P)		
D	W	Journal Laminate	Flintwood	Veneer	Journal Laminate	Flintwood	Veneer
30 / 762	66 / 1676	2840	4058	4261	2750	3929	4124
30 / 762	72 / 1829	2884	4119	4326	2794	3989	4188
30 / 762	78 / 1981	2927	4182	4391	2836	4054	4257
30 / 762	84 / 2134	2972	4243	4456	2881	4116	4322
30 / 762	90 / 2286	3014	4306	4523	2924	4178	4386
30 / 762	96 / 2438	3059	4367	4590	2970	4240	4451
32 / 813	66 / 1676	2892	4128	4335	2800	4001	4200
32 / 813	72 / 1829	2935	4192	4402	2844	4062	4266
32 / 813	78 / 1981	2980	4258	4469	2891	4127	4334
32 / 813	84 / 2134	3026	4322	4537	2934	4190	4401
32 / 813	90 / 2286	3071	4386	4604	2979	4257	4468
32 / 813	96 / 2438	3115	4449	4672	3024	4321	4536
36 / 914	66 / 1676	2992	4271	4486	2900	4145	4352
36 / 914	72 / 1829	3037	4337	4559	2950	4212	4421
36 / 914	78 / 1981	3086	4408	4626	2995	4278	4494
36 / 914	84 / 2134	3131	4473	4699	3043	4347	4563
36 / 914	90 / 2286	3180	4541	4770	3088	4413	4634
36 / 914	96 / 2438	3227	4611	4841	3134	4478	4704
42 / 1067	66 / 1676	3144	4489	4713	3052	4359	4577
42 / 1067	72 / 1829	3192	4561	4790	3102	4434	4653
42 / 1067	78 / 1981	3245	4632	4864	3153	4503	4730
42 / 1067	84 / 2134	3296	4707	4943	3204	4575	4804
42 / 1067	90 / 2286	3345	4777	5017	3253	4648	4880
42 / 1067	96 / 2438	3395	4850	5092	3305	4719	4956

To determine overall price, add Worksurface Finish price and Case Finish price together.

If Grommet is specified, add 30

If Module Black is specified, add 208

If Module White is specified, add 290

If Lock is specified, add 71

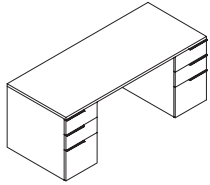
C J D D
Desk, Double 2 High Pedestal

WHAT'S INCLUDED

1 desk with modesty panel (as specified), 2 pedestals box/box/file or file/file (as specified), pencil tray, worksurface grommet or module (if specified), lock and keys (if specified).

NOTES

For Wood Grain Directions, see the *Application Guide* section.



PRODUCT OPTIONS

Modesty Type	Pedestal Left	Pedestal Right	Depth	Width
F Full Recessed	B Box/Box/File	B Box/Box/File	30, 32, 36, 42	66, 72, 78, 84, 90, 96
P Partial Recessed	F File/File	F File/File		

SAMPLE ORDER CODE

CJDD P	B	F	36	78
---------------	----------	----------	-----------	-----------

PRODUCT OPTIONS (CONTINUED)

Worksurface Finish	Case Finish	Electrical	Pull Style	Pull & Grommet Finish	Pedestal Lock
Flintwood	Flintwood	N None	R Rectangular	7 Platinum	N No Lock
Veneer	Veneer	B Center Grommet	J Journal	V Very White	K Key Alike
Journal Laminate	Journal Laminate	E Center Module Black		E Ebony	R Key Random
		F Center Module White		X Anthracite	

SAMPLE ORDER CODE (CONTINUED)

FX	FX	B	R	L	K
-----------	-----------	----------	----------	----------	----------

See Pricing on the following page.

C J D D
Desk, Double 2 High Pedestal
(Continued)

DIMENSIONS
INCHES / MM

D	W
30 / 762	66 / 1676
30 / 762	72 / 1829
30 / 762	78 / 1981
30 / 762	84 / 2134
30 / 762	90 / 2286
30 / 762	96 / 2438
32 / 813	66 / 1676
32 / 813	72 / 1829
32 / 813	78 / 1981
32 / 813	84 / 2134
32 / 813	90 / 2286
32 / 813	96 / 2438
36 / 914	66 / 1676
36 / 914	72 / 1829
36 / 914	78 / 1981
36 / 914	84 / 2134
36 / 914	90 / 2286
36 / 914	96 / 2438
42 / 1067	66 / 1676
42 / 1067	72 / 1829
42 / 1067	78 / 1981
42 / 1067	84 / 2134
42 / 1067	90 / 2286
42 / 1067	96 / 2438

PRICING

WORKSURFACE FINISH		
Journal Laminate	Flintwood	Veneer
414	756	792
443	805	846
471	855	899
492	893	940
521	943	991
548	994	1043
432	782	822
462	838	880
494	897	941
505	916	965
535	973	1021
565	1030	1082
464	842	885
487	885	931
512	931	977
536	976	1025
575	1044	1099
614	1115	1172
500	909	955
477	867	911
554	1007	1058
571	1036	1088
617	1122	1180
665	1209	1269

To determine overall price, add Worksurface Finish price and Case Finish price together.

Pricing is continued on the following page.

C J D D

Desk, Double 2 High Pedestal
(Continued)

DIMENSIONS
INCHES / MM

PRICING

		CASE FINISH								
		FULL RECESSED MODESTY (F)								
		File/File (F) / File/File (F)			File/File (F) / Box/Box/File (B)			Box/Box/File (B) / Box/Box/File (B)		
D	W	Journal Laminate	Flintwood	Veneer	Journal Laminate	Flintwood	Veneer	Journal Laminate	Flintwood	Veneer
30 / 762	66 / 1676	2822	4031	4233	2910	4156	4363	2971	4242	4454
30 / 762	72 / 1829	2862	4089	4293	2950	4213	4423	3013	4304	4519
30 / 762	78 / 1981	2903	4147	4355	2992	4271	4486	3057	4364	4584
30 / 762	84 / 2134	2944	4206	4416	3031	4330	4544	3100	4425	4648
30 / 762	90 / 2286	2984	4264	4476	3072	4388	4609	3144	4489	4713
30 / 762	96 / 2438	3026	4322	4538	3112	4446	4670	3185	4550	4776
32 / 813	66 / 1676	2868	4095	4300	2955	4221	4435	3021	4314	4529
32 / 813	72 / 1829	2910	4156	4364	2999	4284	4496	3062	4377	4595
32 / 813	78 / 1981	2953	4218	4431	3039	4343	4561	3109	4442	4666
32 / 813	84 / 2134	2999	4282	4496	3081	4402	4623	3153	4505	4732
32 / 813	90 / 2286	3039	4343	4561	3124	4465	4686	3200	4570	4800
32 / 813	96 / 2438	3082	4406	4624	3168	4525	4748	3246	4637	4867
36 / 914	66 / 1676	2958	4229	4440	3047	4355	4570	3116	4450	4674
36 / 914	72 / 1829	3008	4297	4510	3094	4418	4641	3164	4523	4746
36 / 914	78 / 1981	3057	4364	4584	3139	4485	4710	3216	4594	4823
36 / 914	84 / 2134	3102	4434	4653	3183	4548	4775	3265	4667	4898
36 / 914	90 / 2286	3151	4501	4725	3229	4614	4846	3316	4739	4974
36 / 914	96 / 2438	3198	4567	4795	3275	4677	4913	3366	4809	5048
42 / 1067	66 / 1676	3098	4423	4646	3188	4556	4784	3262	4659	4891
42 / 1067	72 / 1829	3152	4502	4729	3238	4625	4856	3320	4740	4976
42 / 1067	78 / 1981	3207	4583	4811	3290	4699	4930	3378	4823	5065
42 / 1067	84 / 2134	3263	4660	4892	3337	4769	5005	3434	4906	5150
42 / 1067	90 / 2286	3316	4739	4974	3387	4840	5082	3489	4987	5235
42 / 1067	96 / 2438	3371	4817	5056	3438	4913	5155	3547	5068	5323

To determine overall price, add Worksurface Finish price and Case Finish price together.

Pricing is continued on the following page.

C J D D
Desk, Double 2 High Pedestal
(Continued)

DIMENSIONS
INCHES / MM

PRICING

		CASE FINISH (Continued)								
		PARTIAL RECESSED MODESTY (P)								
		File/File (F) / File/File (F)			File/File (F) / Box/Box/File (B)			Box/Box/File (B) / Box/Box/File (B)		
D	W	Journal Laminate	Flintwood	Veneer	Journal Laminate	Flintwood	Veneer	Journal Laminate	Flintwood	Veneer
30 / 762	66 / 1676	2736	3910	4105	2822	4031	4232	2881	4116	4322
30 / 762	72 / 1829	2777	3968	4167	2862	4088	4292	2924	4178	4386
30 / 762	78 / 1981	2819	4028	4229	2902	4146	4355	2966	4237	4450
30 / 762	84 / 2134	2859	4086	4290	2943	4205	4415	3009	4298	4512
30 / 762	90 / 2286	2900	4144	4351	2982	4262	4474	3052	4360	4582
30 / 762	96 / 2438	2942	4202	4411	3023	4320	4534	3097	4422	4645
32 / 813	66 / 1676	2784	3976	4175	2866	4094	4299	2929	4184	4392
32 / 813	72 / 1829	2826	4037	4237	2910	4156	4363	2975	4249	4465
32 / 813	78 / 1981	2869	4097	4304	2952	4215	4425	3021	4314	4531
32 / 813	84 / 2134	2913	4160	4367	2994	4275	4490	3065	4381	4597
32 / 813	90 / 2286	2955	4221	4435	3037	4336	4556	3110	4443	4667
32 / 813	96 / 2438	2999	4284	4497	3079	4395	4617	3156	4509	4736
36 / 914	66 / 1676	2876	4110	4314	2958	4229	4439	3028	4323	4539
36 / 914	72 / 1829	2923	4176	4385	3003	4292	4507	3076	4394	4616
36 / 914	78 / 1981	2972	4243	4456	3050	4357	4572	3127	4467	4689
36 / 914	84 / 2134	3019	4313	4527	3097	4422	4645	3177	4538	4766
36 / 914	90 / 2286	3065	4381	4597	3140	4486	4711	3227	4611	4841
36 / 914	96 / 2438	3115	4447	4671	3185	4552	4777	3278	4683	4917
42 / 1067	66 / 1676	3013	4304	4519	3100	4425	4648	3174	4532	4759
42 / 1067	72 / 1829	3069	4384	4599	3149	4500	4722	3229	4614	4844
42 / 1067	78 / 1981	3123	4461	4684	3199	4569	4799	3286	4696	4928
42 / 1067	84 / 2134	3177	4538	4766	3249	4642	4873	3342	4776	5016
42 / 1067	90 / 2286	3232	4617	4849	3299	4713	4949	3401	4859	5102
42 / 1067	96 / 2438	3286	4696	4928	3350	4785	5024	3459	4943	5188

To determine overall price, add Worksurface Finish price and Case Finish price together.

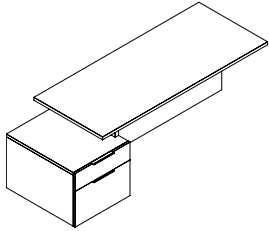
- If Grommet is specified, add 30
- If Module Black is specified, add 208
- If Module White is specified, add 290
- If Lock is specified, add 71

run-offs & bridges

run-offs & bridges product map

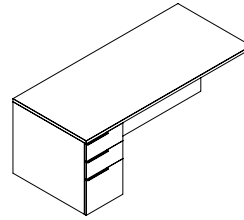
C J R S Run-Off, Stretch 1.5 High Pedestal Box/File

Page 282



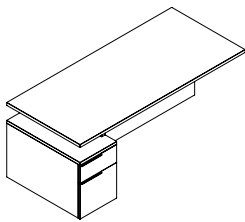
C J R P Run-Off, 2 High Pedestal Box/Box/File

Page 284



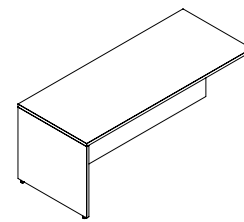
C J R L Run-Off, 1.5 High Pedestal Box/File

Page 286



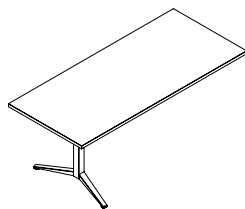
C J R G Run-Off, Gable & Modesty

Page 288



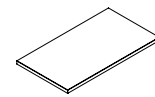
C J R F Run-Off, Fixed Journal Leg

Page 292



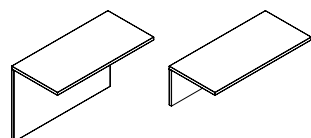
C J B W Bridge Worksurface

Page 293



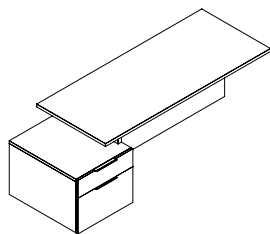
C J B M Bridge with Modesty

Page 294



C J R S

Run-Off, Stretch 1.5 High Pedestal Box/File



WHAT'S INCLUDED

1 run-off with modesty (as specified), 1 stretch pedestal box/file, 1 support bracket, connection hardware, worksurface grommet or module (if specified), lock and keys (if specified).

NOTES

Flush mount to a 2 high credenza is standard.

When connecting to a credenza top, matching top finishes must be specified.

The overall footprint will be 12" greater than the noted run-off width.

For Wood Grain Directions, see the *Application Guide* section.

PRODUCT OPTIONS

Modesty Type	Pedestal Orientation & Style	Depth	Width	Worksurface Finish
F Full Recessed	A Left Pedestal, Finished Top	30, 32, 36, 42	66, 72, 78, 84	Flintwood
P Partial Recessed	B Left Pedestal, Integral Top			Veneer
	C Right Pedestal, Finished Top			Journal Laminate
	D Right Pedestal, Integral Top			

SAMPLE ORDER CODE

CJRS P	A	36	78	FX
---------------	----------	-----------	-----------	-----------

PRODUCT OPTIONS (CONTINUED)

Case Finish	Electrical	Pull Style	Pull & Grommet Finish	Spacer Finish	Pedestal Lock
Flintwood	N None	R Rectangular	7 Platinum	Seamless	N No Lock
Veneer	T Connection End Grommet	J Journal	V Very White		K Key Alike
Journal Laminate	B Center Grommet		E Ebony		R Key Random
	V Connection End Module Black		X Anthracite		
	W Connection End Module White				
	E Center Module Black				
	F Center Module White				

SAMPLE ORDER CODE (CONTINUED)

FX	T	R	L	ZI	K
-----------	----------	----------	----------	-----------	----------

See Pricing on the following page.

C J R S
Run-Off, Stretch 1.5 High Pedestal
Box/File (Continued)

DIMENSIONS
INCHES / MM

D	W
30 / 762	66 / 1676
30 / 762	72 / 1829
30 / 762	78 / 1981
30 / 762	84 / 2134
32 / 813	66 / 1676
32 / 813	72 / 1829
32 / 813	78 / 1981
32 / 813	84 / 2134
36 / 914	66 / 1676
36 / 914	72 / 1829
36 / 914	78 / 1981
36 / 914	84 / 2134
42 / 1067	66 / 1676
42 / 1067	72 / 1829
42 / 1067	78 / 1981
42 / 1067	84 / 2134

PRICING

WORKSURFACE FINISH		
Journal Laminate	Flintwood	Veneer
336	675	709
362	727	762
386	775	813
412	825	865
353	704	738
379	757	793
405	806	848
432	858	901
380	761	798
408	814	856
436	872	915
465	929	974
422	846	886
454	908	952
484	969	1017
516	1031	1082

CASE FINISH							
FULL RECESSED MODESTY (F)			PARTIAL RECESSED MODESTY (P)				
Journal Laminate	Flintwood	Veneer	Journal Laminate	Flintwood	Veneer		
30 / 762	66 / 1676	1489	2863	3006	1421	2734	2871
30 / 762	72 / 1829	1520	2922	3068	1452	2793	2931
30 / 762	78 / 1981	1547	2978	3127	1482	2851	2993
30 / 762	84 / 2134	1579	3035	3187	1492	2869	3013
32 / 813	66 / 1676	1514	2912	3058	1448	2784	2923
32 / 813	72 / 1829	1544	2971	3119	1479	2843	2985
32 / 813	78 / 1981	1576	3031	3181	1509	2902	3047
32 / 813	84 / 2134	1608	3089	3246	1540	2961	3110
36 / 914	66 / 1676	1565	3009	3159	1499	2881	3024
36 / 914	72 / 1829	1597	3072	3224	1530	2943	3090
36 / 914	78 / 1981	1630	3133	3290	1563	3006	3156
36 / 914	84 / 2134	1662	3197	3355	1596	3069	3221
42 / 1067	66 / 1676	1639	3153	3311	1573	3026	3177
42 / 1067	72 / 1829	1675	3221	3383	1610	3096	3249
42 / 1067	78 / 1981	1711	3287	3453	1645	3161	3320
42 / 1067	84 / 2134	1745	3355	3524	1680	3228	3387

To determine overall price, add Worksurface Finish price and Case Finish price together.

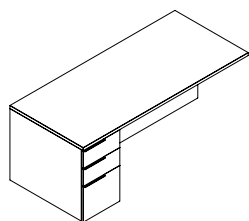
If Grommet is specified, add 30

If Module Black is specified, add 208

If Module White is specified, add 290

C J R P

Run-Off, 2 High Pedestal Box/Box/ File



WHAT'S INCLUDED

1 run-off with modesty (as specified), 1 pedestal box/box/file, 1 support bracket, connection hardware, worksurface grommet or module (if specified), lock and keys (if specified).

NOTES

Flush mount to a 2 high credenza is standard.

When connecting to a credenza top, matching top finishes must be specified.

For Wood Grain Directions, see the *Application Guide* section.

PRODUCT OPTIONS

Modesty Type	Pedestal Orientation	Depth	Width	Worksurface Finish
F Full Recessed	L Left	30, 32, 36, 42	66, 72, 78, 84	Flintwood
P Partial Recessed	R Right			Veneer
				Journal Laminate

SAMPLE ORDER CODE

CJRP P	L	36	78	FX
---------------	----------	-----------	-----------	-----------

PRODUCT OPTIONS (CONTINUED)

Case Finish	Electrical	Pull Style	Pull & Grommet Finish	Pedestal Lock
Flintwood	N None	R Rectangular	7 Platinum	N No Lock
Veneer	T Connection End Grommet	J Journal	V Very White	K Key Alike
Journal Laminate	B Center Grommet		E Ebony	R Key Random
	V Connection End Module Black		X Anthracite	
	W Connection End Module White			
	E Center Module Black			
	F Center Module White			

SAMPLE ORDER CODE (CONTINUED)

FX	T	R	L	K
-----------	----------	----------	----------	----------

See Pricing on the following page.

C J R P
**Run-Off, 2 High Pedestal Box/Box/
 File (Continued)**

**DIMENSIONS
 INCHES / MM**

D	W
30 / 762	66 / 1676
30 / 762	72 / 1829
30 / 762	78 / 1981
30 / 762	84 / 2134
32 / 813	66 / 1676
32 / 813	72 / 1829
32 / 813	78 / 1981
32 / 813	84 / 2134
36 / 914	66 / 1676
36 / 914	72 / 1829
36 / 914	78 / 1981
36 / 914	84 / 2134
42 / 1067	66 / 1676
42 / 1067	72 / 1829
42 / 1067	78 / 1981
42 / 1067	84 / 2134

PRICING

WORKSURFACE FINISH		
Journal Laminate	Flintwood	Veneer
476	793	834
512	854	897
548	911	956
582	970	1018
498	827	868
534	889	935
568	949	996
607	1010	1060
536	894	940
577	959	1007
615	1027	1078
654	1092	1146
596	994	1043
640	1066	1119
683	1139	1196
728	1212	1273

CASE FINISH					
FULL RECESSED MODESTY (F)			PARTIAL RECESSED MODESTY (P)		
Journal Laminate	Flintwood	Veneer	Journal Laminate	Flintwood	Veneer
1835	2959	3106	1749	2823	2964
1873	3023	3175	1788	2884	3029
1909	3081	3236	1825	2944	3093
1949	3144	3300	1864	3006	3156
1863	3004	3155	1771	2856	3000
1902	3069	3221	1812	2922	3068
1943	3133	3290	1850	2985	3133
1982	3198	3357	1891	3047	3200
2008	3236	3398	1812	2922	3069
2008	3236	3398	1856	2993	3144
2008	3236	3398	1898	3062	3216
2050	3307	3473	1945	3134	3292
2001	3228	3388	1872	3021	3171
2045	3299	3464	1923	3102	3256
2089	3370	3537	1974	3182	3341
2133	3441	3615	2023	3264	3427

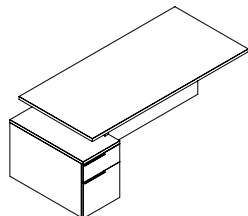
To determine overall price, add Worksurface Finish price and Case Finish price together.

- If Grommet is specified, add 30
- If Module Black is specified, add 208
- If Module White is specified, add 290

run-offs & bridges

C J R L

Run-Off, 1.5 High Pedestal Box/File



WHAT'S INCLUDED

1 run-off with modesty (as specified), 1 pedestal box/file, 1 support bracket, connection hardware, worksurface grommet or module (if specified), lock and keys (if specified).

NOTES

Flush mount to a 2 high credenza is standard.

When connecting to a credenza top, matching top finishes must be specified.

The overall footprint will be 4" greater than the noted run-off width with the 4" setback option.

For Wood Grain Directions, see the *Application Guide* section.

PRODUCT OPTIONS

Modesty Type	Pedestal Orientation & Style	Depth	Width	Worksurface Finish
F Full Recessed	A Left Pedestal, Finished Top	30, 32, 36, 42	66, 72, 78, 84	Flintwood Veneer Journal Laminate
P Partial Recessed	B Left Pedestal, Integral Top			
	C Right Pedestal, Finished Top			
	D Right Pedestal, Integral Top			
	E Left Pedestal, 4" Setback, Finished Top			
	F Left Pedestal, 4" Setback, Integral Top			
	G Right Pedestal, 4" Setback, Finished Top			
	H Right Pedestal, 4" Setback, Integral Top			

SAMPLE ORDER CODE

CJRL P	A	36	78	FX
---------------	----------	-----------	-----------	-----------

PRODUCT OPTIONS (CONTINUED)

Case Finish	Electrical	Pull Style	Pull & Grommet Finish	Spacer Finish	Pedestal Lock
Flintwood	N None	R Rectangular	7 Platinum	Seamless	N No Lock
Veneer	T Connection End Grommet		V Very White		K Key Alike
Journal Laminate	B Center Grommet	J Journal	E Ebony		R Key Random
	V Connection End Module Black		X Anthracite		
	W Connection End Module White				
	E Center Module Black				
	F Center Module White				

SAMPLE ORDER CODE (CONTINUED)

FX	T	R	L	ZI	K
-----------	----------	----------	----------	-----------	----------

See Pricing on the following page.

C J R L
Run-Off, 1.5 High Pedestal Box/File
(Continued)

DIMENSIONS
INCHES / MM

D	W
30 / 762	66 / 1676
30 / 762	72 / 1829
30 / 762	78 / 1981
30 / 762	84 / 2134
32 / 813	66 / 1676
32 / 813	72 / 1829
32 / 813	78 / 1981
32 / 813	84 / 2134
36 / 914	66 / 1676
36 / 914	72 / 1829
36 / 914	78 / 1981
36 / 914	84 / 2134
42 / 1067	66 / 1676
42 / 1067	72 / 1829
42 / 1067	78 / 1981
42 / 1067	84 / 2134

PRICING

WORKSURFACE FINISH		
Journal Laminate	Flintwood	Veneer
406	675	709
436	727	762
465	775	813
495	825	865
421	704	738
454	757	793
484	806	848
514	858	901
456	761	798
488	814	856
524	872	915
557	929	974
506	846	886
544	908	952
582	969	1017
619	1031	1082

CASE FINISH					
FULL RECESSED MODESTY (F)			PARTIAL RECESSED MODESTY (P)		
Journal Laminate	Flintwood	Veneer	Journal Laminate	Flintwood	Veneer
1658	2671	2804	1576	2544	2670
1718	2771	2907	1645	2654	2786
1777	2868	3010	1706	2750	2891
1840	2968	3116	1763	2843	2985
1684	2717	2851	1610	2597	2726
1718	2771	2907	1645	2654	2786
1752	2827	2970	1680	2709	2844
1788	2883	3028	1775	2863	3006
1737	2801	2942	1663	2684	2819
1774	2861	3003	1701	2745	2881
1812	2922	3068	1738	2804	2944
1847	2980	3130	1800	2903	3047
1817	2929	3076	1745	2812	2953
1859	2997	3147	1784	2877	3023
1898	3061	3212	1825	2944	3093
1940	3130	3285	1837	2963	3110

To determine overall price, add Worksurface Finish price and Case Finish price together.

- If Grommet is specified, add 30
- If Module Black is specified, add 208
- If Module White is specified, add 290

C J R G

Run-Off, Gable & Modesty

WHAT'S INCLUDED

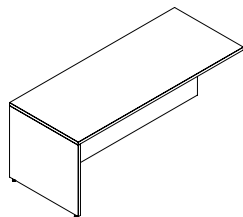
1 run-off with modesty (as specified), connection hardware, worksurface grommet or module (if specified).

NOTES

Flush mount to a 2 high credenza is standard.

When connecting to a credenza top, matching top finishes must be specified.

For Wood Grain Directions, see the *Application Guide* section.



PRODUCT OPTIONS

Modesty Type	Depth	Width	Orientation
F Full Recessed P Partial Recessed	30, 32, 36, 42	48, 54, 60, 66, 72, 78	L Left R Right

SAMPLE ORDER CODE

CJRG P	36	78	R
---------------	-----------	-----------	----------

PRODUCT OPTIONS (CONTINUED)

Worksurface Finish	Case Finish	Electrical	Grommet Finish
Flintwood Veneer Journal Laminate	Flintwood Veneer Journal Laminate	N None T Connection End Grommet B Center Grommet U Support End Grommet V Connection End Module Black W Connection End Module White E Center Module Black F Center Module White	7 Platinum V Very White E Ebony X Anthracite

SAMPLE ORDER CODE (CONTINUED)

FX	FX	B	V
-----------	-----------	----------	----------

See Pricing on the following page.

C J R G
Run-Off, Gable & Modesty
(Continued)

DIMENSIONS
INCHES / MM

PRICING

DIMENSIONS		WORKSURFACE FINISH		
D	W	Journal Laminate	Flintwood	Veneer
30 / 762	48 / 1219	316	527	554
30 / 762	54 / 1372	348	579	606
30 / 762	60 / 1524	377	625	655
30 / 762	66 / 1676	406	675	709
30 / 762	72 / 1829	436	727	762
30 / 762	78 / 1981	465	775	813
32 / 813	48 / 1219	328	550	575
32 / 813	54 / 1372	358	600	630
32 / 813	60 / 1524	391	652	684
32 / 813	66 / 1676	421	704	738
32 / 813	72 / 1829	454	757	793
32 / 813	78 / 1981	484	806	848
36 / 914	48 / 1219	356	594	623
36 / 914	54 / 1372	389	650	681
36 / 914	60 / 1524	421	704	739
36 / 914	66 / 1676	456	761	798
36 / 914	72 / 1829	488	814	856
36 / 914	78 / 1981	524	872	915
42 / 1067	48 / 1219	396	659	691
42 / 1067	54 / 1372	434	723	760
42 / 1067	60 / 1524	470	783	824
42 / 1067	66 / 1676	506	846	886
42 / 1067	72 / 1829	544	908	952
42 / 1067	78 / 1981	582	969	1017

To determine overall price, add Worksurface Finish price and Case Finish price together.

Pricing is continued on the following page.

C J R G

Run-Off, Gable & Modesty (Continued)

DIMENSIONS INCHES / MM

PRICING

		CASE FINISH					
		FULL RECESSED MODESTY (F)			PARTIAL RECESSED MODESTY (P)		
D	W	Journal Laminate	Flintwood	Veneer	Journal Laminate	Flintwood	Veneer
30 / 762	48 / 1219	535	863	907	456	735	773
30 / 762	54 / 1372	558	901	944	469	756	792
30 / 762	60 / 1524	582	938	984	479	775	813
30 / 762	66 / 1676	606	976	1025	492	792	831
30 / 762	72 / 1829	626	1012	1061	503	812	853
30 / 762	78 / 1981	651	1051	1103	514	831	873
32 / 813	48 / 1219	543	876	916	464	747	786
32 / 813	54 / 1372	564	912	956	476	767	805
32 / 813	60 / 1524	587	948	996	487	786	825
32 / 813	66 / 1676	612	986	1035	499	803	843
32 / 813	72 / 1829	632	1021	1074	508	822	863
32 / 813	78 / 1981	655	1059	1114	523	841	883
36 / 914	48 / 1219	556	894	940	476	767	806
36 / 914	54 / 1372	580	933	980	488	789	827
36 / 914	60 / 1524	601	970	1018	500	806	846
36 / 914	66 / 1676	624	1007	1058	512	826	867
36 / 914	72 / 1829	648	1044	1099	525	846	886
36 / 914	78 / 1981	672	1082	1137	535	863	907
42 / 1067	48 / 1219	577	929	974	498	800	841
42 / 1067	54 / 1372	597	965	1013	507	819	861
42 / 1067	60 / 1524	622	1002	1051	521	838	879
42 / 1067	66 / 1676	646	1041	1092	532	858	901
42 / 1067	72 / 1829	668	1078	1130	544	878	919
42 / 1067	78 / 1981	690	1116	1173	557	897	941

To determine overall price, add Worksurface Finish price and Case Finish price together.

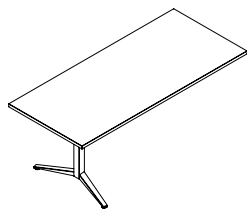
If Grommet is specified, add 30

If Module Black is specified, add 208

If Module White is specified, add 290

C J R F

Run-Off, Fixed Journal Leg



WHAT'S INCLUDED

1 run-off with 1 fixed Journal leg, connection hardware, worksurface grommet or module (if specified).

NOTES

Flush mount to a 2 high credenza is standard.

When connecting to a credenza top, matching top finishes must be specified.

For Wood Grain Directions, see the *Application Guide* section.

PRODUCT OPTIONS

Depth	Width	Orientation	Worksurface Finish	Leg Finish	Electrical	Grommet Finish
30, 32, 36, 42	48, 54, 60, 66, 72, 78	L Left R Right	Flintwood Veneer Journal Laminate	Foundation Mica Accent	N None T Connection End Grommet B Center Grommet U Support End Grommet V Connection End Module Black W Connection End Module White E Center Module Black F Center Module White	7 Platinum V Very White E Ebony X Anthracite

SAMPLE ORDER CODE

CJRF 36	78	L	FX	52	B	E
----------------	-----------	----------	-----------	-----------	----------	----------

DIMENSIONS INCHES / MM

D	W
30 / 762	48 / 1219
30 / 762	54 / 1372
30 / 762	60 / 1524
30 / 762	66 / 1676
30 / 762	72 / 1829
30 / 762	78 / 1981
32 / 813	48 / 1219
32 / 813	54 / 1372
32 / 813	60 / 1524
32 / 813	66 / 1676
32 / 813	72 / 1829
32 / 813	78 / 1981

PRICING

Journal Laminate	Flintwood	Veneer
912	1233	1269
964	1303	1341
1014	1371	1415
1064	1440	1486
1116	1509	1560
1167	1579	1632
935	1263	1303
988	1335	1377
1041	1408	1453
1094	1480	1530
1147	1551	1604
1203	1624	1680

DIMENSIONS INCHES / MM

D	W
36 / 914	48 / 1219
36 / 914	54 / 1372
36 / 914	60 / 1524
36 / 914	66 / 1676
36 / 914	72 / 1829
36 / 914	78 / 1981
42 / 1067	48 / 1219
42 / 1067	54 / 1372
42 / 1067	60 / 1524
42 / 1067	66 / 1676
42 / 1067	72 / 1829
42 / 1067	78 / 1981

PRICING

Journal Laminate	Flintwood	Veneer
981	1326	1366
1038	1404	1449
1095	1481	1530
1153	1559	1610
1210	1637	1692
1267	1713	1774
1051	1420	1465
1114	1505	1554
1177	1590	1645
1240	1676	1735
1305	1763	1825
1366	1847	1916

If Grommet is specified, add 30

If Module Black is specified, add 208

If Module White is specified, add 290

WHAT'S INCLUDED

1 bridge worksurface, connection hardware, worksurface grommet or module (if specified).

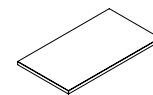
NOTES

Flush mount to a 2 high credenza and desk is standard.

When connecting to a desk or credenza top, matching top finishes must be specified.

For Wood Grain Directions, see the *Application Guide* section.

C J B W
Bridge Worksurface



PRODUCT OPTIONS

Depth	Width	Worksurface Finish	Electrical	Grommet Finish
20, 24	36, 42, 48, 54, 60	Flintwood Veneer Journal Laminate	N None B Center Grommet E Center Module Black F Center Module White	7 Platinum V Very White E Ebony X Anthracite

SAMPLE ORDER CODE

CJBW 36	60	FX	B	E
----------------	-----------	-----------	----------	----------

**DIMENSIONS
INCHES / MM**

D	W
20 / 508	36 / 915
20 / 508	42 / 1067
20 / 508	48 / 1219
20 / 508	54 / 1372
20 / 508	60 / 1524
24 / 610	36 / 915
24 / 610	42 / 1067
24 / 610	48 / 1219
24 / 610	54 / 1372
24 / 610	60 / 1524

PRICING

Journal Laminate	Flintwood	Veneer
229	413	435
248	451	476
270	492	516
293	532	560
316	573	602
254	458	480
275	501	528
300	548	572
322	586	616
346	625	655

If Grommet is specified, add 30

If Module Black is specified, add 208

If Module White is specified, add 290

C J B M

Bridge with Modesty

WHAT'S INCLUDED

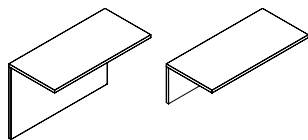
1 bridge worksurface with modesty (as specified), connection hardware, worksurface grommet or module (if specified).

NOTES

Flush mount to a 2 high credenza and desk is standard.

When connecting to a desk or credenza top, matching top finishes must be specified.

For Wood Grain Directions, see the *Application Guide* section.



PRODUCT OPTIONS

Modesty Type	Depth	Width	Worksurface Finish	Modesty Finish	Electrical	Grommet Finish
F Full Flush	20, 24	36, 42, 48, 54, 60	Flintwood	Flintwood	N None	7 Platinum
P Partial Flush			Veneer	Veneer	B Center Grommet	V Very White
			Journal Laminate	Journal Laminate	E Center Module Black	E Ebony
					F Center Module White	X Anthracite

SAMPLE ORDER CODE

CJBM F	24	60	FX	FX	B	E
---------------	-----------	-----------	-----------	-----------	----------	----------

DIMENSIONS INCHES / MM

D	W
20 / 508	36 / 915
20 / 508	42 / 1067
20 / 508	48 / 1219
20 / 508	54 / 1372
20 / 508	60 / 1524
24 / 610	36 / 915
24 / 610	42 / 1067
24 / 610	48 / 1219
24 / 610	54 / 1372
24 / 610	60 / 1524

PRICING

WORKSURFACE FINISH

Journal Laminate	Flintwood	Veneer
231	419	440
254	458	480
273	499	524
296	537	565
320	582	611
255	463	485
278	507	532
303	554	582
326	594	623
349	632	665

To determine overall price, add Worksurface Finish price and Modesty Finish price together.

Pricing is continued on the following page.

C J B M
Bridge with Modesty (Continued)

DIMENSIONS
INCHES / MM

PRICING

DIMENSIONS INCHES / MM		MODESTY FINISH					
		FULL RECESSED MODESTY (F)			PARTIAL RECESSED MODESTY (P)		
D	W	Journal Laminate	Flintwood	Veneer	Journal Laminate	Flintwood	Veneer
20 / 508	36 / 915	333	451	476	270	363	383
20 / 508	42 / 1067	353	476	499	284	382	401
20 / 508	48 / 1219	369	498	523	295	397	416
20 / 508	54 / 1372	403	543	568	321	434	455
20 / 508	60 / 1524	435	587	617	348	470	494
24 / 610	36 / 915	333	451	476	270	363	383
24 / 610	42 / 1067	353	476	499	284	382	401
24 / 610	48 / 1219	369	498	523	295	397	416
24 / 610	54 / 1372	403	543	568	321	434	455
24 / 610	60 / 1524	435	587	617	348	470	494

To determine overall price, add Worksurface Finish price and Case Finish price together.

If Grommet is specified, add 30

If Module Black is specified, add 208

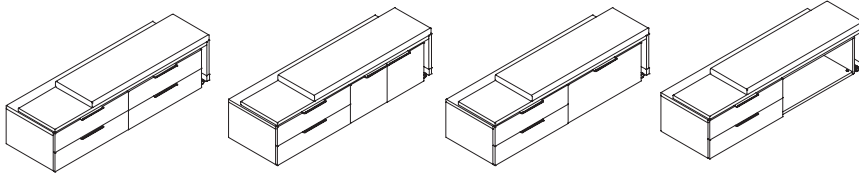
If Module White is specified, add 290

pivot bench &
casual seating

pivot bench & casual seating product map

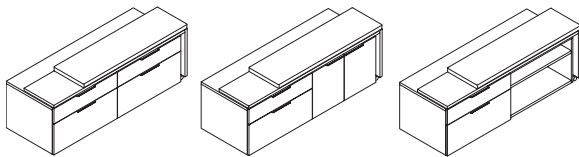
C J N N Pivot Bench

Page 298



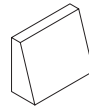
C J N H Pivot Bench 5.1 High

Page 302



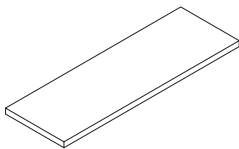
C J B T Bolster

Page 306



C J C N Flat Cushion

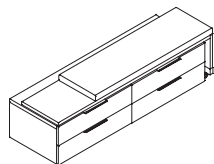
Page 307



pivot bench & casual seating

C J N N

Pivot Bench



WHAT'S INCLUDED

1 bench with storage (as specified), seat cushion with fabric (as specified), casters for pivot bench, storage top (as specified), hinged door(s) (if specified), box/box or file (if specified), pulls (as specified), lock and keys (if specified).

NOTES

52" and 64" widths have single door, all doors have a left orientation.

68" and 76" widths have double doors.

Pivot side of the unit must be given a 6" clearance or paired with a 1 High storage unit to allow the bench to pivot.

The Bench Handedness is determined by the side with casters and not on the side with the pivot mechanism.

For Wood Grain Directions, see the *Application Guide* section.

PRODUCT OPTIONS

Case Top Style	Left Storage	Right Storage	Depth	Width	Bench Handedness
I Integral Top	B Box/Box	B Box/Box	20, 24	52", 64, 68, 76	L Left
F Finished Top	F File C Closed O Open	F File C Closed O Open			R Right

SAMPLE ORDER CODE

CJNN F	B	F	20	68	L
---------------	----------	----------	-----------	-----------	----------

PRODUCT OPTIONS (CONTINUED)

Bench Finish	Seat Finish	Pull Style	Pull Finish	Lock Option
Flintwood	Seating Fabric	R Rectangular	7 Platinum	N No Lock
Veneer	Leather	J Journal	V Very White	K Key Alike
Journal Laminate			E Ebony X Anthracite	R Random

SAMPLE ORDER CODE (CONTINUED)

FX	M142	J	V	K
-----------	-------------	----------	----------	----------

See Pricing on the following page.

C J N N
Pivot Bench (Continued)

DIMENSIONS
INCHES / MM

PRICING

DIMENSIONS		CASE FINISH											
INCHES / MM		INTEGRAL TOP (I)											
		BOX/BOX & BOX/BOX (BB)			BOX/BOX & FILE (BF)			BOX/BOX & OPEN (BO)			BOX/BOX & CLOSED (BC)		
D	W	Journal Laminate	Flintwood	Veneer	Journal Laminate	Flintwood	Veneer	Journal Laminate	Flintwood	Veneer	Journal Laminate	Flintwood	Veneer
20 / 508	52 / 1321	2752	4235	4446	2691	4141	4348	2401	3692	3879	2632	4053	4255
20 / 508	64 / 1626	2966	4563	4792	2905	4469	4692	2600	4001	4200	2910	4476	4701
20 / 508	68 / 1727	3032	4667	4899	2971	4568	4798	2659	4091	4295	2974	4575	4804
20 / 508	76 / 1930	3178	4889	5133	3115	4792	5031	2796	4299	4514	3118	4797	5037
24 / 610	52 / 1321	2798	4305	4522	2739	4212	4422	2448	3765	3953	2680	4123	4330
24 / 610	64 / 1626	3047	4688	4922	2985	4592	4822	2680	4123	4330	2992	4599	4830
24 / 610	68 / 1727	3118	4795	5036	3053	4699	4932	2745	4221	4435	3059	4705	4942
24 / 610	76 / 1930	3247	4995	5243	3182	4894	5141	2862	4406	4624	3185	4899	5146
		FILE & FILE (FF)			FILE & OPEN (FO)			FILE & CLOSED (FC)			OPEN & OPEN (OO)		
D	W	Journal Laminate	Flintwood	Veneer	Journal Laminate	Flintwood	Veneer	Journal Laminate	Flintwood	Veneer	Journal Laminate	Flintwood	Veneer
20 / 508	52 / 1321	2630	4045	4247	2339	3599	3779	2572	3957	4155	2049	3152	3309
20 / 508	64 / 1626	2843	4374	4592	2538	3906	4098	2848	4382	4599	2232	3435	3606
20 / 508	68 / 1727	2906	4472	4696	2597	3995	4193	2912	4478	4703	2288	3517	3693
20 / 508	76 / 1930	3051	4693	4928	2731	4202	4411	3053	4699	4932	2410	3710	3894
24 / 610	52 / 1321	2677	4118	4323	2387	3671	3855	2619	4030	4232	2096	3224	3385
24 / 610	64 / 1626	2924	4498	4722	2619	4030	4232	2928	4505	4730	2314	3560	3738
24 / 610	68 / 1727	2992	4599	4830	2682	4124	4331	2995	4609	4838	2370	3648	3829
24 / 610	76 / 1930	3118	4797	5037	2798	4305	4522	3120	4800	5040	2479	3813	4004
		OPEN & CLOSED (OC)			CLOSED & CLOSED (CC)								
D	W	Journal Laminate	Flintwood	Veneer	Journal Laminate	Flintwood	Veneer						
20 / 508	52 / 1321	2281	3509	3684	2515	3867	4061						
20 / 508	64 / 1626	2543	3913	4110	2854	4389	4611						
20 / 508	68 / 1727	2601	4002	4202	2915	4483	4710						
20 / 508	76 / 1930	2734	4207	4417	3057	4703	4938						
24 / 610	52 / 1321	2329	3583	3762	2560	3941	4139						
24 / 610	64 / 1626	2624	4036	4237	2934	4512	4740						
24 / 610	68 / 1727	2685	4131	4337	3000	4616	4846						
24 / 610	76 / 1930	2801	4308	4525	3124	4805	5046						

To determine overall price, add Case Finish price and Seat Finish price together

Only a selection of Storage configurations are shown. For a complete list of pricing, refer to the Specification Software.

Pricing is continued on the following page.

pivot bench & casual seating

CJNN

Pivot Bench (Continued)

DIMENSIONS INCHES / MM

PRICING

		CASE FINISH												
		FINISHED TOP (F)												
		BOX/BOX & BOX/BOX (BB)			BOX/BOX & FILE (BF)			BOX/BOX & OPEN (BO)			BOX/BOX & CLOSED (BC)			
D	W	Journal Laminate	Flintwood	Veneer	Journal Laminate	Flintwood	Veneer	Journal Laminate	Flintwood	Veneer	Journal Laminate	Flintwood	Veneer	
20 / 508	52 / 1321	2752	4235	4446	2691	4141	4348	2401	3692	3879	2632	4053	4255	
20 / 508	64 / 1626	2966	4563	4792	2905	4469	4692	2600	4001	4200	2910	4476	4701	
20 / 508	68 / 1727	3032	4667	4899	2971	4568	4798	2659	4091	4295	2974	4575	4804	
20 / 508	76 / 1930	3178	4889	5133	3115	4792	5031	2796	4299	4514	3118	4797	5037	
24 / 508	52 / 1321	2798	4305	4522	2739	4212	4422	2448	3765	3953	2680	4123	4330	
24 / 610	64 / 1626	3047	4688	4922	2985	4592	4822	2680	4123	4330	2992	4599	4830	
24 / 610	68 / 1727	3118	4795	5036	3053	4699	4932	2745	4221	4435	3059	4705	4942	
24 / 610	76 / 1930	3247	4995	5243	3182	4894	5141	2862	4406	4624	3185	4899	5146	
		FILE & FILE (FF)			FILE & OPEN (FO)			FILE & CLOSED (FC)			OPEN & OPEN (OO)			
D	W	Journal Laminate	Flintwood	Veneer	Journal Laminate	Flintwood	Veneer	Journal Laminate	Flintwood	Veneer	Journal Laminate	Flintwood	Veneer	
20 / 508	52 / 1321	2630	4045	4247	2339	3599	3779	2572	3957	4155	2049	3152	3309	
20 / 508	64 / 1626	2843	4374	4592	2538	3906	4098	2848	4382	4599	2232	3435	3606	
20 / 508	68 / 1727	2906	4472	4696	2597	3995	4193	2912	4478	4703	2288	3517	3693	
20 / 508	76 / 1930	3051	4693	4928	2731	4202	4411	3053	4699	4932	2410	3710	3894	
24 / 508	52 / 1321	2677	4118	4323	2387	3671	3855	2619	4030	4232	2096	3224	3385	
24 / 610	64 / 1626	2924	4498	4722	2619	4030	4232	2928	4505	4730	2314	3560	3738	
24 / 610	68 / 1727	2992	4599	4830	2682	4124	4331	2995	4609	4838	2370	3648	3829	
24 / 610	76 / 1930	3118	4797	5037	2798	4305	4522	3120	4800	5040	2479	3813	4004	
		OPEN & CLOSED (OC)			CLOSED & CLOSED (CC)									
D	W	Journal Laminate	Flintwood	Veneer	Journal Laminate	Flintwood	Veneer							
20 / 508	52 / 1321	2281	3509	3684	2515	3867	4061							
20 / 508	64 / 1626	2543	3913	4110	2854	4389	4611							
20 / 508	68 / 1727	2601	4002	4202	2915	4483	4710							
20 / 508	76 / 1930	2734	4207	4417	3057	4703	4938							
24 / 508	52 / 1321	2329	3583	3762	2560	3941	4139							
24 / 610	64 / 1626	2624	4036	4237	2934	4512	4740							
24 / 610	68 / 1727	2685	4131	4337	3000	4616	4846							
24 / 610	76 / 1930	2801	4308	4525	3124	4805	5046							

SEAT FINISH:

Width	Gr. 1	COM/Gr. 2	COL/Gr. 3	Gr. 4	Gr. 5	Gr. 6	Gr. 7	Gr. 8	Gr. 9	Gr. 10	Leather LA	Leather LB	Leather LC	Leather LD
52"	82	107	119	148	183	222	231	238	248	261	295	351	425	435
64"	97	125	144	177	222	266	276	287	298	313	360	433	523	534
68"	115	147	168	206	259	309	324	333	349	363	385	463	558	572
76"	129	169	190	237	295	354	370	382	397	416	429	512	619	635

To determine overall price, add Case Finish price and Seat Finish price together

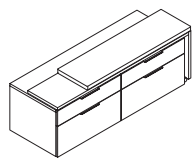
Only a selection of Storage configurations are shown. For a complete list of pricing, refer to the Specification Software.

If Lock is specified, add 71 for each

pivot bench & casual seating

C J N H

Pivot Bench 1.5 High



WHAT'S INCLUDED

1 bench with storage (as specified), seat cushion with fabric (as specified), casters for pivot bench, storage top (as specified), hinged door(s) (if specified), box/box or file (if specified), pulls (as specified), lock and keys (if specified).

NOTES

52" and 64" widths have single door, all doors have a left orientation.

68" and 76" widths have double doors.

Pivot side of the unit must be given a 6" clearance or paired with a 1 High storage unit to allow the bench to pivot.

The Bench Handedness is determined by the side with casters and not on the side with the pivot mechanism.

For Wood Grain Directions, see the *Application Guide* section.

PRODUCT OPTIONS

Case Top Style	Left Storage	Right Storage	Depth	Width	Bench Handedness
I Integral Top	B Box/File	B Box/File	20, 24	52, 64, 68, 76	L Left
F Finished Top	C Closed O Open	C Closed O Open			R Right

SAMPLE ORDER CODE

CJNH F	B	C	20	68	L
---------------	----------	----------	-----------	-----------	----------

PRODUCT OPTIONS (CONTINUED)

Bench Finish	Seat Finish	Pull Style	Pull Finish	Lock Option
Flintwood	Seating Fabric	R Rectangular	7 Platinum	N No Lock
Veneer	Leather	J Journal	V Very White	L Lock
Journal Laminate			E Ebony	K Key Alike
			X Anthracite	R Random

SAMPLE ORDER CODE (CONTINUED)

FX	M142	J	V	K
-----------	-------------	----------	----------	----------

See Pricing on the following page.

C J N H

Pivot Bench 1.5H (Continued)

DIMENSIONS
INCHES / MM

PRICING

DIMENSIONS		CASE FINISH								
INCHES / MM		INTEGRAL TOP (I)								
		BOX/FILE & BOX/FILE (BF)			BOX/ FILE & CLOSED (BFC)			BOX/ FILE & OPEN (BFO)		
D	W	Journal Laminate	Flintwood	Veneer	Journal Laminate	Flintwood	Veneer	Journal Laminate	Flintwood	Veneer
20 / 508	52 / 1321	3076	4735	4972	2929	4507	4732	2691	4141	4348
20 / 508	64 / 1626	3340	5141	5396	3264	5023	5272	2931	4509	4735
20 / 508	68 / 1727	3423	5266	5530	3342	5145	5400	3004	4623	4855
20 / 508	76 / 1930	3583	5511	5786	3503	5389	5658	3149	4846	5089
24 / 508	52 / 1321	3171	4880	5124	3024	4652	4886	2785	4287	4500
24 / 610	64 / 1626	3457	5321	5587	3381	5203	5460	3047	4689	4923
24 / 610	68 / 1727	3568	5491	5768	3489	5370	5636	3151	4849	5091
24 / 610	76 / 1930	3734	5745	6032	3654	5623	5903	3300	5077	5331
		CLOSED & CLOSED (CC)			CLOSED & OPEN (CO)			OPEN & OPEN (OO)		
D	W	Journal Laminate	Flintwood	Veneer	Journal Laminate	Flintwood	Veneer	Journal Laminate	Flintwood	Veneer
20 / 508	52 / 1321	2781	4278	4494	2543	3913	4110	2305	3546	3724
20 / 508	64 / 1626	3187	4904	5149	2855	4391	4612	2522	3880	4072
20 / 508	68 / 1727	3264	5023	5272	2924	4500	4725	2588	3979	4178
20 / 508	76 / 1930	3424	5268	5531	3069	4721	4957	2717	4178	4387
24 / 508	52 / 1321	2876	4423	4646	2639	4059	4262	2398	3690	3877
24 / 610	64 / 1626	3304	5083	5336	2972	4570	4800	2639	4060	4263
24 / 610	68 / 1727	3410	5246	5508	3072	4726	4964	2734	4206	4416
24 / 610	76 / 1930	3575	5501	5776	3221	4956	5205	2868	4411	4631

To determine overall price, add Case Finish price and Seat Finish price together

Only a selection of Storage configurations are shown. For a complete list of pricing, refer to the Specification Software.

Pricing is continued on the following page.

pivot bench & casual seating

C J N H

Pivot Bench 1.5H (Continued)

DIMENSIONS INCHES / MM

PRICING

		CASE FINISH								
		FINISHED TOP (F)								
		BOX/FILE & BOX/FILE (BF)			BOX/ FILE & CLOSED (BFC)			BOX/ FILE & OPEN (BFO)		
D	W	Journal Laminate	Flintwood	Veneer	Journal Laminate	Flintwood	Veneer	Journal Laminate	Flintwood	Veneer
20 / 508	52 / 1321	3076	4735	4972	2929	4507	4732	2691	4141	4348
20 / 508	64 / 1626	3340	5141	5396	3264	5023	5272	2931	4509	4735
20 / 508	68 / 1727	3423	5266	5530	3342	5145	5400	3004	4623	4855
20 / 508	76 / 1930	3583	5511	5786	3503	5389	5658	3149	4846	5089
24 / 508	52 / 1321	3171	4880	5124	3024	4652	4886	2785	4287	4500
24 / 610	64 / 1626	3457	5321	5587	3381	5203	5460	3047	4689	4923
24 / 610	68 / 1727	3568	5491	5768	3489	5370	5636	3151	4849	5091
24 / 610	76 / 1930	3734	5745	6032	3654	5623	5903	3300	5077	5331
		CLOSED & CLOSED (CC)			CLOSED & OPEN (CO)			OPEN & OPEN (OO)		
D	W	Journal Laminate	Flintwood	Veneer	Journal Laminate	Flintwood	Veneer	Journal Laminate	Flintwood	Veneer
20 / 508	52 / 1321	2781	4278	4494	2543	3913	4110	2305	3546	3724
20 / 508	64 / 1626	3187	4904	5149	2855	4391	4612	2522	3880	4072
20 / 508	68 / 1727	3264	5023	5272	2924	4500	4725	2588	3979	4178
20 / 508	76 / 1930	3424	5268	5531	3069	4721	4957	2717	4178	4387
24 / 508	52 / 1321	2876	4423	4646	2639	4059	4262	2398	3690	3877
24 / 610	64 / 1626	3304	5083	5336	2972	4570	4800	2639	4060	4263
24 / 610	68 / 1727	3410	5246	5508	3072	4726	4964	2734	4206	4416
24 / 610	76 / 1930	3575	5501	5776	3221	4956	5205	2868	4411	4631

SEAT FINISH:

Width	Gr. 1	COM/ Gr. 2	COL/ Gr. 3	Gr. 4	Gr. 5	Gr. 6	Gr. 7	Gr. 8	Gr. 9	Gr. 10	Leather LA	Leather LB	Leather LC	Leather LD
52"	82	107	119	148	183	222	231	238	248	261	295	351	425	435
64"	97	125	144	177	222	266	276	287	298	313	360	433	523	534
68"	115	147	168	206	259	309	324	333	349	363	385	463	558	572
76"	129	169	190	237	295	354	370	382	397	416	429	512	619	635

To determine overall price, add Case Finish price and Seat Finish price together

Only a selection of Storage configurations are shown. For a complete list of pricing, refer to the Specification Software.

If Lock is specified, add 71 for each

pivot bench & casual seating

C J B T Bolster

WHAT'S INCLUDED

1 bolster.

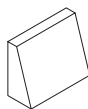
NOTES

Rests loosely on top of the Flat Cushion or credenza storage.

Thickness is 3" at the top and 8" at the bottom.

Height is 16".

Fabric direction is Off the Bolt.



PRODUCT OPTIONS

Depth	Seat Finish
20, 24	Seating Fabric

SAMPLE ORDER CODE

CJBT 24	E540
----------------	-------------

DIMENSIONS INCHES / MM

D
20 / 508
24 / 610

PRICING

COM/		Gr.1	Gr.2	Gr.3	Gr.4	Gr.5	Gr.6	Gr.7	Gr.8	Gr.9	Gr.10
20	508	601	636	675	703	727	748	776	805	832	867
24	610	675	717	767	802	829	858	894	930	966	1007

WHAT'S INCLUDED

1 flat cushion, Velcro strips to affix the cushion to storage.

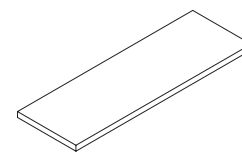
NOTES

Thickness is 1-3/4".

Fabric direction is Off the Bolt.

Widths greater than 48" will have a seam in the middle of the cushion.

C J C N
Flat Cushion



PRODUCT OPTIONS

Depth	Width	Seat Finish
20, 24	24, 36, 48, 60, 72	Seating Fabric

SAMPLE ORDER CODE

CJCN 24	60	E540
----------------	-----------	-------------

**DIMENSIONS
INCHES / MM**

PRICING

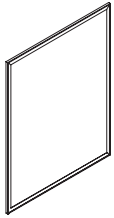
D	W	COM/									
		Gr.1	Gr.2	Gr.3	Gr.4	Gr.5	Gr.6	Gr.7	Gr.8	Gr.9	Gr.10
20 / 508	24 / 610	347	379	409	432	447	465	478	506	528	553
20 / 508	36 / 914	443	488	528	557	580	601	622	658	684	719
20 / 508	48 / 1219	530	579	617	645	668	690	710	747	775	809
20 / 508	60 / 1524	679	754	824	872	912	952	989	1051	1100	1160
20 / 508	72 / 1829	776	863	942	999	1043	1089	1132	1203	1260	1326
24 / 610	24 / 610	361	396	426	447	465	480	496	524	544	568
24 / 610	36 / 914	492	553	614	654	689	723	757	807	850	901
24 / 610	48 / 1279	586	651	710	753	788	821	853	906	948	999
24 / 610	60 / 1524	732	818	896	952	998	1043	1087	1157	1212	1279
24 / 610	72 / 1829	838	935	1024	1087	1138	1188	1238	1315	1379	1456

wall panels &
wall mounted storage

wall panels & wall mount storage product map

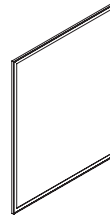
C J W T Wall Panel, Tackable

Page 312



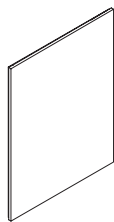
C J W B Wall Panel, Whiteboard

Page 314



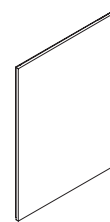
C J W L Wall Panel, Laminate

Page 316



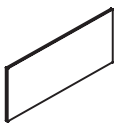
C J W W Wall Panel, Wood

Page 318



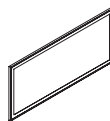
**C J W U L Wall Panel, Under Wall Mount Storage,
Laminate**

Page 320



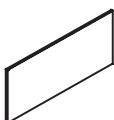
**C J W U T Wall Panel, Under Wall Mount Storage,
Tackable**

Page 322



**C J W U W Wall Panel, Under Wall Mount Storage,
Wood**

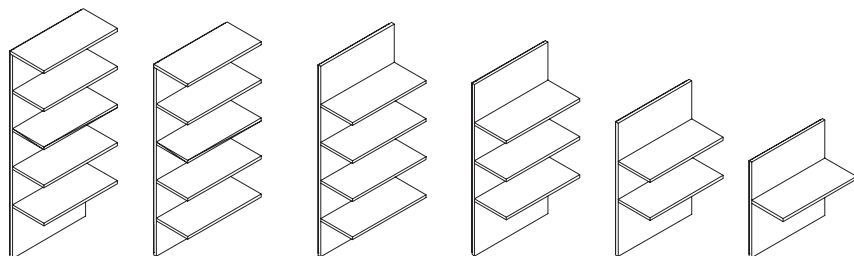
Page 324



wall panels & wall mount storage product map

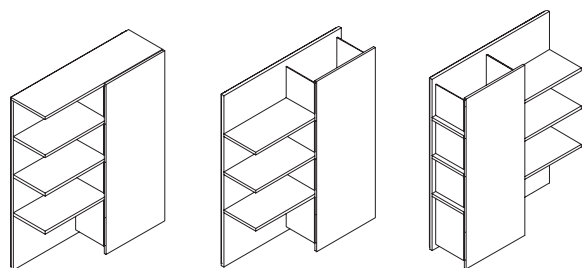
C J W O Wall Panel, Open Shelves

Page 326



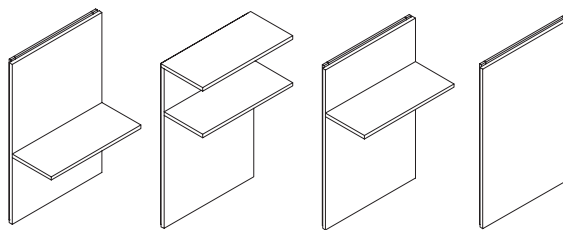
C J W S Wall Panel, Open Shelves, Sliding Door

Page 330



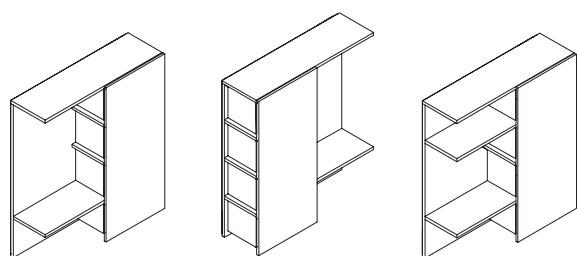
C J V O TV Panel, Open

Page 334



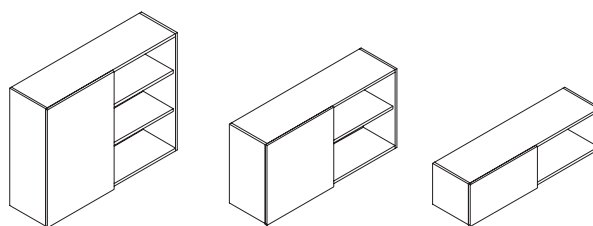
C J V S TV Panel, Shelves, Sliding Door

Page 344



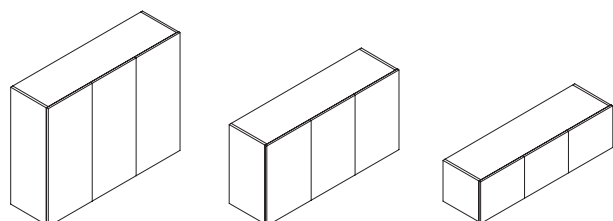
C J M S Wall Mount Storage, Sliding Door

Page 348



C J M H Wall Mount Storage, Hinged Doors

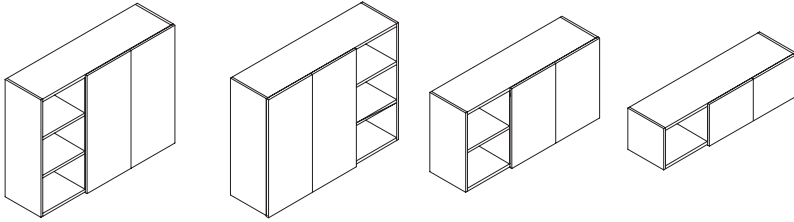
Page 350



wall panels & wall mount storage product map

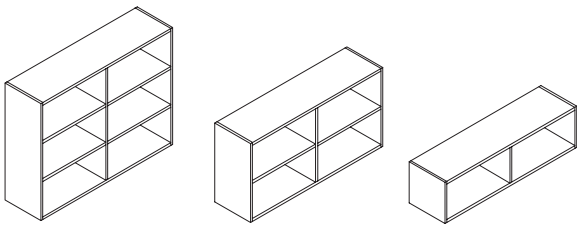
C J M C Wall Mount Storage, Hinged Doors & Cubby

Page 352



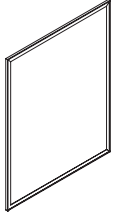
C J M O Wall Mount Storage, Open

Page 353



wall panels & wall mount storage

C J W T Wall Panel, Tackable



WHAT'S INCLUDED

1 tackable wall panel.

NOTES

Heights for 1 High and 2 High Credenza configurations: 2HF, 2HI, 3HF, 3HI, 4HF, 4HI.

Heights for 1.5 High Credenza configurations: 2EF, 2EI, 3EF, 3EI.

"F" Heights are to be used with Finished Top Credenzas.

"I" Heights are to be used with Integral Top Credenzas.

PRODUCT OPTIONS

Height & Storage Mount Type	Width	Finish
2HF 2 High, Finished Top, 27"	24, 30, 32, 36, 42, 48	Fabric
2HI 2 High, Integral Top, 28-1/8"		
2EF 2 High Extended, Finished Top, 33-3/4"		
2EI 2 High Extended, Integral Top, 34-7/8"		
3HF 3 High, Finished Top, 40-1/2"		
3HI 3 High, Integral Top, 41-5/8"		
3EF 3 High Extended, Finished Top, 47-1/4"		
3EI 3 High Extended, Integral Top, 48-3/8"		
4HF 4 High, Finished Top, 54"		
4HI 4 High, Integral Top, 55-1/8"		

SAMPLE ORDER CODE

CJWT 3HF	42	T100
-----------------	-----------	-------------

DIMENSIONS INCHES / MM

W
24 / 610
30 / 762
32 / 813
36 / 914
42 / 1067
48 / 1219

PRICING

2 HIGH, FINISHED TOP (2HF)

		COM/						
Gr. A	Gr. 1	Gr. 2	Gr. 3	Gr. 4	Gr. 5	Gr. 6	Gr. 7	
399	411	426	448	476	503	529	553	
405	416	434	454	480	508	534	559	
408	420	437	458	485	514	537	563	
416	429	445	469	496	524	548	572	
429	443	458	480	508	535	560	585	
444	456	473	498	525	551	575	600	

2 HIGH, INTEGRAL TOP (2HI)

		COM/						
Gr. A	Gr. 1	Gr. 2	Gr. 3	Gr. 4	Gr. 5	Gr. 6	Gr. 7	
414	428	444	466	494	523	546	571	
419	434	448	471	499	527	551	575	
422	437	451	474	502	530	556	580	
435	447	463	485	513	538	564	588	
449	463	478	502	530	557	581	606	
464	477	494	520	546	571	594	619	

2 HIGH EXTENDED, FINISHED TOP (2EF)

		COM/						
Gr. A	Gr. 1	Gr. 2	Gr. 3	Gr. 4	Gr. 5	Gr. 6	Gr. 7	
433	444	461	483	509	536	561	586	
436	448	464	487	514	539	565	589	
441	454	470	494	522	548	572	596	
451	465	480	505	532	559	583	609	
469	480	498	523	551	575	600	623	
485	499	514	538	566	590	616	641	

2 HIGH EXTENDED, INTEGRAL TOP (2EI)

		COM/						
Gr. A	Gr. 1	Gr. 2	Gr. 3	Gr. 4	Gr. 5	Gr. 6	Gr. 7	
447	461	476	500	528	553	579	602	
451	465	480	505	532	559	583	609	
458	471	487	509	537	564	588	614	
470	483	499	524	552	577	601	624	
488	501	520	543	571	594	619	645	
505	521	534	560	588	612	638	660	

Pricing is continued on the following page.

C J W T

Wall Panel, Tackable (Continued)

**DIMENSIONS
INCHES / MM**

W
24 / 610
30 / 762
32 / 813
36 / 914
42 / 1067
48 / 1219

24 / 610
30 / 762
32 / 813
36 / 914
42 / 1067
48 / 1219

24 / 610
30 / 762
32 / 813
36 / 914
42 / 1067
48 / 1219

PRICING

3 HIGH, FINISHED TOP (3HF)

COM/							
Gr. A	Gr. 1	Gr. 2	Gr. 3	Gr. 4	Gr. 5	Gr. 6	Gr. 7
463	476	492	516	543	568	592	617
469	480	498	523	551	575	600	623
476	488	503	529	557	582	607	630
488	501	520	543	571	594	619	645
506	522	535	561	589	614	639	661
528	538	557	585	612	632	658	682

3 HIGH EXTENDED, FINISHED TOP (3EF)

COM/							
Gr. A	Gr. 1	Gr. 2	Gr. 3	Gr. 4	Gr. 5	Gr. 6	Gr. 7
495	506	524	551	579	601	624	650
501	514	530	557	585	609	631	655
507	523	536	563	590	615	640	664
525	536	553	581	609	630	654	680
546	559	575	604	631	652	676	702
568	582	597	626	654	675	701	725

4 HIGH, FINISHED TOP (4HF)

COM/							
Gr. A	Gr. 1	Gr. 2	Gr. 3	Gr. 4	Gr. 5	Gr. 6	Gr. 7
527	537	556	582	610	631	655	681
534	548	563	590	618	641	665	689
543	557	572	601	629	650	674	699
560	573	588	619	647	666	690	713
585	597	614	645	673	690	713	739
611	623	640	673	701	715	740	766

3 HIGH, INTEGRAL TOP (3HI)

COM/							
Gr. A	Gr. 1	Gr. 2	Gr. 3	Gr. 4	Gr. 5	Gr. 6	Gr. 7
478	492	506	532	560	585	610	632
485	499	514	538	566	590	616	641
494	505	523	548	575	600	623	648
505	521	534	560	588	612	638	660
528	538	557	585	612	632	658	682
548	560	577	606	632	653	679	703

3 HIGH EXTENDED, INTEGRAL TOP (3EI)

COM/							
Gr. A	Gr. 1	Gr. 2	Gr. 3	Gr. 4	Gr. 5	Gr. 6	Gr. 7
508	524	537	565	593	616	641	665
521	531	548	575	602	624	650	674
527	537	556	582	610	631	655	681
539	556	571	597	625	648	673	698
565	580	594	624	652	673	698	723
588	602	617	648	676	697	720	742

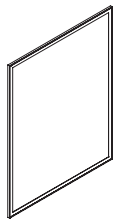
4 HIGH, INTEGRAL TOP (4HI)

COM/							
Gr. A	Gr. 1	Gr. 2	Gr. 3	Gr. 4	Gr. 5	Gr. 6	Gr. 7
539	556	571	597	625	648	673	698
552	564	581	610	638	658	682	706
560	573	588	619	647	666	690	713
579	589	607	638	665	683	708	733
606	617	632	665	691	710	735	761
630	645	659	691	719	737	762	786

wall panels & wall mount storage

C J W B

Wall Panel, Whiteboard



WHAT'S INCLUDED

1 whiteboard wall panel.

NOTES

Heights for 1 High and 2 High Credenza configurations: 2HF, 2HI, 3HF, 3HI, 4HF, 4HI.

Heights for 1.5 High Credenza configurations: 2EF, 2EI, 3EF, 3EI.

"F" Heights are to be used with Finished Top Credenzas.

"I" Heights are to be used with Integral Top Credenzas.

PRODUCT OPTIONS

Height & Storage Mount Type	Width	Finish
2HF 2 High, Finished Top, 27"	24, 30, 32, 36, 42, 48	W Whiteboard
2HI 2 High, Integral Top, 28-1/8"		
2EF 2 High Extended, Finished Top, 33-3/4"		
2EI 2 High Extended, Integral Top, 34-7/8"		
3HF 3 High, Finished Top, 40-1/2"		
3HI 3 High, Integral Top, 41-5/8"		
3EF 3 High Extended, Finished Top, 47-1/4"		
3EI 3 High Extended, Integral Top, 48-3/8"		
4HF 4 High, Finished Top, 54"		
4HI 4 High, Integral Top, 55-1/8"		

SAMPLE ORDER CODE

CJWB 3HF	42	W
----------	----	---

DIMENSIONS INCHES / MM

W
24 / 610
30 / 762
32 / 813
36 / 914
42 / 1067
48 / 1219

PRICING

2 HIGH, FINISHED TOP (2HF)	2 HIGH, INTEGRAL TOP (2HI)
392	416
413	440
435	463
476	507
537	579
601	647

2 HIGH EXTENDED, FINISHED TOP (2EF)	2 HIGH EXTENDED, INTEGRAL TOP (2EI)
443	466
466	495
543	523
617	577
695	658
695	739

Pricing is continued on the following page.

C J W B
Wall Panel, Whiteboard (Continued)

**DIMENSIONS
INCHES / MM**

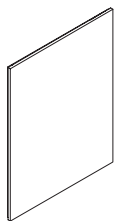
PRICING

W	3 HIGH, FINISHED TOP (3HF)	3 HIGH, INTEGRAL TOP (3HI)
24 / 610	492	516
30 / 762	522	548
32 / 813	551	580
36 / 914	610	643
42 / 1067	699	737
48 / 1219	786	831
24 / 610	3 HIGH EXTENDED, FINISHED TOP (3EF)	3 HIGH EXTENDED, INTEGRAL TOP (3EI)
30 / 762	538	564
32 / 813	575	602
36 / 914	609	639
42 / 1067	675	709
48 / 1219	777	818
24 / 610	4 HIGH, FINISHED TOP (4HF)	4 HIGH, INTEGRAL TOP (4HI)
30 / 762	589	615
32 / 813	626	654
36 / 914	666	697
42 / 1067	741	776
48 / 1219	856	897
48 / 1219	4 HIGH, FINISHED TOP (4HF)	4 HIGH, INTEGRAL TOP (4HI)
48 / 1219	972	1017

wall panels & wall mount storage

CJWL

Wall Panel, Laminate



WHAT'S INCLUDED

1 laminate wall panel.

NOTES

Heights for 1 High and 2 High Credenza configurations: 2HF, 2HI, 3HF, 3HI, 4HF, 4HI.

Heights for 1.5 High Credenza configurations: 2EF, 2EI, 3EF, 3EI.

"F" Heights are to be used with Finished Top Credenzas.

"I" Heights are to be used with Integral Top Credenzas.

For Wood Grain Directions, see the *Application Guide* section.

PRODUCT OPTIONS

Height & Storage Mount Type	Width	Finish
2HF 2 High, Finished Top, 27"	24, 30, 32, 36, 42, 48, 54, 60	Journal Laminate
2HI 2 High, Integral Top, 28-1/8"		
2EF 2 High Extended, Finished Top, 33-3/4"		
2EI 2 High Extended, Integral Top, 34-7/8"		
3HF 3 High, Finished Top, 40-1/2"		
3HI 3 High, Integral Top, 41-5/8"		
3EF 3 High Extended, Finished Top, 47-1/4"		
3EI 3 High Extended, Integral Top, 48-3/8"		
4HF 4 High, Finished Top, 54"		
4HI 4 High, Integral Top, 55-1/8"		

SAMPLE ORDER CODE

CJWL 3HF	60	XG
----------	----	----

DIMENSIONS INCHES / MM

W
24 / 610
30 / 762
32 / 813
36 / 914
42 / 1067
48 / 1219
54 / 1371
60 / 1524

PRICING

2 HIGH, FINISHED TOP (2HF)

Journal Laminate
596
619
641
683
752
818
885
952

2 HIGH, INTEGRAL TOP (2HI)

Journal Laminate
612
636
658
703
771
839
909
978

2 HIGH EXTENDED, FINISHED TOP (2EF)

Journal Laminate
625
650
675
723
791
863
933
1003

2 HIGH EXTENDED, INTEGRAL TOP (2EI)

Journal Laminate
640
664
688
737
811
884
958
1030

Pricing is continued on the following page.

CJWL
Wall Panel, Laminate (Continued)

**DIMENSIONS
INCHES / MM**

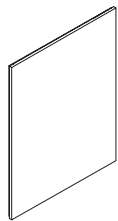
PRICING

DIMENSIONS INCHES / MM		PRICING	
		3 HIGH, FINISHED TOP (3HF)	3 HIGH, INTEGRAL TOP (3HI)
W		Journal Laminate	Journal Laminate
24 / 610		652	672
30 / 762		677	697
32 / 813		703	723
36 / 914		753	771
42 / 1067		828	850
48 / 1219		907	927
54 / 1371		981	1003
60 / 1524		1059	1082
		3 HIGH EXTENDED, FINISHED TOP (3EF)	3 HIGH EXTENDED, INTEGRAL TOP (3EI)
W		Journal Laminate	Journal Laminate
24 / 610		686	699
30 / 762		712	725
32 / 813		739	752
36 / 914		791	806
42 / 1067		870	886
48 / 1219		948	967
54 / 1371		1027	1049
60 / 1524		1105	1130
		4 HIGH, FINISHED TOP (4HF)	4 HIGH, INTEGRAL TOP (4HI)
W		Journal Laminate	Journal Laminate
24 / 610		708	718
30 / 762		737	747
32 / 813		764	776
36 / 914		819	832
42 / 1067		905	918
48 / 1219		986	1006
54 / 1371		1071	1092
60 / 1524		1153	1180

wall panels & wall mount storage

C J W W

Wall Panel, Wood



WHAT'S INCLUDED

1 wood wall panel.

NOTES

Heights for 1 High and 2 High Credenza configurations: 2HF, 2HI, 3HF, 3HI, 4HF, 4HI.

Heights for 1.5 High Credenza configurations: 2EF, 2EI, 3EF, 3EI.

"F" Heights are to be used with Finished Top Credenzas.

"I" Heights are to be used with Integral Top Credenzas.

For Wood Grain Directions, see the *Application Guide* section.

PRODUCT OPTIONS

Height & Storage Mount Type	Width	Finish
2HF 2 High, Finished Top, 27"	24, 30, 32, 36, 42, 48, 54, 60	Flintwood Veneer
2HI 2 High, Integral Top, 28-1/8"		
2EF 2 High Extended, Finished Top, 33-3/4"		
2EI 2 High Extended, Integral Top, 34-7/8"		
3HF 3 High, Finished Top, 40-1/2"		
3HI 3 High, Integral Top, 41-5/8"		
3EF 3 High Extended, Finished Top, 47-1/4"		
3EI 3 High Extended, Integral Top, 48-3/8"		
4HF 4 High, Finished Top, 54"		
4HI 4 High, Integral Top, 55-1/8"		

SAMPLE ORDER CODE

CJWW 3HF	60	FX
-----------------	-----------	-----------

**DIMENSIONS
INCHES / MM**

W
24 / 610
30 / 762
32 / 813
36 / 914
42 / 1067
48 / 1219
54 / 1371
60 / 1524

PRICING

2 HIGH, FINISHED TOP (2HF)

Flintwood	Veneer
978	1028
1014	1065
1051	1103
1122	1179
1232	1292
1341	1408
1452	1523
1560	1638

2 HIGH, INTEGRAL TOP (2HI)

Flintwood	Veneer
1003	1054
1041	1093
1079	1132
1152	1210
1264	1328
1377	1445
1491	1566
1603	1684

2 HIGH EXTENDED, FINISHED TOP (2EF)

Flintwood	Veneer
1028	1079
1065	1118
1105	1160
1182	1241
1297	1363
1414	1485
1530	1607
1646	1727

2 HIGH EXTENDED, INTEGRAL TOP (2EI)

Flintwood	Veneer
1049	1101
1088	1143
1129	1186
1209	1269
1328	1394
1450	1522
1569	1648
1689	1774

Pricing is continued on the following page.

C J W W
Wall Panel, Wood (Continued)

**DIMENSIONS
INCHES / MM**

PRICING

W	3 HIGH, FINISHED TOP (3HF)		3 HIGH, INTEGRAL TOP (3HI)	
	Flintwood	Veneer	Flintwood	Veneer
24 / 610	1068	1122	1099	1153
30 / 762	1110	1166	1139	1196
32 / 813	1152	1210	1182	1241
36 / 914	1234	1295	1266	1329
42 / 1067	1358	1427	1393	1463
48 / 1219	1485	1560	1520	1596
54 / 1371	1609	1689	1646	1727
60 / 1524	1735	1821	1772	1862

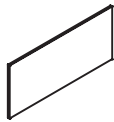
W	3 HIGH EXTENDED, FINISHED TOP (3EF)		3 HIGH EXTENDED, INTEGRAL TOP (3EI)	
	Flintwood	Veneer	Flintwood	Veneer
24 / 610	1128	1184	1145	1203
30 / 762	1169	1228	1188	1247
32 / 813	1212	1274	1232	1292
36 / 914	1297	1363	1321	1387
42 / 1067	1427	1498	1453	1524
48 / 1219	1554	1632	1586	1663
54 / 1371	1683	1767	1718	1805
60 / 1524	1812	1901	1850	1945

W	4 HIGH, FINISHED TOP (4HF)		4 HIGH, INTEGRAL TOP (4HI)	
	Flintwood	Veneer	Flintwood	Veneer
24 / 610	1160	1218	1179	1237
30 / 762	1208	1268	1225	1285
32 / 813	1254	1315	1270	1335
36 / 914	1343	1411	1365	1434
42 / 1067	1481	1554	1508	1582
48 / 1219	1617	1697	1648	1731
54 / 1371	1756	1843	1790	1880
60 / 1524	1892	1986	1934	2030

wall panels & wall mount storage

CJWUL

Wall Panel, Under Wall Mount Storage, Laminate



WHAT'S INCLUDED

1 laminate wall panel to be used under wall mount storage.

NOTES

Heights for 1 High and 2 High Credenza configurations: 2HF, 2HI, 3HF, 3HI.

Heights for 1.5 High Credenza configurations: 1EF, 1EI, 2EF, 2EI.

"F" Heights are to be used with Finished Top Credenzas.

"I" Heights are to be used with Integral Top Credenzas.

Panel spacing allows for a vertical wire drop from the light option specified with a Wall Mount Storage unit.

For Wood Grain Directions, see the *Application Guide* section.

PRODUCT OPTIONS

Height & Storage Mount Type	Width	Finish
1EF 1 High Extended, Finished Top, 18-1/2"	30, 32, 36, 42, 48, 54, 60, 64, 66, 72, 78, 84, 90, 96	Journal Laminate
1EI 1 High Extended, Integral Top, 19-5/8"		
2HF 2 High, Finished Top, 25-1/4"		
2HI 2 High, Integral Top, 26-3/8"		
2EF 2 High Extended, Finished Top, 32"		
2EI 2 High Extended, Integral Top, 33-1/8"		
3HF 3 High, Finished Top, 38-3/4"		
3HI 3 High, Integral Top, 39-7/8"		

SAMPLE ORDER CODE

CJWUL 3HF	72	XG
-----------	----	----

DIMENSIONS INCHES / MM

W
30 / 762
32 / 813
36 / 914
42 / 1067
48 / 1219
54 / 1371
60 / 1524
64 / 1626
66 / 1676
72 / 1829
78 / 1981
84 / 2134
90 / 2286
96 / 2438

PRICING

1 HIGH EXTENDED, FINISHED TOP (1EF)		1 HIGH EXTENDED, INTEGRAL TOP (1EI)	
	Journal Laminate		Journal Laminate
	587		601
	607		622
	648		665
	709		732
	770		797
	832		863
	893		929
	936		972
	956		994
	1017		1059
	1079		1124
	1141		1189
	1203		1255
	1263		1321

Pricing is continued on the following page.

CJWUL
Wall Panel, Under Wall Mount
Storage, Laminate (Continued)

DIMENSIONS
INCHES / MM

PRICING

W	2 HIGH, FINISHED TOP (2HF)		2 HIGH, INTEGRAL TOP (2HI)	
	Journal Laminate		Journal Laminate	
30 / 762	615		630	
32 / 813	639		652	
36 / 914	682		701	
42 / 1067	752		771	
48 / 1219	821		842	
54 / 1371	887		914	
60 / 1524	956		985	
64 / 1626	1002		1032	
66 / 1676	1025		1057	
72 / 1829	1093		1129	
78 / 1981	1161		1201	
84 / 2134	1231		1269	
90 / 2286	1297		1341	
96 / 2438	1377		1412	
	2 HIGH EXTENDED, FINISHED TOP (2EF)		2 HIGH EXTENDED, INTEGRAL TOP (2EI)	
	Journal Laminate		Journal Laminate	
30 / 762	643		655	
32 / 813	668		681	
36 / 914	715		732	
42 / 1067	790		806	
48 / 1219	863		882	
54 / 1371	936		958	
60 / 1524	1009		1032	
64 / 1626	1059		1083	
66 / 1676	1083		1108	
72 / 1829	1155		1182	
78 / 1981	1228		1257	
84 / 2134	1303		1334	
90 / 2286	1376		1408	
96 / 2438	1448		1484	
	3 HIGH, FINISHED TOP (3HF)		3 HIGH, INTEGRAL TOP (3HI)	
	Journal Laminate		Journal Laminate	
30 / 762	672		682	
32 / 813	697		709	
36 / 914	746		762	
42 / 1067	825		841	
48 / 1219	901		919	
54 / 1371	978		1000	
60 / 1524	1057		1080	
64 / 1626	1107		1132	
66 / 1676	1132		1158	
72 / 1829	1210		1237	
78 / 1981	1286		1317	
84 / 2134	1364		1395	
90 / 2286	1442		1474	
96 / 2438	1518		1554	

wall panels & wall mount storage

CJWUT

Wall Panel, Under Wall Mount Storage, Tackable

WHAT'S INCLUDED

1 tackable wall panel to be used under wall mount storage.

NOTES

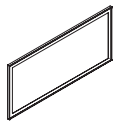
Heights for 1 High and 2 High Credenza configurations: 2HF, 2HI, 3HF, 3HI.

Heights for 1.5 High Credenza configurations: 1EF, 1EI, 2EF, 2EI.

"F" Heights are to be used with Finished Top Credenzas.

"I" Heights are to be used with Integral Top Credenzas.

Panel spacing allows for a vertical wire drop from the light option specified with a Wall Mount Storage unit.



PRODUCT OPTIONS

Height & Storage Mount Type	Width	Finish
1EF 1 High Extended, Finished Top, 18-1/2"	30, 32, 36, 42, 48, 54, 60, 64, 66, 72, 78, 84, 90, 96	Fabric
1EI 1 High Extended, Integral Top, 19-5/8"		
2HF 2 High, Finished Top, 25-1/4"		
2HI 2 High, Integral Top, 26-3/8"		
2EF 2 High Extended, Finished Top, 32"		
2EI 2 High Extended, Integral Top, 33-1/8"		
3HF 3 High, Finished Top, 38-3/4"		
3HI 3 High, Integral Top, 39-7/8"		

SAMPLE ORDER CODE

CJWUT 3HF	72	T100
-----------	----	------

DIMENSIONS INCHES / MM

W
30 / 762
32 / 813
36 / 914
42 / 1067
48 / 1219
54 / 1371
60 / 1524
64 / 1626
66 / 1676
72 / 1829
78 / 1981
84 / 2134
90 / 2286
96 / 2438

PRICING

1 HIGH EXTENDED, FINISHED TOP (1EF)

		COM/						
Gr. A	Gr. 1	Gr. 2	Gr. 3	Gr. 4	Gr. 5	Gr. 6	Gr. 7	
374	384	403	420	448	478	502	528	
377	387	406	425	451	483	506	531	
382	396	411	433	461	488	512	536	
394	407	421	444	472	500	525	550	
405	416	434	454	480	508	534	559	
413	426	443	465	493	522	544	568	
422	437	451	474	502	530	556	580	
433	444	461	483	509	536	561	586	
435	447	463	485	513	538	564	588	
444	456	473	498	525	551	575	600	
455	469	484	507	535	561	586	611	
465	478	495	521	548	572	596	621	
476	488	503	529	557	582	607	630	
483	496	509	536	564	588	614	639	

1 HIGH EXTENDED, INTEGRAL TOP (1EI)

		COM/						
Gr. A	Gr. 1	Gr. 2	Gr. 3	Gr. 4	Gr. 5	Gr. 6	Gr. 7	
386	403	416	437	465	495	521	543	
392	406	420	441	469	499	524	548	
401	412	428	449	477	505	530	556	
412	425	441	464	492	521	543	566	
422	437	451	474	502	530	556	580	
447	461	476	500	528	553	579	602	
447	461	476	500	528	553	579	602	
454	466	483	506	534	560	585	610	
458	471	487	509	537	564	588	614	
470	483	499	524	552	577	601	624	
480	495	508	535	563	587	612	638	
494	505	523	548	575	600	623	648	
505	521	534	560	588	612	638	660	
520	530	546	573	601	623	648	673	

Pricing is continued on the following page.

CJWUT

Wall Panel, Under Wall Mount Storage, Tackable (Continued)

**DIMENSIONS
INCHES / MM**

W
30 / 762
32 / 813
36 / 914
42 / 1067
48 / 1219
54 / 1371
60 / 1524
64 / 1626
66 / 1676
72 / 1829
78 / 1981
84 / 2134
90 / 2286
96 / 2438

PRICING

2 HIGH, FINISHED TOP (2HF)

COM/							
Gr. A	Gr. 1	Gr. 2	Gr. 3	Gr. 4	Gr. 5	Gr. 6	Gr. 7
405	416	434	454	480	508	534	559
408	420	437	458	485	514	537	563
416	429	445	469	496	524	548	572
429	443	458	480	508	535	560	585
444	456	473	498	525	551	575	600
456	470	485	508	536	563	587	612
470	483	499	524	552	577	601	624
478	492	506	532	560	585	610	632
483	496	509	536	564	588	614	639
496	507	525	552	580	602	625	651
507	523	536	563	590	615	640	664
523	534	551	579	606	626	652	676
534	548	563	590	618	641	665	689
548	560	577	606	632	653	679	703

2 HIGH, INTEGRAL TOP (2HI)

COM/							
Gr. A	Gr. 1	Gr. 2	Gr. 3	Gr. 4	Gr. 5	Gr. 6	Gr. 7
419	434	448	471	499	527	551	575
425	438	454	476	503	531	557	581
435	447	463	485	513	538	564	588
448	462	477	501	529	556	580	604
463	476	492	516	543	568	592	617
477	491	505	531	559	583	609	631
494	505	523	548	575	600	623	648
501	514	530	557	585	609	631	655
506	522	535	561	589	614	639	661
523	534	551	579	606	626	652	676
535	550	564	592	619	643	666	690
551	563	580	609	636	655	681	705
564	579	592	623	651	672	697	720
580	590	609	639	666	684	709	734

2 HIGH EXTENDED, FINISHED TOP (2EF)

COM/							
Gr. A	Gr. 1	Gr. 2	Gr. 3	Gr. 4	Gr. 5	Gr. 6	Gr. 7
436	448	464	487	514	539	565	589
441	454	470	494	522	548	572	596
450	464	479	503	531	558	582	607
466	479	496	522	550	573	597	622
483	496	509	536	564	588	614	639
514	528	543	571	597	621	646	670
514	528	543	571	597	621	646	670
527	537	556	582	610	631	655	681
530	543	559	587	615	638	660	684
546	559	575	604	631	652	676	702
561	575	589	621	648	668	691	715
580	590	609	639	666	684	709	734
594	609	623	654	682	702	727	749
611	623	640	673	701	715	740	766

2 HIGH EXTENDED, INTEGRAL TOP (2EI)

COM/							
Gr. A	Gr. 1	Gr. 2	Gr. 3	Gr. 4	Gr. 5	Gr. 6	Gr. 7
450	464	479	503	531	558	582	607
473	485	501	527	554	580	604	626
469	480	498	523	551	575	600	623
485	499	514	538	566	590	616	641
502	516	531	558	586	610	632	658
522	532	550	577	604	625	651	675
536	551	565	594	622	645	668	691
550	561	579	607	635	654	680	704
556	566	583	612	640	660	684	709
572	585	601	630	658	679	703	728
588	602	617	648	676	697	720	742
607	619	635	666	694	711	737	762
623	638	652	683	711	731	754	778
641	653	670	703	731	747	771	796

3 HIGH, FINISHED TOP (3HF)

COM/							
Gr. A	Gr. 1	Gr. 2	Gr. 3	Gr. 4	Gr. 5	Gr. 6	Gr. 7
466	479	496	522	550	573	597	622
473	485	501	527	554	580	604	626
485	499	514	538	566	590	616	641
503	520	532	559	587	611	635	659
524	535	552	580	607	629	653	679
539	556	571	597	625	648	673	698
560	573	588	619	647	666	690	713
573	586	602	631	659	680	704	730
580	590	609	639	666	684	709	734
597	611	625	658	684	704	730	753
616	629	646	677	705	724	747	771
635	648	664	698	725	740	766	790
653	666	682	715	742	761	784	809
666	680	697	731	759	773	797	822

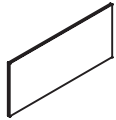
3 HIGH, INTEGRAL TOP (3HI)

COM/							
Gr. A	Gr. 1	Gr. 2	Gr. 3	Gr. 4	Gr. 5	Gr. 6	Gr. 7
483	496	509	536	564	588	614	639
491	502	521	544	572	596	621	646
502	516	531	558	586	610	632	658
524	535	552	580	607	629	653	679
543	557	572	601	629	650	674	699
563	577	590	622	650	670	695	718
583	596	612	643	670	689	712	738
596	610	624	655	683	703	728	752
604	616	631	664	690	709	734	759
623	638	652	683	711	731	754	778
645	655	673	706	734	749	775	798
664	676	691	728	756	770	793	819
683	698	711	748	776	790	814	838
704	715	733	768	796	811	834	858

wall panels & wall mount storage

CJWUW

Wall Panel, Under Wall Mount Storage, Wood



WHAT'S INCLUDED

1 wood wall panel to be used under wall mount storage.

NOTES

Heights for 1 High and 2 High Credenza configurations: 2HF, 2HI, 3HF, 3HI.

Heights for 1.5 High Credenza configurations: 1EF, 1EI, 2EF, 2EI.

"F" Heights are to be used with Finished Top Credenzas.

"I" Heights are to be used with Integral Top Credenzas.

Panel spacing allows for a vertical wire drop from the light option specified with a Wall Mount Storage unit.

For Wood Grain Directions, see the *Application Guide* section.

PRODUCT OPTIONS

Height & Storage Mount Type	Width	Finish
1EF 1 High Extended, Finished Top, 18-1/2"	30, 32, 36, 42, 48, 54, 60, 64, 66, 72, 78, 84, 90, 96	Flintwood Veneer
1EI 1 High Extended, Integral Top, 19-5/8"		
2HF 2 High, Finished Top, 25-1/4"		
2HI 2 High, Integral Top, 26-3/8"		
2EF 2 High Extended, Finished Top, 32"		
2EI 2 High Extended, Integral Top, 33-1/8"		
3HF 3 High, Finished Top, 38-3/4"		
3HI 3 High, Integral Top, 39-7/8"		

SAMPLE ORDER CODE

CJWUW 3HF	72	FX
-----------	----	----

DIMENSIONS INCHES / MM

W
30 / 762
32 / 813
36 / 914
42 / 1067
48 / 1219
54 / 1371
60 / 1524
64 / 1626
66 / 1676
72 / 1829
78 / 1981
84 / 2134
90 / 2286
96 / 2438

PRICING

1 HIGH EXTENDED, FINISHED TOP (1EF)

Flintwood	Veneer
962	1010
995	1044
1061	1115
1162	1220
1263	1327
1364	1433
1465	1539
1534	1610
1567	1645
1668	1750
1768	1858
1869	1963
1971	2069
2071	2174

1 HIGH EXTENDED, INTEGRAL TOP (1EI)

Flintwood	Veneer
985	1035
1020	1071
1090	1145
1201	1260
1306	1371
1414	1485
1522	1598
1593	1672
1630	1712
1735	1821
1843	1935
1950	2046
2057	2160
2166	2274

Pricing is continued on the following page.

C J W U W
Wall Panel, Under Wall Mount
Storage, Wood (Continued)

DIMENSIONS
INCHES / MM

PRICING

W	2 HIGH, FINISHED TOP (2HF)		2 HIGH, INTEGRAL TOP (2HI)	
	Flintwood	Veneer	Flintwood	Veneer
30 / 762	1009	1059	1032	1085
32 / 813	1046	1100	1070	1124
36 / 914	1119	1176	1147	1205
42 / 1067	1232	1292	1264	1328
48 / 1219	1344	1412	1382	1450
54 / 1371	1456	1529	1499	1573
60 / 1524	1568	1647	1616	1696
64 / 1626	1641	1724	1692	1777
66 / 1676	1680	1764	1732	1818
72 / 1829	1791	1883	1848	1942
78 / 1981	1904	1999	1965	2065
84 / 2134	2016	2117	2082	2187
90 / 2286	2127	2234	2198	2307
96 / 2438	2257	2370	2315	2429

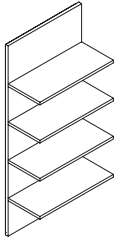
W	2 HIGH EXTENDED, FINISHED TOP (2EF)		2 HIGH EXTENDED, INTEGRAL TOP (2EI)	
	Flintwood	Veneer	Flintwood	Veneer
30 / 762	1054	1107	1076	1130
32 / 813	1093	1147	1117	1173
36 / 914	1175	1233	1201	1260
42 / 1067	1293	1358	1322	1390
48 / 1219	1414	1485	1444	1516
54 / 1371	1534	1610	1569	1648
60 / 1524	1654	1737	1692	1777
64 / 1626	1735	1821	1774	1863
66 / 1676	1774	1863	1815	1906
72 / 1829	1893	1987	1938	2037
78 / 1981	2014	2115	2064	2166
84 / 2134	2133	2241	2187	2297
90 / 2286	2254	2366	2307	2423
96 / 2438	2373	2493	2433	2554

W	3 HIGH, FINISHED TOP (3HF)		3 HIGH, INTEGRAL TOP (3HI)	
	Flintwood	Veneer	Flintwood	Veneer
30 / 762	1099	1153	1118	1175
32 / 813	1139	1196	1161	1219
36 / 914	1221	1284	1249	1312
42 / 1067	1351	1419	1380	1449
48 / 1219	1478	1550	1509	1583
54 / 1371	1603	1684	1639	1720
60 / 1524	1731	1817	1770	1859
64 / 1626	1814	1904	1856	1949
66 / 1676	1858	1950	1898	1993
72 / 1829	1985	2085	2027	2129
78 / 1981	2110	2216	2160	2269
84 / 2134	2239	2349	2289	2402
90 / 2286	2364	2481	2420	2540
96 / 2438	2491	2615	2549	2676

wall panels & wall mount storage

CJWO

Wall Panel, Open Shelves



WHAT'S INCLUDED

1 wall panel with open shelves, unit top (if specified), light with valance on lower shelf (if specified).

NOTES

Heights for 1 High and 2 High Credenza configurations: 2HF, 2HI, 3HF, 3HI, 4HF, 4HI, 5HF, 5HI.

Heights for 1.5 High Credenza configurations: 2EF, 2EI, 3EF, 3EI, 4EF, 4EI.

"F" Heights are to be used with Finished Top Credenzas.

"I" Heights are to be used with Integral Top Credenzas.

Heights 4EF, 4EI, 5HF, 5HI have a maximum width of 54".

For Wood Grain Directions, see the *Application Guide* section.

This is a Full Height Wall Panel and is not intended to be specified with a Wall Mount Storage unit above it. A special height adjustment is needed to allow the proper spacing required when specified with a Wall Mount Storage unit.

PRODUCT OPTIONS

Height & Storage Mount Type	Top Option	Depth	Width	Finish	Light Option
2HF 2 High, Finished Top, 27"	Y With Top	14	30, 32, 36, 42, 48, 54, 60, 64, 66, 72, 78, 84, 90, 96	Flintwood Veneer Journal Laminate	N None
2HI 2 High, Integral Top, 28-1/8"	N No Top				L Light, Graphic Valance
2EF 2 High Extended, Finished Top, 33-3/4"					E Light, Ebony Valance
2EI 2 High Extended, Integral Top, 34-7/8"					V Light, Very White Valance
3HF 3 High, Finished Top, 40-1/2"					7 Light, Platinum Valance
3HI 3 High, Integral Top, 41-5/8"					
3EF 3 High Extended, Finished Top, 47-1/4"					
3EI 3 High Extended, Integral Top, 48-3/8"					
4HF 4 High, Finished Top, 54"					
4HI 4 High, Integral Top, 55-1/8"					
4EF 4 High Extended, Finished Top, 60-3/4"					
4EI 4 High Extended, Integral Top, 61-7/8"					
5HF 5 High, Finished Top, 67-1/2"					
5HI 5 High, Integral Top, 68-5/8"					

SAMPLE ORDER CODE

CJWO 3HF	N	14	72	FX	N
----------	---	----	----	----	---

DIMENSIONS INCHES / MM

W
30 / 762
32 / 813
36 / 914
42 / 1067
48 / 1219
54 / 1371
60 / 1524
64 / 1626
66 / 1676
72 / 1829
78 / 1981
84 / 2134
90 / 2286
96 / 2438

PRICING

2 HIGH, FINISHED TOP (2HF)							2 HIGH, INTEGRAL TOP (2HI)					
NO TOP			WITH TOP				NO TOP			WITH TOP		
Journal Laminate	Flintwood	Veneer	Journal Laminate	Flintwood	Veneer	Journal Laminate	Flintwood	Veneer	Journal Laminate	Flintwood	Veneer	
1194	1924	2022	1346	2172	2279	1216	1962	2058	1368	2205	2318	
1220	1969	2069	1377	2220	2332	1244	2006	2104	1398	2256	2369	
1277	2060	2162	1440	2320	2436	1298	2096	2199	1460	2356	2474	
1362	2196	2305	1532	2471	2594	1384	2231	2343	1553	2506	2631	
1444	2330	2448	1625	2620	2752	1467	2366	2484	1647	2656	2787	
1529	2465	2589	1719	2775	2913	1550	2501	2626	1743	2810	2951	
1611	2600	2729	1817	2931	3076	1633	2634	2768	1839	2966	3115	
1668	2690	2825	1884	3037	3188	1690	2726	2862	1906	3073	3226	
1695	2734	2871	1917	3090	3246	1718	2771	2908	1938	3127	3283	
1779	2870	3014	2020	3256	3417	1801	2906	3052	2040	3291	3456	
1868	3013	3163	2117	3416	3588	1891	3050	3203	2141	3453	3625	
1957	3156	3314	2220	3581	3761	1979	3192	3352	2243	3617	3799	
2045	3300	3466	2325	3749	3937	2068	3336	3503	2347	3784	3973	
2134	3443	3616	2427	3915	4112	2156	3479	3653	2450	3951	4149	

Pricing is continued on the following page.

C J W O
Wall Panel, Open Shelves
(Continued)

DIMENSIONS
INCHES / MM

PRICING

W
30 / 762
32 / 813
36 / 914
42 / 1067
48 / 1219
54 / 1371
60 / 1524
64 / 1626
66 / 1676
72 / 1829
78 / 1981
84 / 2134
90 / 2286
96 / 2438

2 HIGH EXTENDED, FINISHED TOP (2EF)					
NO TOP			WITH TOP		
Journal Laminate	Flintwood	Veneer	Journal Laminate	Flintwood	Veneer
1290	2079	2184	1442	2327	2443
1317	2125	2231	1472	2375	2494
1373	2216	2327	1534	2475	2598
1457	2349	2467	1626	2625	2755
1540	2484	2609	1720	2776	2916
1624	2619	2750	1817	2929	3075
1709	2755	2893	1914	3087	3240
1764	2845	2987	1978	3190	3351
1791	2891	3033	2013	3246	3408
1876	3026	3176	2114	3410	3581
1964	3169	3327	2216	3573	3750
2052	3311	3478	2317	3736	3921
2141	3454	3627	2420	3905	4096
2231	3599	3778	2523	4068	4272

2 HIGH EXTENDED, INTEGRAL TOP (2EI)					
NO TOP			WITH TOP		
Journal Laminate	Flintwood	Veneer	Journal Laminate	Flintwood	Veneer
1312	2115	2220	1464	2363	2480
1339	2161	2270	1494	2410	2531
1395	2250	2364	1558	2510	2634
1480	2387	2506	1648	2659	2793
1563	2521	2647	1743	2811	2952
1646	2655	2787	1837	2964	3112
1730	2790	2929	1935	3122	3278
1786	2881	3026	2001	3227	3387
1814	2926	3073	2036	3280	3445
1897	3060	3214	2137	3446	3618
1986	3204	3364	2239	3609	3790
2074	3349	3514	2339	3770	3960
2163	3489	3664	2443	3939	4135
2254	3634	3818	2545	4105	4311

30 / 762
32 / 813
36 / 914
42 / 1067
48 / 1219
54 / 1371
60 / 1524
64 / 1626
66 / 1676
72 / 1829
78 / 1981
84 / 2134
90 / 2286
96 / 2438

3 HIGH, FINISHED TOP (3HF)					
NO TOP			WITH TOP		
Journal Laminate	Flintwood	Veneer	Journal Laminate	Flintwood	Veneer
1481	2390	2509	1633	2634	2768
1515	2446	2568	1672	2697	2832
1587	2559	2687	1748	2820	2959
1692	2731	2869	1863	3004	3155
1799	2902	3046	1980	3193	3354
1906	3073	3226	2097	3383	3553
2011	3245	3407	2217	3574	3753
2082	3357	3528	2298	3705	3889
2116	3414	3586	2337	3769	3958
2221	3586	3764	2462	3970	4169
2335	3765	3953	2584	4171	4380
2448	3946	4145	2711	4372	4591
2559	4127	4333	2836	4575	4804
2670	4307	4524	2963	4778	5017

3 HIGH, INTEGRAL TOP (3HI)					
NO TOP			WITH TOP		
Journal Laminate	Flintwood	Veneer	Journal Laminate	Flintwood	Veneer
1503	2424	2545	1658	2671	2805
1539	2481	2604	1695	2732	2870
1609	2596	2726	1771	2856	2999
1716	2768	2905	1885	3042	3193
1821	2937	3086	2001	3228	3390
1926	3106	3263	2119	3417	3588
2035	3279	3443	2240	3610	3792
2103	3393	3562	2318	3739	3927
2139	3450	3623	2358	3804	3995
2246	3620	3801	2482	4005	4206
2357	3801	3993	2608	4206	4416
2468	3981	4182	2732	4409	4626
2581	4163	4372	2859	4612	4841
2694	4345	4562	2985	4816	5056

30 / 762
32 / 813
36 / 914
42 / 1067
48 / 1219
54 / 1371
60 / 1524
64 / 1626
66 / 1676
72 / 1829
78 / 1981
84 / 2134
90 / 2286
96 / 2438

3 HIGH EXTENDED, FINISHED TOP (3EF)					
NO TOP			WITH TOP		
Journal Laminate	Flintwood	Veneer	Journal Laminate	Flintwood	Veneer
1576	2544	2670	1730	2790	2929
1612	2601	2731	1767	2851	2994
1683	2714	2849	1844	2974	3123
1789	2885	3030	1960	3160	3316
1894	3057	3209	2074	3349	3514
2001	3228	3388	2192	3536	3713
2107	3399	3567	2313	3731	3915
2176	3512	3686	2393	3859	4054
2213	3567	3748	2433	3925	4120
2319	3740	3927	2557	4124	4331
2431	3920	4117	2682	4324	4540
2543	4101	4306	2806	4526	4751
2655	4282	4496	2932	4730	4967
2767	4464	4685	3059	4936	5181

3 HIGH EXTENDED, INTEGRAL TOP (3EI)					
NO TOP			WITH TOP		
Journal Laminate	Flintwood	Veneer	Journal Laminate	Flintwood	Veneer
1598	2579	2707	1750	2826	2968
1636	2638	2768	1790	2886	3031
1705	2749	2886	1866	3010	3161
1812	2922	3068	1980	3195	3356
1917	3093	3247	2098	3384	3554
2023	3263	3427	2216	3573	3750
2129	3434	3605	2333	3764	3952
2199	3547	3725	2416	3893	4090
2234	3604	3784	2455	3960	4157
2341	3777	3966	2580	4160	4367
2452	3956	4154	2703	4360	4577
2566	4139	4345	2828	4562	4791
2677	4319	4533	2955	4766	5004
2787	4498	4722	3081	4971	5219

Pricing is continued on the following page.

wall panels & wall mount storage

CJWO

Wall Panel, Open Shelves (Continued)

DIMENSIONS INCHES / MM

PRICING

W	4 HIGH, FINISHED TOP (4HF)						4 HIGH, INTEGRAL TOP (4HI)					
	NO TOP			WITH TOP			NO TOP			WITH TOP		
	Journal Laminate	Flintwood	Veneer	Journal Laminate	Flintwood	Veneer	Journal Laminate	Flintwood	Veneer	Journal Laminate	Flintwood	Veneer
30 / 762	1684	2716	2851	1836	2961	3110	1706	2750	2887	1859	2999	3148
32 / 813	1724	2781	2922	1880	3032	3185	1747	2818	2957	1902	3069	3222
36 / 914	1808	2916	3061	1967	3175	3334	1829	2951	3100	1991	3210	3371
42 / 1067	1931	3115	3270	2102	3390	3560	1952	3151	3308	2124	3425	3597
48 / 1219	2054	3315	3481	2238	3606	3789	2078	3351	3517	2257	3642	3826
54 / 1371	2180	3515	3691	2372	3826	4016	2202	3553	3731	2394	3860	4057
60 / 1524	2304	3714	3900	2509	4046	4248	2325	3750	3939	2531	4084	4287
64 / 1626	2387	3850	4040	2601	4196	4407	2407	3885	4081	2624	4233	4443
66 / 1676	2427	3915	4112	2648	4270	4482	2450	3951	4149	2670	4306	4523
72 / 1829	2552	4117	4322	2791	4501	4726	2573	4152	4359	2812	4537	4764
78 / 1981	2691	4338	4558	2942	4743	4980	2712	4376	4594	2963	4777	5017
84 / 2134	2830	4563	4792	3093	4988	5239	2851	4597	4828	3115	5025	5275
90 / 2286	2968	4788	5027	3247	5235	5497	2992	4823	5065	3267	5270	5533
96 / 2438	3106	5011	5263	3399	5482	5756	3129	5046	5299	3422	5518	5795

W	4 HIGH EXTENDED, FINISHED TOP (4EF)				4 HIGH EXTENDED, INTEGRAL TOP (4EI)			
	NO TOP		WITH TOP		NO TOP		WITH TOP	
	Flintwood	Veneer	Flintwood	Veneer	Flintwood	Veneer	Flintwood	Veneer
30 / 762	2870	3013	3116	3271	2905	3051	3152	3309
32 / 813	2936	3082	3188	3347	2972	3120	3222	3385
36 / 914	3071	3222	3329	3497	3105	3262	3364	3533
42 / 1067	3270	3434	3544	3722	3306	3473	3581	3760
48 / 1219	3471	3644	3762	3947	3506	3681	3797	3987
54 / 1371	3670	3854	3980	4179	3706	3891	4015	4215

W	5 HIGH, FINISHED TOP (5HF)				5 HIGH, INTEGRAL TOP (5HI)			
	NO TOP		WITH TOP		NO TOP		WITH TOP	
	Flintwood	Veneer	Flintwood	Veneer	Flintwood	Veneer	Flintwood	Veneer
30 / 762	3053	3206	3299	3464	3088	3241	3335	3502
32 / 813	3127	3283	3379	3547	3162	3322	3414	3586
36 / 914	3278	3442	3537	3714	3314	3479	3574	3751
42 / 1067	3504	3680	3779	3968	3540	3715	3816	4007
48 / 1219	3732	3917	4023	4222	3767	3956	4058	4261
54 / 1371	3957	4155	4266	4480	3994	4190	4302	4518

If Light is specified for 30" - 42", add 205

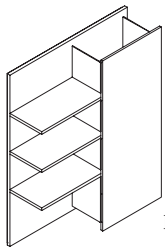
If Light is specified for 48" - 72", add 237

If Light is specified for 78" - 96", add 292

wall panels & wall mount storage

C J W S

Wall Panel, Open Shelves, Sliding Door



Right Handedness
shown

WHAT'S INCLUDED

1 wall panel with open shelves and sliding door, unit top (if specified), lock and key (if specified).

NOTES

Heights for 1 High and 2 High Credenza configurations: 3HF, 3HI, 4HF, 4HI.

Heights for 1.5 High Credenza configurations: 3EF, 3EI, 4EF, 4EI.

"F" Heights are to be used with Finished Top Credenzas.

"I" Heights are to be used with Integral Top Credenzas.

3HF, 3HI, 3EF, 3EI must have a top.

Handedness indicates the side with lockable storage.

For Wood Grain Directions, see the *Application Guide* section.

PRODUCT OPTIONS

Height & Storage Mount Type	Top Option	Depth	Width
3HF 3 High, Finished Top, 40-1/2"	Y With Top	14	48, 54, 60, 64, 66, 72, 78, 84, 90, 96
3HI 3 High, Integral Top, 41-5/8"	N No Top		
3EF 3 High Extended, Finished Top, 47-1/4"			
3EI 3 High Extended, Integral Top, 48-3/8"			
4HF 4 High, Finished Top, 54"			
4HI 4 High, Integral Top, 55-1/8"			
4EF 4 High Extended, Finished Top, 60-3/4"			
4EI 4 High Extended, Integral Top, 61-7/8"			

SAMPLE ORDER CODE

CJWS 3HF	N	14	72
-----------------	----------	-----------	-----------

PRODUCT OPTIONS (CONTINUED)

Handedness	Case Finish	Door Finish	Lock
L Left	Flintwood	Seamless	N No Lock
R Right	Veneer	HW HPL Whiteboard	K Key Alike
	Journal Laminate	PW PC Whiteboard	R Key Random
		Flintwood	
		Veneer	
		Journal Laminate	

SAMPLE ORDER CODE (CONTINUED)

R	FX	ZI	R
----------	-----------	-----------	----------

See Pricing on the following page.

C J W S

Wall Panel, Open Shelves,
Sliding Door (Continued)

DIMENSIONS
INCHES / MM

D	W
14 / 356	48 / 1219
14 / 356	54 / 1372
14 / 356	60 / 1524
14 / 356	64 / 1626
14 / 356	66 / 1676
14 / 356	72 / 1829
14 / 356	78 / 1981
14 / 356	84 / 2134
14 / 356	90 / 2286
14 / 356	96 / 2438

W
48 / 1219
54 / 1371
60 / 1524
64 / 1626
66 / 1676
72 / 1829
78 / 1981
84 / 2134
90 / 2286
96 / 2438

48 / 1219
54 / 1371
60 / 1524
64 / 1626
66 / 1676
72 / 1829
78 / 1981
84 / 2134
90 / 2286
96 / 2438

PRICING

DOOR FINISH

Journal Laminate	Seamless	Whiteboard (HPL)	Whiteboard (PC)	Flintwood	Veneer
314	485	607	1648	524	551
327	505	631	1784	546	573
333	516	645	1920	557	585
340	527	658	2011	566	595
346	531	664	2054	573	602
378	585	731	2191	630	661
560	865	1082	2682	935	981
571	882	1101	2818	951	999
581	899	1119	2953	967	1015
597	925	1155	3089	996	1046

CASE FINISH

3 HIGH, FINISHED TOP (3HF)

WITH TOP

Journal Laminate	Flintwood	Veneer
2538	4299	4512
2674	4533	4761
2810	4765	5003
2903	4920	5165
2950	4998	5248
3087	5232	5494
3234	5480	5754
3380	5727	6015
3528	5977	6277
3674	6225	6537

3 HIGH EXTENDED, FINISHED TOP (3EF)

WITH TOP

Journal Laminate	Flintwood	Veneer
2653	4496	4718
2790	4728	4966
2927	4960	5208
3019	5117	5371
3064	5193	5453
3203	5426	5698
3350	5676	5959
3495	5924	6219
3642	6172	6481
3789	6421	6742

3 HIGH, INTEGRAL TOP (3HI)

WITH TOP

Journal Laminate	Flintwood	Veneer
2565	4347	4562
2700	4577	4805
2837	4811	5052
2929	4967	5214
2975	5044	5295
3112	5275	5541
3261	5526	5801
3407	5774	6061
3554	6022	6323
3702	6270	6584

3 HIGH EXTENDED, INTEGRAL TOP (3EI)

WITH TOP

Journal Laminate	Flintwood	Veneer
2678	4539	4766
2816	4772	5011
2953	5005	5255
3045	5159	5418
3090	5240	5501
3228	5472	5747
3374	5720	6005
3522	5968	6266
3668	6218	6528
3816	6466	6789

To determine overall price, add Door Finish price and Case Finish price together.

Pricing is continued on the following page.

wall panels & wall mount storage

C J W S

Wall Panel, Open Shelves, Sliding Door (Continued)

DIMENSIONS INCHES / MM

PRICING

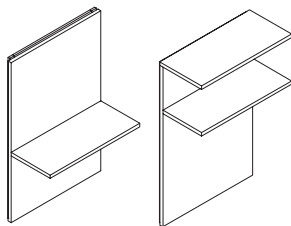
W	CASE FINISH (CONTINUED)											
	4 HIGH, FINISHED TOP (4HF)						4 HIGH, INTEGRAL TOP (4HI)					
	NO TOP			WITH TOP			NO TOP			WITH TOP		
	Journal Laminate	Flintwood	Veneer	Journal Laminate	Flintwood	Veneer	Journal Laminate	Flintwood	Veneer	Journal Laminate	Flintwood	Veneer
48 / 1219	2564	4343	4560	2883	4886	5128	2589	4387	4608	2908	4929	5177
54 / 1371	2638	4471	4693	2973	5039	5292	2663	4514	4741	3000	5084	5338
60 / 1524	2714	4597	4827	3062	5192	5453	2741	4643	4875	3090	5239	5500
64 / 1626	2764	4683	4917	3124	5295	5560	2790	4728	4966	3151	5341	5606
66 / 1676	2787	4726	4964	3155	5346	5614	2815	4770	5008	3181	5392	5661
72 / 1829	2863	4853	5095	3246	5501	5776	2891	4898	5143	3274	5546	5823
78 / 1981	3000	5083	5336	3405	5771	6060	3024	5126	5384	3430	5814	6106
84 / 2134	3134	5313	5577	3564	6041	6343	3160	5357	5625	3590	6085	6392
90 / 2286	3270	5542	5820	3724	6310	6627	3297	5588	5866	3750	6356	6672
96 / 2438	3407	5772	6061	3884	6581	6910	3432	5816	6107	3910	6627	6958
	4 HIGH EXTENDED, FINISHED TOP (4EF)						4 HIGH EXTENDED, INTEGRAL TOP (4EI)					
	NO TOP		WITH TOP		NO TOP		WITH TOP		NO TOP		WITH TOP	
	Flintwood	Veneer	Flintwood	Veneer	Flintwood	Veneer	Flintwood	Veneer	Flintwood	Veneer	Flintwood	Veneer
48 / 1219	4537	4765	5082	5334	4653	4886	5196	5455	4895	5142	5468	5740
54 / 1371	4666	4898	5234	5497	4895	5142	5468	5740				

To determine overall price, add Door Finish price and Case Finish price together.

If Lock is specified, add 71

wall panels & wall mount storage

CJVO TV Panel, Open



WHAT'S INCLUDED

1 tv wall panel with open shelves, unit top (if specified), additional shelves above or below tv (if specified), center wire management cutout (if specified).

NOTES

Wall cleat will be split to allow cable routing when TV wire management is selected.

Heights for 1 High and 2 High Credenza configurations: 2HF, 2HI, 3HF, 3HI, 4HF, 4HI.

Heights for 1.5 High Credenza configurations: 2EF, 2EI, 3EF, 3EI, 4EF, 4EI.

"F" Heights are to be used with Finished Top Credenzas.

"I" Heights are to be used with Integral Top Credenzas.

Heights 4EF, 4EI have a maximum width of 54".

Additional shelf location option restrictions:

- 2HF, 2HI, 2EF, 2EI = "N" only
- 3HF, 3HI = "1", "2", "N" only
- 3EF, 3EI = "2", "4", "N" only
- 4HF, 4HI = "1", "2", "3", "N" only
- 4EF, 4EI = "2", "4", "5", "N" only

For Wood Grain Directions, see the *Application Guide* section.

This is a Full Height Wall Panel and in not intended to be specified with a Wall Mount Storage unit above it. A special height adjustment is needed to allow the proper spacing required when specified with a Wall Mount Storage unit.

PRODUCT OPTIONS

Height & Storage Mount Type	Top Option	Shelves Location	Width	Finish	TV Wire Management
2HF 2 High, Finished Top, 27"	Y With Top	1 1 Below TV (14" from bottom)	30, 32, 36, 42, 48, 54, 60, 64, 66, 72, 78, 84, 90, 96	Flintwood	C Center
2HI 2 High, Integral Top, 28-1/8"	N No Top	2 1 Above TV (14" from top)		Veneer	N None
2EF 2 High Extended, Finished Top, 33-3/4"		3 1 Above TV, 1 Below TV (14" from top and bottom)		Journal Laminate	
2EI 2 High Extended, Integral Top, 34-7/8"		4 1 Below TV Extended (19" from bottom)			
3HF 3 High, Finished Top, 40-1/2"		5 1 Above TV, 1 Below TV Extended (14" from top and 19" from bottom)			
3HI 3 High, Integral Top, 41-5/8"		N No Shelves			
3EF 3 High Extended, Finished Top, 47-1/4"					
3EI 3 High Extended, Integral Top, 48-3/8"					
4HF 4 High, Finished Top, 54"					
4HI 4 High, Integral Top, 55-1/8"					
4EF 4 High Extended, Finished Top, 60-3/4"					
4EI 4 High Extended, Integral Top, 61-7/8"					

SAMPLE ORDER CODE

CJVO 3HF	N	1	72	FX	N
----------	---	---	----	----	---

C J V O

TV Panel, Open (Continued)

**DIMENSIONS
INCHES / MM**

W
30 / 762
32 / 813
36 / 914
42 / 1067
48 / 1219
54 / 1371
60 / 1524
64 / 1626
66 / 1676
72 / 1829
78 / 1981
84 / 2134
90 / 2286
96 / 2438

PRICING

2 HIGH, FINISHED TOP (2HF)					
NO SHELVES (N)					
NO TOP			WITH TOP		
Journal Laminate	Flintwood	Veneer	Journal Laminate	Flintwood	Veneer
1263	2004	2103	1398	2220	2332
1293	2052	2155	1435	2278	2393
1356	2152	2260	1509	2394	2514
1449	2300	2416	1618	2568	2696
1540	2446	2568	1726	2742	2878
1633	2595	2723	1836	2915	3060
1726	2742	2878	1946	3089	3245
1789	2840	2981	2020	3205	3364
1820	2891	3033	2054	3262	3425
1913	3035	3188	2163	3435	3606
2011	3192	3352	2276	3613	3794
2110	3350	3516	2390	3791	3980
2210	3506	3681	2500	3968	4167
2306	3661	3844	2610	4145	4352

2 HIGH, INTEGRAL TOP (2HI)					
NO SHELVES (N)					
NO TOP			WITH TOP		
Journal Laminate	Flintwood	Veneer	Journal Laminate	Flintwood	Veneer
1268	2013	2114	1405	2228	2340
1298	2064	2167	1441	2288	2401
1362	2161	2269	1514	2402	2523
1455	2307	2423	1624	2576	2706
1547	2456	2579	1734	2750	2887
1639	2602	2732	1842	2923	3071
1734	2750	2887	1951	3098	3253
1795	2849	2992	2023	3212	3374
1825	2898	3044	2062	3271	3434
1919	3045	3198	2170	3445	3617
2016	3203	3361	2281	3623	3802
2115	3357	3526	2394	3800	3988
2214	3514	3689	2507	3978	4176
2313	3671	3855	2618	4155	4362

2 HIGH EXTENDED, FINISHED TOP (2EF)					
NO SHELVES (N)					
NO TOP			WITH TOP		
Journal Laminate	Flintwood	Veneer	Journal Laminate	Flintwood	Veneer
1288	2044	2145	1423	2260	2373
1318	2094	2197	1460	2318	2433
1380	2190	2301	1532	2433	2554
1473	2339	2455	1641	2605	2736
1566	2486	2610	1750	2779	2920
1660	2633	2767	1862	2955	3102
1750	2779	2920	1971	3129	3283
1814	2878	3023	2043	3245	3407
1844	2928	3074	2079	3300	3467
1937	3075	3229	2190	3475	3651
2037	3233	3395	2301	3653	3835
2134	3388	3559	2413	3829	4022
2232	3544	3722	2524	4007	4207
2332	3703	3887	2634	4184	4393

2 HIGH EXTENDED, INTEGRAL TOP (2EI)					
NO SHELVES (N)					
NO TOP			WITH TOP		
Journal Laminate	Flintwood	Veneer	Journal Laminate	Flintwood	Veneer
1293	2052	2155	1429	2269	2380
1324	2101	2205	1465	2327	2443
1386	2201	2311	1539	2443	2566
1479	2347	2465	1648	2617	2747
1572	2495	2619	1757	2790	2928
1666	2642	2775	1866	2963	3111
1757	2790	2929	1977	3135	3294
1819	2887	3032	2050	3253	3416
1849	2936	3083	2086	3311	3477
1943	3083	3239	2194	3483	3659
2042	3240	3403	2306	3661	3844
2140	3398	3566	2420	3838	4032
2240	3555	3733	2530	4016	4215
2339	3711	3894	2642	4193	4406

Pricing is continued on the following page.

CJVO

TV Panel, Open (Continued)

DIMENSIONS INCHES / MM

W
30 / 762
32 / 813
36 / 914
42 / 1067
48 / 1219
54 / 1371
60 / 1524
64 / 1626
66 / 1676
72 / 1829
78 / 1981
84 / 2134
90 / 2286
96 / 2438

PRICING

3 HIGH, FINISHED TOP (3HF) NO SHELVES (N)						
NO TOP			WITH TOP			
Journal Laminate	Flintwood	Veneer	Journal Laminate	Flintwood	Veneer	
1324	2102	2210	1462	2319	2434	
1358	2156	2264	1500	2380	2501	
1427	2264	2378	1580	2507	2632	
1529	2426	2546	1697	2696	2828	
1631	2589	2718	1817	2883	3028	
1732	2749	2886	1935	3071	3222	
1834	2910	3057	2052	3257	3422	
1901	3017	3169	2131	3384	3553	
1936	3073	3226	2170	3445	3617	
2038	3234	3395	2289	3633	3816	
2144	3403	3573	2408	3825	4015	
2250	3573	3751	2530	4015	4215	
2361	3743	3934	2649	4206	4416	
2466	3914	4111	2771	4395	4617	

1 BELOW TV (1)					
NO TOP			WITH TOP		
Journal Laminate	Flintwood	Veneer	Journal Laminate	Flintwood	Veneer
1492	2369	2489	1629	2583	2714
1531	2429	2551	1672	2655	2787
1609	2552	2680	1761	2796	2935
1724	2736	2873	1894	3006	3156
1840	2922	3068	2025	3216	3378
1955	3104	3261	2159	3425	3596
2072	3290	3453	2290	3634	3818
2151	3412	3583	2378	3775	3965
2188	3473	3645	2423	3847	4038
2303	3655	3838	2554	4057	4261
2426	3851	4041	2691	4271	4483
2549	4044	4246	2827	4486	4711
2670	4239	4450	2961	4701	4938
2793	4435	4654	3097	4916	5162

3 HIGH, FINISHED TOP (3HF) (Continued) 1 ABOVE TV (2)						
NO TOP			WITH TOP			
Journal Laminate	Flintwood	Veneer	Journal Laminate	Flintwood	Veneer	
1492	2369	2489	1629	2583	2714	
1531	2429	2551	1672	2655	2787	
1609	2552	2680	1761	2796	2935	
1724	2736	2873	1894	3006	3156	
1840	2922	3068	2025	3216	3378	
1955	3104	3261	2159	3425	3596	
2072	3290	3453	2290	3634	3818	
2151	3412	3583	2378	3775	3965	
2188	3473	3645	2423	3847	4038	
2303	3655	3838	2554	4057	4261	
2426	3851	4041	2691	4271	4483	
2549	4044	4246	2827	4486	4711	
2670	4239	4450	2961	4701	4938	
2793	4435	4654	3097	4916	5162	

1 ABOVE TV (2)					
NO TOP			WITH TOP		
Journal Laminate	Flintwood	Veneer	Journal Laminate	Flintwood	Veneer
1492	2369	2489	1629	2583	2714
1531	2429	2551	1672	2655	2787
1609	2552	2680	1761	2796	2935
1724	2736	2873	1894	3006	3156
1840	2922	3068	2025	3216	3378
1955	3104	3261	2159	3425	3596
2072	3290	3453	2290	3634	3818
2151	3412	3583	2378	3775	3965
2188	3473	3645	2423	3847	4038
2303	3655	3838	2554	4057	4261
2426	3851	4041	2691	4271	4483
2549	4044	4246	2827	4486	4711
2670	4239	4450	2961	4701	4938
2793	4435	4654	3097	4916	5162

Pricing is continued on the following page.

CJVO
TV Panel, Open (Continued)

DIMENSIONS
INCHES / MM

W
30 / 762
32 / 813
36 / 914
42 / 1067
48 / 1219
54 / 1371
60 / 1524
64 / 1626
66 / 1676
72 / 1829
78 / 1981
84 / 2134
90 / 2286
96 / 2438

PRICING

3 HIGH, INTEGRAL TOP (3HI) NO SHELVES (N)						
NO TOP			WITH TOP			
Journal Laminate	Flintwood	Veneer	Journal Laminate	Flintwood	Veneer	
1332	2112	2218	1467	2329	2446	
1364	2167	2275	1507	2391	2510	
1433	2274	2388	1586	2516	2641	
1534	2434	2555	1702	2703	2840	
1637	2597	2727	1820	2892	3035	
1738	2757	2895	1938	3079	3234	
1839	2920	3064	2058	3267	3429	
1907	3028	3178	2138	3391	3561	
1942	3081	3235	2175	3454	3627	
2043	3241	3405	2293	3642	3825	
2151	3412	3584	2416	3833	4026	
2257	3584	3762	2535	4024	4224	
2365	3753	3941	2655	4214	4424	
2471	3921	4119	2776	4407	4625	

1 BELOW TV (1)					
NO TOP			WITH TOP		
Journal Laminate	Flintwood	Veneer	Journal Laminate	Flintwood	Veneer
1499	2378	2496	1636	2596	2724
1538	2439	2564	1680	2665	2798
1614	2564	2690	1767	2805	2945
1730	2746	2884	1898	3014	3164
1846	2929	3076	2030	3224	3385
1962	3112	3269	2163	3434	3605
2078	3298	3463	2297	3645	3828
2154	3420	3590	2384	3784	3973
2192	3481	3655	2428	3856	4047
2310	3664	3850	2560	4065	4268
2431	3859	4054	2697	4280	4495
2553	4055	4258	2833	4496	4719
2676	4247	4461	2968	4711	4946
2800	4443	4666	3104	4927	5174

3 HIGH, INTEGRAL TOP (3HI) (Continued) 1 ABOVE TV (2)						
NO TOP			WITH TOP			
Journal Laminate	Flintwood	Veneer	Journal Laminate	Flintwood	Veneer	
1499	2378	2496	1636	2596	2724	
1538	2439	2564	1680	2665	2798	
1614	2564	2690	1767	2805	2945	
1730	2746	2884	1898	3014	3164	
1846	2929	3076	2030	3224	3385	
1962	3112	3269	2163	3434	3605	
2078	3298	3463	2297	3645	3828	
2154	3420	3590	2384	3784	3973	
2192	3481	3655	2428	3856	4047	
2310	3664	3850	2560	4065	4268	
2431	3859	4054	2697	4280	4495	
2553	4055	4258	2833	4496	4719	
2676	4247	4461	2968	4711	4946	
2800	4443	4666	3104	4927	5174	

1 ABOVE TV (2)					
NO TOP			WITH TOP		
Journal Laminate	Flintwood	Veneer	Journal Laminate	Flintwood	Veneer
1499	2378	2496	1636	2596	2724
1538	2439	2564	1680	2665	2798
1614	2564	2690	1767	2805	2945
1730	2746	2884	1898	3014	3164
1846	2929	3076	2030	3224	3385
1962	3112	3269	2163	3434	3605
2078	3298	3463	2297	3645	3828
2154	3420	3590	2384	3784	3973
2192	3481	3655	2428	3856	4047
2310	3664	3850	2560	4065	4268
2431	3859	4054	2697	4280	4495
2553	4055	4258	2833	4496	4719
2676	4247	4461	2968	4711	4946
2800	4443	4666	3104	4927	5174

Pricing is continued on the following page.

CJVO

TV Panel, Open (Continued)

DIMENSIONS INCHES / MM

W
30 / 762
32 / 813
36 / 914
42 / 1067
48 / 1219
54 / 1371
60 / 1524
64 / 1626
66 / 1676
72 / 1829
78 / 1981
84 / 2134
90 / 2286
96 / 2438

PRICING

3 HIGH EXTENDED, FINISHED TOP (3EF)						
NO SHELVES (N)						
NO TOP			WITH TOP			
Journal Laminate	Flintwood	Veneer	Journal Laminate	Flintwood	Veneer	
1351	2143	2250	1485	2358	2477	
1384	2196	2306	1524	2422	2543	
1452	2304	2420	1603	2545	2673	
1554	2466	2590	1721	2734	2870	
1656	2627	2757	1840	2922	3068	
1757	2787	2928	1959	3109	3264	
1859	2951	3098	2075	3297	3461	
1926	3058	3211	2156	3423	3593	
1960	3111	3267	2194	3483	3659	
2064	3274	3435	2314	3674	3856	
2169	3443	3616	2433	3862	4057	
2276	3613	3794	2553	4055	4258	
2381	3783	3972	2674	4244	4459	
2491	3952	4149	2796	4438	4659	

1 ABOVE TV (2)					
NO TOP			WITH TOP		
Journal Laminate	Flintwood	Veneer	Journal Laminate	Flintwood	Veneer
1516	2407	2528	1654	2625	2756
1557	2471	2595	1697	2696	2828
1633	2594	2723	1785	2834	2978
1749	2777	2916	1919	3045	3197
1865	2959	3106	2050	3254	3416
1982	3146	3301	2184	3466	3639
2097	3328	3495	2315	3676	3859
2173	3450	3623	2404	3816	4005
2213	3511	3686	2448	3885	4081
2328	3693	3880	2580	4094	4299
2450	3888	4084	2717	4311	4526
2572	4084	4290	2851	4526	4751
2696	4277	4494	2986	4741	4978
2818	4472	4696	3123	4956	5205

3 HIGH EXTENDED, FINISHED TOP (3EF) (Continued)						
1 BELOW TV EXTENDED (4)						
NO TOP			WITH TOP			
Journal Laminate	Flintwood	Veneer	Journal Laminate	Flintwood	Veneer	
1516	2407	2528	1654	2625	2756	
1557	2471	2595	1697	2696	2828	
1633	2594	2723	1785	2834	2978	
1749	2777	2916	1919	3045	3197	
1865	2959	3106	2050	3254	3416	
1982	3146	3301	2184	3466	3639	
2097	3328	3495	2315	3676	3859	
2173	3450	3623	2404	3816	4005	
2213	3511	3686	2448	3885	4081	
2328	3693	3880	2580	4094	4299	
2450	3888	4084	2717	4311	4526	
2572	4084	4290	2851	4526	4751	
2696	4277	4494	2986	4741	4978	
2818	4472	4696	3123	4956	5205	

1 BELOW TV (2)					
NO TOP			WITH TOP		
Journal Laminate	Flintwood	Veneer	Journal Laminate	Flintwood	Veneer
1516	2407	2528	1654	2625	2756
1557	2471	2595	1697	2696	2828
1633	2594	2723	1785	2834	2978
1749	2777	2916	1919	3045	3197
1865	2959	3106	2050	3254	3416
1982	3146	3301	2184	3466	3639
2097	3328	3495	2315	3676	3859
2173	3450	3623	2404	3816	4005
2213	3511	3686	2448	3885	4081
2328	3693	3880	2580	4094	4299
2450	3888	4084	2717	4311	4526
2572	4084	4290	2851	4526	4751
2696	4277	4494	2986	4741	4978
2818	4472	4696	3123	4956	5205

Pricing is continued on the following page.

C J V O

TV Panel, Open (Continued)

**DIMENSIONS
INCHES / MM**

W
30 / 762
32 / 813
36 / 914
42 / 1067
48 / 1219
54 / 1371
60 / 1524
64 / 1626
66 / 1676
72 / 1829
78 / 1981
84 / 2134
90 / 2286
96 / 2438

PRICING

3 HIGH EXTENDED, INTEGRAL TOP (3EI)						
NO SHELVES (N)						
NO TOP			WITH TOP			
Journal Laminate	Flintwood	Veneer	Journal Laminate	Flintwood	Veneer	
1356	2152	2260	1492	2368	2487	
1391	2205	2317	1531	2429	2551	
1457	2313	2428	1610	2555	2684	
1559	2475	2598	1730	2745	2881	
1660	2634	2768	1847	2931	3079	
1763	2798	2937	1965	3119	3275	
1864	2958	3105	2083	3306	3473	
1933	3068	3220	2161	3430	3603	
1965	3120	3277	2201	3495	3668	
2068	3282	3446	2319	3682	3866	
2174	3452	3624	2439	3871	4066	
2281	3623	3802	2560	4063	4266	
2390	3792	3981	2682	4257	4468	
2495	3960	4159	2801	4445	4669	

3 HIGH EXTENDED, INTEGRAL TOP (3EI) (Continued)						
1 BELOW TV EXTENDED (4)						
NO TOP			WITH TOP			
Journal Laminate	Flintwood	Veneer	Journal Laminate	Flintwood	Veneer	
1522	2419	2540	1522	2419	2540	
1561	2479	2603	1561	2479	2603	
1639	2601	2731	1639	2601	2731	
1755	2785	2924	1755	2785	2924	
1871	2970	3118	1871	2970	3118	
1986	3153	3311	1986	3153	3311	
2102	3336	3503	2102	3336	3503	
2181	3459	3633	2181	3459	3633	
2218	3522	3698	2218	3522	3698	
2335	3706	3889	2335	3706	3889	
2456	3900	4094	2456	3900	4094	
2580	4094	4298	2580	4094	4298	
2702	4290	4502	2702	4290	4502	
2825	4482	4707	2825	4482	4707	

1 ABOVE TV (2)					
NO TOP			WITH TOP		
Journal Laminate	Flintwood	Veneer	Journal Laminate	Flintwood	Veneer
1522	2419	2540	1522	2419	2540
1561	2479	2603	1561	2479	2603
1639	2601	2731	1639	2601	2731
1755	2785	2924	1755	2785	2924
1871	2970	3118	1871	2970	3118
1986	3153	3311	1986	3153	3311
2102	3336	3503	2102	3336	3503
2181	3459	3633	2181	3459	3633
2218	3522	3698	2218	3522	3698
2335	3706	3889	2335	3706	3889
2456	3900	4094	2456	3900	4094
2580	4094	4298	2580	4094	4298
2702	4290	4502	2702	4290	4502
2825	4482	4707	2825	4482	4707

Pricing is continued on the following page.

CJVO

TV Panel, Open (Continued)

DIMENSIONS INCHES / MM

W
30 / 762
32 / 813
36 / 914
42 / 1067
48 / 1219
54 / 1371
60 / 1524
64 / 1626
66 / 1676
72 / 1829
78 / 1981
84 / 2134
90 / 2286
96 / 2438

PRICING

4 HIGH, FINISHED TOP (4HF)						
NO SHELVES (N)						
NO TOP			WITH TOP			
Journal Laminate	Flintwood	Veneer	Journal Laminate	Flintwood	Veneer	
1386	2201	2313	1522	2419	2539	
1421	2256	2370	1565	2482	2605	
1493	2370	2491	1646	2612	2745	
1600	2540	2667	1768	2806	2946	
1706	2707	2844	1892	3002	3152	
1813	2877	3022	2015	3198	3357	
1919	3045	3198	2138	3391	3561	
1989	3158	3315	2219	3524	3702	
2024	3214	3376	2261	3588	3767	
2131	3384	3553	2381	3783	3972	
2250	3573	3750	2516	3994	4192	
2369	3762	3950	2648	4205	4414	
2489	3950	4148	2779	4414	4634	
2608	4141	4348	2913	4623	4855	

1 BELOW TV (1)					
NO TOP			WITH TOP		
Journal Laminate	Flintwood	Veneer	Journal Laminate	Flintwood	Veneer
1554	2467	2590	1690	2684	2818
1593	2530	2656	1737	2756	2894
1673	2658	2791	1828	2900	3045
1796	2851	2993	1964	3118	3274
1916	3042	3193	2101	3335	3502
2037	3233	3395	2240	3554	3732
2156	3423	3594	2376	3770	3959
2239	3551	3729	2466	3915	4112
2277	3615	3794	2514	3988	4188
2397	3805	3996	2649	4206	4416
2531	4018	4219	2797	4440	4661
2668	4234	4444	2945	4675	4910
2803	4446	4670	3093	4910	5154
2936	4660	4893	3240	5145	5401

4 HIGH, FINISHED TOP (4HF) (Continued)						
1 ABOVE TV (2)						
NO TOP			WITH TOP			
Journal Laminate	Flintwood	Veneer	Journal Laminate	Flintwood	Veneer	
1554	2467	2590	1690	2684	2818	
1593	2530	2656	1737	2756	2894	
1673	2658	2791	1828	2900	3045	
1796	2851	2993	1964	3118	3274	
1916	3042	3193	2101	3335	3502	
2037	3233	3395	2240	3554	3732	
2156	3423	3594	2376	3770	3959	
2239	3551	3729	2466	3915	4112	
2277	3615	3794	2514	3988	4188	
2397	3805	3996	2649	4206	4416	
2531	4018	4219	2797	4440	4661	
2668	4234	4444	2945	4675	4910	
2803	4446	4670	3093	4910	5154	
2936	4660	4893	3240	5145	5401	

1 ABOVE TV, 1 BELOW TV EXTENDED (3)					
NO TOP			WITH TOP		
Journal Laminate	Flintwood	Veneer	Journal Laminate	Flintwood	Veneer
1721	2734	2870	1859	2950	3097
1767	2805	2945	1908	3029	3180
1856	2946	3096	2010	3189	3350
1992	3160	3316	2160	3428	3601
2126	3374	3543	2311	3668	3852
2261	3588	3767	2463	3909	4104
2395	3801	3993	2613	4148	4356
2484	3944	4142	2716	4307	4524
2530	4015	4215	2765	4388	4609
2665	4231	4440	2915	4626	4859
2812	4467	4689	3080	4888	5132
2964	4705	4940	3241	5147	5403
3112	4943	5190	3405	5403	5676
3264	5181	5440	3567	5663	5947

Pricing is continued on the following page.

C J V O

TV Panel, Open (Continued)

**DIMENSIONS
INCHES / MM**

W
30 / 762
32 / 813
36 / 914
42 / 1067
48 / 1219
54 / 1371
60 / 1524
64 / 1626
66 / 1676
72 / 1829
78 / 1981
84 / 2134
90 / 2286
96 / 2438

PRICING

4 HIGH, INTEGRAL TOP (4HI) NO SHELVES (N)						
NO TOP			WITH TOP			
Journal Laminate	Flintwood	Veneer	Journal Laminate	Flintwood	Veneer	
1393	2212	2321	1529	2426	2546	
1429	2268	2378	1569	2492	2617	
1499	2378	2497	1651	2623	2752	
1607	2549	2676	1775	2818	2957	
1713	2718	2852	1897	3011	3161	
1818	2885	3030	2020	3206	3366	
1924	3054	3207	2143	3401	3573	
1995	3168	3326	2225	3532	3709	
2030	3222	3384	2264	3596	3777	
2138	3391	3561	2390	3792	3981	
2256	3583	3762	2521	4002	4202	
2376	3770	3959	2654	4212	4422	
2495	3960	4157	2785	4421	4645	
2615	4149	4357	2920	4632	4864	

1 BELOW TV (1)					
NO TOP			WITH TOP		
Journal Laminate	Flintwood	Veneer	Journal Laminate	Flintwood	Veneer
1560	2477	2601	1696	2692	2827
1600	2540	2668	1742	2765	2903
1682	2668	2801	1834	2910	3057
1801	2859	3002	1969	3127	3283
1922	3051	3203	2107	3345	3511
2042	3240	3403	2245	3561	3739
2162	3432	3604	2379	3779	3968
2243	3560	3738	2474	3925	4121
2282	3624	3805	2517	3997	4198
2404	3816	4005	2655	4214	4424
2538	4029	4231	2804	4449	4672
2673	4242	4454	2951	4683	4917
2806	4454	4678	3100	4918	5165
2942	4670	4901	3247	5153	5410

4 HIGH, INTEGRAL TOP (4HI) (Continued) 1 ABOVE TV (2)						
NO TOP			WITH TOP			
Journal Laminate	Flintwood	Veneer	Journal Laminate	Flintwood	Veneer	
1560	2477	2601	1696	2692	2827	
1600	2540	2668	1742	2765	2903	
1682	2668	2801	1834	2910	3057	
1801	2859	3002	1969	3127	3283	
1922	3051	3203	2107	3345	3511	
2042	3240	3403	2245	3561	3739	
2162	3432	3604	2379	3779	3968	
2243	3560	3738	2474	3925	4121	
2282	3624	3805	2517	3997	4198	
2404	3816	4005	2655	4214	4424	
2538	4029	4231	2804	4449	4672	
2673	4242	4454	2951	4683	4917	
2806	4454	4678	3100	4918	5165	
2942	4670	4901	3247	5153	5410	

1 ABOVE TV, 1 BELOW TV EXTENDED (3)					
NO TOP			WITH TOP		
Journal Laminate	Flintwood	Veneer	Journal Laminate	Flintwood	Veneer
1727	2743	2880	1864	2957	3105
1772	2812	2955	1914	3038	3189
1863	2956	3103	2015	3198	3357
1996	3170	3328	2167	3438	3610
2131	3384	3553	2318	3678	3860
2264	3596	3777	2467	3916	4113
2401	3811	4002	2619	4157	4365
2491	3952	4149	2720	4319	4533
2535	4024	4224	2771	4396	4618
2670	4239	4449	2922	4640	4870
2820	4475	4700	3086	4895	5143
2970	4713	4949	3248	5154	5414
3119	4950	5200	3412	5415	5684
3270	5190	5449	3574	5674	5955

Pricing is continued on the following page.

wall panels & wall mount storage

CJVO

TV Panel, Open (Continued)

DIMENSIONS INCHES / MM

W
30 / 762
32 / 813
36 / 914
42 / 1067
48 / 1219
54 / 1371

PRICING

4 HIGH EXTENDED, FINISHED TOP (4EF)

NO SHELVES (N)

NO TOP		WITH TOP	
Flintwood	Veneer	Flintwood	Veneer
2241	2351	2456	2580
2298	2413	2522	2648
2408	2530	2652	2784
2579	2706	2847	2988
2747	2884	3043	3195
2934	3081	3256	3417

1 ABOVE TV (2)

NO TOP		WITH TOP	
Flintwood	Veneer	Flintwood	Veneer
2507	2632	2723	2859
2571	2699	2796	2934
2698	2834	2939	3087
2891	3033	3158	3315
3080	3234	3376	3544
3290	3454	3612	3792

4 HIGH EXTENDED, FINISHED TOP (4EF) (Continued)

1 BELOW TV EXTENDED (4)

NO TOP		WITH TOP	
Flintwood	Veneer	Flintwood	Veneer
2507	2632	2723	2859
2571	2699	2796	2934
2698	2834	2939	3087
2891	3033	3158	3315
3080	3234	3376	3544
3290	3454	3612	3792

1 ABOVE TV, 1 BELOW TV (5)

NO TOP		WITH TOP	
Flintwood	Veneer	Flintwood	Veneer
2774	2912	2988	3139
2844	2985	3069	3222
2985	3133	3228	3388
3200	3359	3468	3642
3413	3584	3709	3893
3645	3828	3967	4164

W
30 / 762
32 / 813
36 / 914
42 / 1067
48 / 1219
54 / 1371

4 HIGH EXTENDED, INTEGRAL TOP (4EI)

NO SHELVES (N)

NO TOP		WITH TOP	
Flintwood	Veneer	Flintwood	Veneer
2249	2363	2466	2590
2306	2422	2530	2656
2419	2540	2660	2794
2588	2718	2856	3000
2756	2894	3051	3204
2944	3090	3264	3428

1 ABOVE TV (2)

NO TOP		WITH TOP	
Flintwood	Veneer	Flintwood	Veneer
2516	2641	2731	2868
2579	2707	2805	2945
2706	2843	2950	3097
2898	3044	3168	3326
3089	3245	3384	3554
3299	3464	3619	3800

W
30 / 762
32 / 813
36 / 914
42 / 1067
48 / 1219
54 / 1371

4 HIGH EXTENDED, INTEGRAL TOP (4EI) (Continued)

1 BELOW TV EXTENDED (4)

NO TOP		WITH TOP	
Flintwood	Veneer	Flintwood	Veneer
2516	2641	2731	2868
2579	2707	2805	2945
2706	2843	2950	3097
2898	3044	3168	3326
3089	3245	3384	3554
3299	3464	3619	3800

1 ABOVE TV, 1 BELOW TV (5)

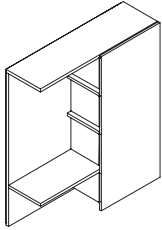
NO TOP		WITH TOP	
Flintwood	Veneer	Flintwood	Veneer
2781	2921	2999	3148
2852	2995	3079	3233
2995	3146	3238	3400
3209	3370	3478	3652
3423	3594	3715	3905
3654	3837	3975	4174

W
30 / 762
32 / 813
36 / 914
42 / 1067
48 / 1219
54 / 1371

wall panels & wall mount storage

CJVS

TV Panel, Shelves, Sliding Door



Left TV
Orientation shown

WHAT'S INCLUDED

1 TV wall panel with open shelves storage and sliding door, unit top, additional shelves on TV side (if specified), lock and key (if specified).

NOTES

Wall cleat will be split to allow cable routing when TV wire management is selected.

Heights for 1 High and 2 High Credenza configurations: 3HF, 3HI, 4HF, 4HI.

Heights for 1.5 High Credenza configurations: 3EF, 3EI, 4EF, 4EI.

"F" Heights are to be used with Finished Top Credenzas.

"I" Heights are to be used with Integral Top Credenzas.

3HF, 3HI, 3EF, 3EI must have a top.

Additional shelves option is only available for 4HF, 4HI, 4EF, 4EI.

TV Orientation indicates the side for the TV. The opposite side will be lockable storage.

For Wood Grain Directions, see the *Application Guide* section.

PRODUCT OPTIONS

Height & Storage Mount Type	Additional TV Shelves	Depth	Width
3HF 3 High, Finished Top, 40-1/2"	2 1 Above (14 from top)	14	48, 54, 60, 64, 66, 72, 78, 84, 90, 96
3HI 3 High, Integral Top, 41-5/8"	N None		
3EF 3 High Extended, Finished Top, 47-1/4"			
3EI 3 High Extended, Integral Top, 48-3/8"			
4HF 4 High, Finished Top, 54"			
4HI 4 High, Integral Top, 55-1/8"			
4EF 4 High Extended, Finished Top, 60-3/4"			
4EI 4 High Extended, Integral Top, 61-7/8"			

SAMPLE ORDER CODE

CJVS 3HF	N	14	72
-----------------	----------	-----------	-----------

PRODUCT OPTIONS (CONTINUED)

TV Orientation	Case Finish	Door Finish	TV Wire Management	Lock
L Left	Flintwood Veneer Journal Laminate	Seamless	C Center N None	N None
R Right		HW HPL Whiteboard PW PC Whiteboard Flintwood Veneer Journal Laminate		K Key Alike R Key Random

SAMPLE ORDER CODE (CONTINUED)

R	FX	ZI	N	K
----------	-----------	-----------	----------	----------

See Pricing on the following page.

CJVS

TV Panel, Shelves, Sliding Door (Continued)

**DIMENSIONS
INCHES / MM**

D	W
14 / 356	48 / 1219
14 / 356	54 / 1372
14 / 356	60 / 1524
14 / 356	64 / 1626
14 / 356	66 / 1676
14 / 356	72 / 1829
14 / 356	78 / 1981
14 / 356	84 / 2134
14 / 356	90 / 2286
14 / 356	96 / 2438

W
48 / 1219
54 / 1371
60 / 1524
64 / 1626
66 / 1676
72 / 1829
78 / 1981
84 / 2134
90 / 2286
96 / 2438

W
48 / 1219
54 / 1371
60 / 1524
64 / 1626
66 / 1676
72 / 1829
78 / 1981
84 / 2134
90 / 2286
96 / 2438

PRICING

DOOR FINISH

Journal Laminate	Seamless	Whiteboard (HPL)	Whiteboard (PC)	Flintwood	Veneer
314	485	607	1648	524	551
327	505	631	1784	546	573
333	516	645	1920	557	585
340	527	658	2011	566	595
346	531	664	2054	573	602
378	585	731	2191	630	661
560	865	1082	2682	935	981
571	882	1101	2818	951	999
581	899	1119	2953	967	1015
597	925	1155	3089	996	1046

CASE FINISH

3 HIGH, FINISHED TOP (3HF)

WITH TOP

Journal Laminate	Flintwood	Veneer
2442	4139	4347
2564	4342	4559
2682	4544	4772
2761	4682	4915
2801	4747	4986
2922	4951	5201
3072	5206	5468
3220	5458	5733
3370	5712	5997
3518	5964	6263

3 HIGH, INTEGRAL TOP (3HI)

WITH TOP

Journal Laminate	Flintwood	Veneer
2442	4139	4347
2564	4342	4559
2682	4544	4772
2761	4682	4915
2801	4747	4986
2922	4951	5201
3072	5206	5468
3220	5458	5733
3370	5712	5997
3518	5964	6263

3 HIGH EXTENDED, FINISHED TOP (3EF)

WITH TOP

Journal Laminate	Flintwood	Veneer
2517	4268	4481
2639	4472	4696
2758	4676	4910
2840	4812	5053
2878	4879	5123
3000	5083	5336
3149	5336	5603
3298	5589	5870
3448	5843	6134
3596	6097	6401

3 HIGH EXTENDED, INTEGRAL TOP (3EI)

WITH TOP

Journal Laminate	Flintwood	Veneer
2536	4298	4512
2656	4502	4728
2776	4705	4942
2856	4841	5084
2897	4910	5154
3017	5114	5368
3164	5366	5633
3315	5620	5900
3464	5872	6165
3615	6127	6432

To determine overall price, add Door Finish price and Case Finish price together.

Pricing is continued on the following page.

wall panels & wall mount storage

CJVS

TV Panel, Shelves, Sliding Door (Continued)

DIMENSIONS INCHES / MM

PRICING

		CASE FINISH (CONTINUED)											
		4 HIGH, FINISHED TOP (4HF)						4 HIGH, INTEGRAL TOP (4HI)					
W		NO TOP			WITH TOP			NO TOP			WITH TOP		
		Journal Laminate	Flintwood	Veneer	Journal Laminate	Flintwood	Veneer	Journal Laminate	Flintwood	Veneer	Journal Laminate	Flintwood	Veneer
48 / 1219		2690	4560	4788	2854	4836	5077	2707	4589	4820	2871	4867	5113
54 / 1371		2836	4809	5048	3011	5104	5359	2855	4840	5082	3030	5135	5392
60 / 1524		2984	5058	5310	3170	5373	5642	3002	5089	5342	3188	5402	5675
64 / 1626		3082	5225	5484	3276	5551	5829	3101	5254	5518	3294	5582	5860
66 / 1676		3131	5307	5573	3328	5642	5924	3149	5338	5605	3347	5671	5954
72 / 1829		3278	5558	5835	3486	5909	6205	3297	5588	5866	3504	5940	6237
78 / 1981		3429	5812	6103	3651	6187	6494	3448	5843	6134	3668	6216	6527
84 / 2134		3580	6066	6370	3813	6462	6786	3597	6098	6401	3831	6493	6817
90 / 2286		3731	6322	6638	3976	6741	7076	3748	6352	6669	3996	6772	7110
96 / 2438		3881	6577	6908	4142	7018	7368	3898	6607	6938	4157	7047	7400
		4 HIGH EXTENDED, FINISHED TOP (4EF)				4 HIGH EXTENDED, INTEGRAL TOP (4EI)							
		NO TOP		WITH TOP		NO TOP		WITH TOP					
		Flintwood	Veneer	Flintwood	Veneer	Flintwood	Veneer	Flintwood	Veneer				
48 / 1219		4689	4922	4969	5215	4713	4949	4991	5241				
54 / 1371		4940	5186	5235	5498	4979	5230	5275	5541				

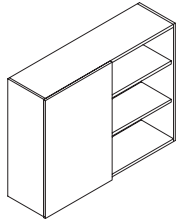
To determine overall price, add Door Finish price and Case Finish price together.

If Lock is specified, add 71

wall panels & wall mount storage

C J M S

Wall Mount Storage, Sliding Door



WHAT'S INCLUDED

1 storage cabinet, sliding door, fixed shelves (as specified), valance with light (if specified), lock and key (if specified), wall cleat and mounting hardware.

NOTES

1 High configuration has no internal shelf.

2 High configuration has 1 internal shelf.

3 High configuration has 2 internal shelves.

For Wood Grain Directions, see the *Application Guide* section.

PRODUCT OPTIONS

Configuration Height	Depth	Width	Case Finish	Door Finish	Light Option	Lock Option
1H 1 High, 14-1/2"	14	48, 54, 60, 64, 66, 72, 78, 84, 90, 96	Flintwood	Seamless	N None	N None
2H 2 High, 28"			Veneer	HW HPL Whiteboard	L Light, Graphic Valance	K Key Alike
3H 2 High, 41-1/2"			Journal Laminate	PW PC Whiteboard Flintwood Veneer Journal Laminate	E Light, Ebony Valance V Light, Very White Valance 7 Light, Platinum Valance	R Key Random

SAMPLE ORDER CODE

CJMS 2H	14	72	FX	ZI	N	K
---------	----	----	----	----	---	---

DIMENSIONS INCHES / MM

D	W
14 / 356	48 / 1219
14 / 356	54 / 1372
14 / 356	60 / 1524
14 / 356	64 / 1626
14 / 356	66 / 1676
14 / 356	72 / 1829
14 / 356	78 / 1981
14 / 356	84 / 2134
14 / 356	90 / 2286
14 / 356	96 / 2438

PRICING

DOOR FINISH

1 HIGH (1H)

Journal Laminate	Seamless	Whiteboard (HPL)	Whiteboard (PC)	Flintwood	Veneer
86	92	179	723	131	138
90	97	190	783	140	146
94	108	200	843	146	152
96	111	204	885	150	157
99	113	208	906	152	159
106	119	216	967	158	169
109	124	229	1025	168	175
113	131	237	1080	174	181
118	138	246	1138	180	187
122	147	260	1212	187	201

2 HIGH (2H)

Journal Laminate	Seamless	Whiteboard (HPL)	Whiteboard (PC)	Flintwood	Veneer
121	147	258	1212	184	198
129	159	275	1336	202	209
142	174	295	1459	215	226
146	181	305	1540	225	234
148	186	314	1582	230	240
155	202	332	1706	241	255
168	212	353	1828	256	268
175	230	372	1951	269	283
182	241	387	2073	283	297
194	255	409	2197	296	311

3 HIGH (3H)

Journal Laminate	Seamless	Whiteboard (HPL)	Whiteboard (PC)	Flintwood	Veneer
159	203	338	2513	246	259
175	225	372	2639	269	283
187	245	403	2764	290	304
200	260	420	2848	304	321
203	268	434	2891	313	327
217	289	463	3014	333	351
232	309	494	3144	356	376
245	329	525	3267	379	397
260	353	556	3393	401	420
274	375	586	3514	421	444

To determine overall price, add Door Finish price and Case Finish price together.

Pricing is continued on the following page.

C J M S
Wall Mount Storage, Sliding Door
(Continued)

DIMENSIONS
INCHES / MM

PRICING

		CASE FINISH								
		1 HIGH (1H)			2 HIGH (2H)			3 HIGH (3H)		
D	W	Journal Laminate	Flintwood	Veneer	Journal Laminate	Flintwood	Veneer	Journal Laminate	Flintwood	Veneer
14 / 356	48 / 1219	1598	2282	2398	1946	2779	2921	2313	3304	3467
14 / 356	54 / 1372	1656	2365	2482	2038	2910	3057	2426	3466	3639
14 / 356	60 / 1524	1714	2449	2571	2127	3039	3193	2542	3630	3811
14 / 356	64 / 1626	1752	2504	2629	2189	3127	3282	2617	3738	3922
14 / 356	66 / 1676	1771	2530	2656	2218	3169	3327	2655	3793	3981
14 / 356	72 / 1829	1829	2613	2745	2310	3299	3463	2768	3953	4153
14 / 356	78 / 1981	1887	2694	2828	2398	3427	3599	2883	4118	4324
14 / 356	84 / 2134	1945	2777	2916	2491	3558	3735	2999	4284	4496
14 / 356	90 / 2286	2001	2859	3001	2581	3686	3871	3111	4445	4669
14 / 356	96 / 2438	2057	2937	3086	2582	3690	3876	3086	4409	4627

To determine overall price, add Door Finish price and Case Finish price together.

If Lock is specified, add 71

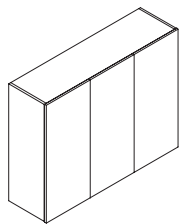
If Light is specified for 48" - 66", add 379

If Light is specified for 72" - 96", add 466

wall panels & wall mount storage

C J M H

Wall Mount Storage, Hinged Doors



WHAT'S INCLUDED

1 storage cabinet, hinged door(s), adjustable shelves (as specified), valance with light (if specified), lock and key (if specified), wall cleat and mounting hardware.

NOTES

1 High configuration has no internal shelf.

2 High configuration has 1 internal shelf.

3 High configuration has 2 internal shelves.

For Wood Grain Directions, see the *Application Guide* section.

PRODUCT OPTIONS

Configuration Height	Depth	Width	Case Finish	Door Finish	Light Option	Lock Option
1H 1 High, 14-1/2"	14	30, 32, 36, 42, 48, 54, 60, 64, 66, 72, 78, 84, 90, 96	Flintwood	Seamless	N None	N None
2H 2 High, 28"			Veneer	Flintwood	L Light, Graphic Valance	K Key Alike
3H 2 High, 41-1/2"			Journal Laminate	Veneer Journal Laminate	E Light, Ebony Valance V Light, Very White Valance 7 Light, Platinum Valance	R Key Random

SAMPLE ORDER CODE

CJMH 2H	14	72	FX	ZI	N	K
---------	----	----	----	----	---	---

DIMENSIONS INCHES / MM

D	W
14 / 356	30 / 762
14 / 356	32 / 813
14 / 356	36 / 914
14 / 356	42 / 1067
14 / 356	48 / 1219
14 / 356	54 / 1372
14 / 356	60 / 1524
14 / 356	64 / 1626
14 / 356	66 / 1676
14 / 356	72 / 1829
14 / 356	78 / 1981
14 / 356	84 / 2134
14 / 356	90 / 2286
14 / 356	96 / 2438

PRICING

DOOR FINISH											
1 HIGH (1H)				2 HIGH (2H)				3 HIGH (3H)			
Journal Laminate	Seamless	Flintwood	Veneer	Journal Laminate	Seamless	Flintwood	Veneer	Journal Laminate	Seamless	Flintwood	Veneer
144	150	231	240	183	215	297	311	232	288	375	391
151	157	244	256	197	231	318	332	245	304	397	416
171	177	273	288	219	259	354	375	274	343	444	466
198	208	319	333	256	300	412	433	320	399	514	539
225	237	360	380	290	345	469	492	362	454	586	616
253	268	406	426	326	385	527	554	408	508	658	690
278	296	449	472	361	429	585	614	451	564	730	766
297	318	478	502	385	458	623	654	480	602	776	814
304	326	494	520	397	473	641	674	496	621	799	839
333	355	537	564	434	516	701	735	538	676	870	914
360	384	583	612	471	559	759	796	585	733	942	989
387	414	625	658	505	601	814	855	629	788	1013	1065
414	444	672	704	538	645	872	915	673	843	1085	1138
443	474	712	749	577	686	930	976	715	900	1155	1212

To determine overall price, add Door Finish price and Case Finish price together.

Pricing is continued on the following page.

C J M H
Wall Mount Storage, Hinged Doors
(Continued)

DIMENSIONS
INCHES / MM

PRICING

		CASE FINISH								
		1 HIGH (1H)			2 HIGH (2H)			3 HIGH (3H)		
D	W	Journal Laminate	Flintwood	Veneer	Journal Laminate	Flintwood	Veneer	Journal Laminate	Flintwood	Veneer
14 / 356	30 / 762	1177	1682	1766	1424	2037	2138	1534	2190	2301
14 / 356	32 / 813	1209	1726	1813	1470	2100	2204	1582	2261	2375
14 / 356	36 / 914	1270	1817	1907	1561	2230	2340	1680	2399	2520
14 / 356	42 / 1067	1365	1951	2049	1696	2423	2544	1825	2608	2741
14 / 356	48 / 1219	1462	2087	2190	1833	2618	2749	1972	2818	2957
14 / 356	54 / 1372	1557	2221	2333	1967	2811	2952	2116	3024	3176
14 / 356	60 / 1524	1650	2358	2477	2103	3004	3155	2263	3234	3393
14 / 356	64 / 1626	1714	2449	2571	2194	3133	3290	2362	3373	3541
14 / 356	66 / 1676	1745	2493	2618	2240	3198	3356	2408	3442	3615
14 / 356	72 / 1829	1839	2627	2758	2373	3390	3560	2555	3652	3834
14 / 356	78 / 1981	1935	2764	2900	2508	3584	3764	2702	3859	4054
14 / 356	84 / 2134	2028	2898	3043	2644	3778	3968	2848	4068	4271
14 / 356	90 / 2286	2124	3032	3183	2779	3971	4171	2994	4277	4493
14 / 356	96 / 2438	2218	3169	3327	2916	4164	4374	3140	4486	4711

To determine overall price, add Door Finish price and Case Finish price together.

If Lock is specified, add 71

If Light is specified for 30" - 42", add 328

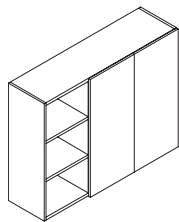
If Light is specified for 48" - 66", add 379

If Light is specified for 72" - 96", add 466

wall panels & wall mount storage

C J M C

Wall Mount Storage, Hinged Doors & Cubby



WHAT'S INCLUDED

1 storage cabinet, with adjustable shelves behind hinged door(s), fixed shelves within the cubby (as specified), valance with light (if specified), lock and key (if specified), wall clear and mounting hardware.

NOTES

1 High configuration has no internal shelf.

2 High configuration has 1 internal shelf.

3 High configuration has 2 internal shelves.

For Wood Grain Directions, see the *Application Guide* section.

PRODUCT OPTIONS

Configuration Height	Depth	Width	Cubby Orientation	Case Finish	Door Finish	Light Option	Lock Option
1H 1 High, 14-1/2"	14	42, 48, 54, 60	L Left R Right	Flintwood	Seamless	N None	N None
Veneer				Flintwood	L Light, Graphic Valance	K Key Alike	
Journal Laminate				Veneer	E Light, Ebony Valance	R Key Random	
2H 2 High, 28"					Journal Laminate	V Light, Very White Valance	
3H 2 High, 41-1/2"						7 Light, Platinum Valance	

SAMPLE ORDER CODE

CJMC 2H	14	60	L	FX	ZI	N	K
---------	----	----	---	----	----	---	---

DIMENSIONS INCHES / MM

D	W
14 / 356	42 / 1067
14 / 356	48 / 1219
14 / 356	54 / 1372
14 / 356	60 / 1524

PRICING

DOOR FINISH

1 HIGH (1H)				2 HIGH (2H)				3 HIGH (3H)			
Journal Laminate	Seamless	Flintwood	Veneer	Journal Laminate	Seamless	Flintwood	Veneer	Journal Laminate	Seamless	Flintwood	Veneer
144	142	219	232	181	203	281	296	190	268	293	307
148	150	230	240	186	219	288	302	219	293	336	354
153	157	237	248	190	237	293	307	248	320	382	401
158	168	245	258	196	255	298	313	276	351	426	447

CASE FINISH

1 HIGH (1H)			2 HIGH (2H)			3 HIGH (3H)		
Journal Laminate	Flintwood	Veneer	Journal Laminate	Flintwood	Veneer	Journal Laminate	Flintwood	Veneer
1320	1887	1980	1638	2340	2457	2008	2866	3009
1383	1975	2072	1731	2472	2595	2096	2994	3145
1443	2062	2163	1820	2601	2731	2185	3122	3278
1505	2151	2256	1913	2732	2869	2275	3250	3413

To determine overall price, add Door Finish price and Case Finish price together.

If Lock is specified, add 71

If Light is specified for 42", add 328

If Light is specified for 48" - 60", add 379

WHAT'S INCLUDED

1 storage cabinet, fixed shelves (as specified), valance with light (if specified), wall cleat and mounting hardware

NOTES

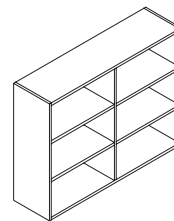
1 High configuration has no internal shelf.

2 High configuration has 1 internal shelf.

3 High configuration has 2 internal shelves.

For Wood Grain Directions, see the *Application Guide* section.

C J M O
Wall Mount Storage, Open



PRODUCT OPTIONS

Configuration Height	Depth	Width	Case Finish	Light Option
1H 1 High, 14-1/2" 2H 2 High, 28" 3H 2 High, 41-1/2"	14	30, 32, 36, 42, 48, 54, 60, 64, 66, 72, 78, 84, 90, 96	Flintwood Veneer Journal Laminate	N None L Light, Graphic Valance E Light, Ebony Valance V Light, Very White Valance 7 Light, Platinum Valance

SAMPLE ORDER CODE

CJMO 2H	14	72	FX	N
----------------	-----------	-----------	-----------	----------

**DIMENSIONS
INCHES / MM**

D	W
14 / 356	30 / 762
14 / 356	32 / 813
14 / 356	36 / 914
14 / 356	42 / 1067
14 / 356	48 / 1219
14 / 356	54 / 1372
14 / 356	60 / 1524
14 / 356	64 / 1626
14 / 356	66 / 1676
14 / 356	72 / 1829
14 / 356	78 / 1981
14 / 356	84 / 2134
14 / 356	90 / 2286
14 / 356	96 / 2438

PRICING

1 HIGH (1H)			2 HIGH (2H)			3 HIGH (3H)		
Journal Laminate	Flintwood	Veneer	Journal Laminate	Flintwood	Veneer	Journal Laminate	Flintwood	Veneer
1088	1554	1632	1456	2079	2184	1717	2452	2575
1114	1590	1669	1486	2124	2230	1760	2515	2641
1162	1661	1743	1550	2214	2327	1848	2641	2774
1237	1767	1854	1646	2350	2468	1980	2828	2971
1312	1873	1966	1742	2489	2613	2111	3016	3169
1385	1979	2079	1837	2625	2756	2245	3206	3365
1460	2086	2190	1934	2761	2899	2376	3393	3564
1510	2156	2263	1996	2854	2997	2464	3518	3693
1534	2191	2301	2028	2898	3044	2508	3583	3763
1609	2299	2413	2125	3035	3187	2640	3770	3958
1683	2404	2523	2220	3174	3330	2771	3958	4156
1757	2510	2638	2315	3307	3473	2903	4147	4355
1833	2617	2748	2410	3445	3617	3035	4335	4554
1906	2723	2859	2508	3583	3762	3168	4525	4748

If Light is specified for 30" - 42", add 328

If Light is specified for 48" - 66", add 379

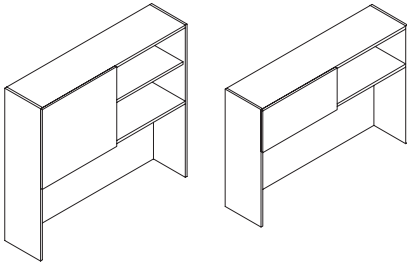
If Light is specified for 72" - 96", add 466

hutches

hutches product map

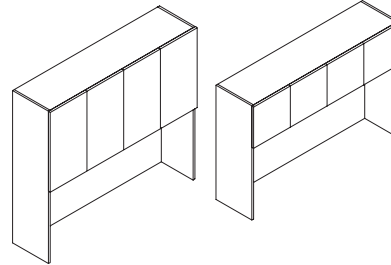
C J H S Hutch, Sliding Door

Page 356



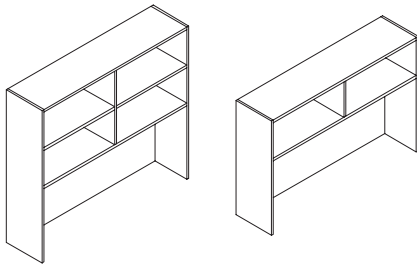
C J H H Hutch, Hinged Doors

Page 358

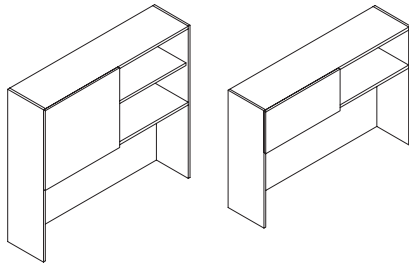


C J H O Hutch, Open

Page 360



C J H S Hutch, Sliding Door



WHAT'S INCLUDED

1 hutch, sliding door, fixed shelves (as specified), tackable fabric panel (if specified), valance with light (if specified), lock and key (if specified).

NOTES

Hutches are to be paired with 2 High Credenza configurations.

3 High configuration has 1 High storage with no internal shelf.

4 High configuration has 2 High storage with 1 fixed shelf.

For Wood Grain Directions, see the *Application Guide* section.

PRODUCT OPTIONS

Height & Storage Mount Type	Depth	Width	Case Finish
3HF 3 High Overall, 1 High Storage, Finished Top, 40-1/2"	14	48, 54, 60, 64, 66, 72, 78, 84, 90, 96	Flintwood Veneer Journal Laminate
3HI 3 High Overall, 1 High Storage, Integral Top, 41-5/8"			
4HF 4 High Overall, 2 High Storage, Finished Top, 54"			
4HI 4 High Overall, 2 High Storage, Integral Top, 55-1/8"			

SAMPLE ORDER CODE

CJHS 3HF	14	72	FX
-----------------	-----------	-----------	-----------

PRODUCT OPTIONS (CONTINUED)

Backboard Finish	Door Finish	Light Option	Lock
MC Match Case Tackable Fabric	Seamless HW HPL Whiteboard PW PC Whiteboard Flintwood Veneer Journal Laminate	N None L Light, Graphic Valance E Light, Ebony Valance V Light, Very White Valance 7 Light, Platinum Valance	N No Lock K Key Alike R Key Random

SAMPLE ORDER CODE (CONTINUED)

MC	ZI	N	K
-----------	-----------	----------	----------

See Pricing on the following page.

C J H S
Hutch, Sliding Door (Continued)

DIMENSIONS
INCHES / MM

D	W
14 / 356	60 / 1524
14 / 356	64 / 1626
14 / 356	66 / 1676
14 / 356	72 / 1829
14 / 356	78 / 1981
14 / 356	84 / 2134
14 / 356	90 / 2286
14 / 356	96 / 2438

PRICING

DOOR FINISH											
3 HIGH STORAGE				4 HIGH STORAGE							
Journal Laminate	Seamless	Whiteboard (HPL)	Whiteboard (PC)	Flintwood	Veneer	Journal Laminate	Seamless	Whiteboard (HPL)	Whiteboard (PC)	Flintwood	Veneer
107	111	205	887	176	184	158	181	311	1460	266	278
110	116	211	933	181	194	167	194	322	1542	275	290
111	118	215	954	184	196	169	197	327	1582	281	295
118	124	229	1020	197	205	177	208	347	1706	296	311
122	131	237	1086	204	212	184	224	363	1828	311	326
126	140	248	1152	211	224	197	235	382	1951	326	343
135	147	259	1217	224	234	204	248	403	2074	340	357
140	154	270	1283	232	242	212	261	419	2197	356	375

CASE FINISH (HUTCH)					
3 HIGH OVERALL			3 HIGH STORAGE, INTEGRAL TOP, 41-5/8" (3HI)		
Journal Laminate	Flintwood	Veneer	Journal Laminate	Flintwood	Veneer
1880	2685	2820	1884	2690	2825
1923	2748	2885	1927	2753	2892
1946	2779	2920	1949	2784	2923
1964	2806	2946	1969	2812	2953
2030	2900	3046	2036	2906	3053
2103	3004	3155	2109	3011	3162
2176	3110	3265	2182	3118	3275
2243	3204	3363	2247	3210	3370

4 HIGH OVERALL			4 HIGH STORAGE, INTEGRAL TOP, 55-1/8" (4HI)		
Journal Laminate	Flintwood	Veneer	Journal Laminate	Flintwood	Veneer
2337	3337	3504	2340	3341	3509
2393	3417	3590	2397	3424	3594
2648	3782	3972	2652	3789	3976
2464	3517	3692	2466	3525	3702
2827	4038	4240	2832	4044	4246
2641	3771	3964	2645	3779	3970
2728	3896	4091	2732	3906	4097
2822	4031	4232	2827	4038	4240

IF BACKBOARD IS SPECIFIED, ADD THE FOLLOWING:

Width	Gr. A	Gr. 1	COM/Gr. 2	Gr. 3	Gr. 4	Gr. 5	Gr. 6	Gr. 7
60" - 64"	86	97	116	131	161	195	216	241
66" - 96"	173	200	231	263	324	384	435	483

To determine overall price, add Door Finish price and Case Finish price together.

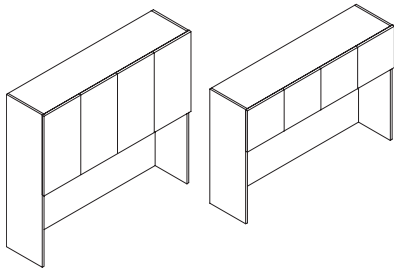
If Lock is specified, add 71

If Light is specified for 60" - 66", add 379

If Light is specified for 72" - 96", add 466

C J H H

Hutch, Hinged Doors



WHAT'S INCLUDED

1 hutch, hinged doors, adjustable shelves (as specified), tackable fabric panel (if specified), valance with light (if specified), lock and key (if specified).

NOTES

Hutches are to be paired with 2 High Credenza configurations.

3 High configuration has 1 High storage with no internal shelf.

4 High configuration has 2 High storage with 1 fixed shelf.

For Wood Grain Directions, see the *Application Guide* section.

PRODUCT OPTIONS

Height & Storage Mount Type	Depth	Width	Case Finish
3HF 3 High Overall, 1 High Storage, Finished Top, 40-1/2"	14	60, 64, 66, 72, 78, 84, 90, 96	Flintwood Veneer Journal Laminate
3HI 3 High Overall, 1 High Storage, Integral Top, 41-5/8"			
4HF 4 High Overall, 2 High Storage, Finished Top, 54"			
4HI 4 High Overall, 2 High Storage, Integral Top, 55-1/8"			

SAMPLE ORDER CODE

CJHH 3HF	14	72	FX
-----------------	-----------	-----------	-----------

PRODUCT OPTIONS (CONTINUED)

Backboard Finish	Door Finish	Light Option	Lock
MC Match Case Tackable Fabric	Seamless Flintwood Veneer Journal Laminate	N None L Light, Graphic Valance E Light, Ebony Valance V Light, Very White Valance 7 Light, Platinum Valance	N No Lock K Key Alike R Key Random

SAMPLE ORDER CODE (CONTINUED)

MC	ZI	N	K
-----------	-----------	----------	----------

See Pricing on the following page.

C J H H

Hutch, Hinged Doors (Continued)

**DIMENSIONS
INCHES / MM**

D	W
14 / 356	60 / 1524
14 / 356	64 / 1626
14 / 356	66 / 1676
14 / 356	72 / 1829
14 / 356	78 / 1981
14 / 356	84 / 2134
14 / 356	90 / 2286
14 / 356	96 / 2438

PRICING

DOOR FINISH							
1 HIGH STORAGE				2 HIGH STORAGE			
Journal Laminate	Seamless	Flintwood	Veneer	Journal Laminate	Seamless	Flintwood	Veneer
274	289	520	543	353	413	666	701
290	304	548	575	376	440	706	741
298	316	563	590	385	451	730	764
324	340	610	640	418	492	789	827
348	369	654	688	449	530	850	892
372	394	701	734	480	568	909	955
396	419	746	783	513	609	970	1018
419	445	791	831	546	647	1030	1082

CASE FINISH (HUTCH)						
3 HIGH OVERALL						
1 HIGH STORAGE, FINISHED TOP, 40-1/2" (3HF)			1 HIGH STORAGE, INTEGRAL TOP, 41-5/8" (3HI)			
Journal Laminate	Flintwood	Veneer	Journal Laminate	Flintwood	Veneer	
1711	2593	2721	1971	2985	3133	
1756	2660	2794	2035	3080	3234	
1777	2694	2828	2065	3127	3282	
1806	2735	2873	2115	3205	3364	
1873	2837	2980	2210	3347	3514	
1949	2952	3100	2307	3499	3674	
2016	3057	3207	2402	3639	3822	
2093	3169	3327	2502	3792	3980	

4 HIGH OVERALL						
2 HIGH STORAGE, FINISHED TOP, 54" (4HF)			2 HIGH STORAGE, INTEGRAL TOP, 55-1/8" (4HI)			
Journal Laminate	Flintwood	Veneer	Journal Laminate	Flintwood	Veneer	
2138	3239	3401	2397	3632	3813	
2213	3352	3518	2489	3769	3957	
2248	3408	3577	2533	3837	4031	
2318	3511	3685	2626	3979	4179	
2426	3677	3862	2761	4184	4392	
2543	3854	4046	2903	4398	4619	
2653	4018	4219	3039	4604	4835	
2770	4196	4408	3181	4820	5061	

IF BACKBOARD IS SPECIFIED, ADD THE FOLLOWING:

Width	COM/							
	Gr. A	Gr. 1	Gr. 2	Gr. 3	Gr. 4	Gr. 5	Gr. 6	Gr. 7
60" - 64"	86	97	116	131	161	195	216	241
66" - 96"	173	200	231	263	324	384	435	483

To determine overall price, add Door Finish price and Case Finish price together.

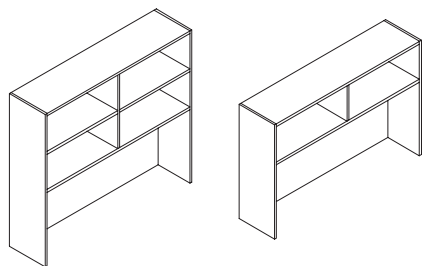
If Lock is specified, add 71

If Light is specified for 60" - 66", add 379

If Light is specified for 72" - 96", add 466

hutches

C J H O Hutch, Open



WHAT'S INCLUDED

1 open storage hutch, fixed shelves (as specified), tackable fabric panel (if specified), valance with light (if specified).

NOTES

Hutches are to be paired with 2 High Credenza configurations.

3 High configuration has 1 High storage with no internal shelf.

4 High configuration has 2 High storage with 1 fixed shelf.

For Wood Grain Directions, see the *Application Guide* section.

PRODUCT OPTIONS

Height & Storage Mount Type	Depth	Width	Case Finish	Backboard Finish	Light Option
3HF 3 High Overall, 1 High Storage, Finished Top, 40-1/2"	14	60, 64, 66, 72, 78, 84, 90, 96	Flintwood Veneer Journal Laminate	MC Match Case Tackable Fabric	N None
3HI 3 High Overall, 1 High Storage, Integral Top, 41-5/8"					L Light, Graphic Valance
4HF 4 High Overall, 2 High Storage, Finished Top, 54"					E Light, Ebony Valance
4HI 4 High Overall, 2 High Storage, Integral Top, 55-1/8"					V Light, Very White Valance
					7 Light, Platinum Valance

SAMPLE ORDER CODE

CJHO 3HF	14	72	FX	MC	N
-----------------	-----------	-----------	-----------	-----------	----------

See Pricing on the following page.

C J H O

Hutch, Open (Continued)

**DIMENSIONS
INCHES / MM**

14 / 356	60 / 1524
14 / 356	64 / 1626
14 / 356	66 / 1676
14 / 356	72 / 1829
14 / 356	78 / 1981
14 / 356	84 / 2134
14 / 356	90 / 2286
14 / 356	96 / 2438

14 / 356	60 / 1524
14 / 356	64 / 1626
14 / 356	66 / 1676
14 / 356	72 / 1829
14 / 356	78 / 1981
14 / 356	84 / 2134
14 / 356	90 / 2286
14 / 356	96 / 2438

PRICING

CASE FINISH (HUTCH)

3 HIGH OVERALL

1 HIGH STORAGE, FINISHED TOP, 40-1/2" (3HF)				1 HIGH STORAGE, INTEGRAL TOP, 41-5/8" (3HI)			
Journal Laminate	Flintwood	Veneer		Journal Laminate	Flintwood	Veneer	
1480	2242	2354		1705	2581	2711	
1536	2325	2442		1768	2680	2815	
1561	2366	2484		1750	2654	2786	
1598	2423	2544		1856	2811	2952	
1683	2549	2676		1952	2958	3105	
1770	2682	2816		2057	3116	3274	
1850	2805	2945		2155	3265	3428	
1940	2939	3087		2260	3424	3594	

4 HIGH OVERALL

2 HIGH STORAGE, FINISHED TOP, 54" (4HF)				2 HIGH STORAGE, INTEGRAL TOP, 55-1/8" (4HI)			
Journal Laminate	Flintwood	Veneer		Journal Laminate	Flintwood	Veneer	
1920	2908	3057		2143	3248	3410	
1995	3024	3175		2228	3379	3547	
1984	3004	3155		2223	3367	3535	
2102	3185	3345		2357	3572	3749	
2216	3356	3525		2486	3767	3953	
2335	3536	3713		2623	3972	4173	
2449	3709	3893		2749	4167	4377	
2568	3889	4086		2885	4372	4591	

IF BACKBOARD IS SPECIFIED, ADD THE FOLLOWING:

Width	COM/							
	Gr. A	Gr. 1	Gr. 2	Gr. 3	Gr. 4	Gr. 5	Gr. 6	Gr. 7
60" - 64"	86	97	116	131	161	195	216	241
66" - 96"	173	200	231	263	324	384	435	483

If Light is specified for 60" - 66", add 379

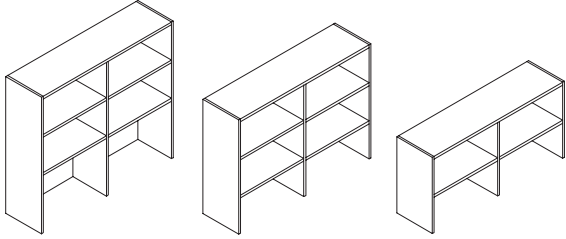
If Light is specified for 72" - 96", add 466

stack on storage

stack on storage product map

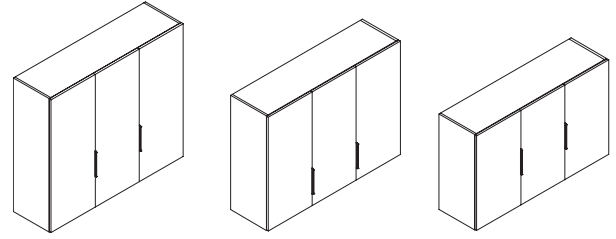
C J S O Stack on Storage, Open

Page 364



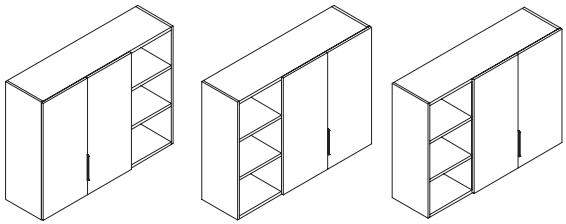
C J S C Stack on Storage, Closed

Page 366



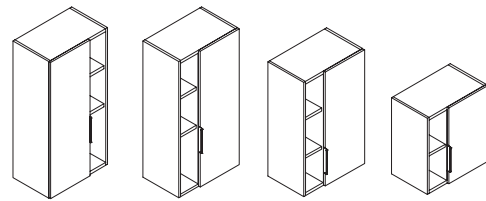
C J S H Stack on Storage, Hinged Doors & Cubby

Page 368

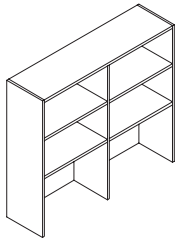


C J S S Stack on Storage, Single Door & Cubby

Page 370



CJSO Stack on Storage, Open



WHAT'S INCLUDED

1 open cabinet with fixed shelves.

NOTES

Heights for 1 High and 2 High Credenza configurations: 2HF, 2HI, 3HF, 3HI.

Heights for 1.5 High Credenza configurations: 2EF, 2EI, 3EF, 3EI.

"F" Heights are to be used with Finished Top Credenzas.

"I" Heights are to be used with Integral Top Credenzas.

For Wood Grain Directions, see the *Application Guide* section.

PRODUCT OPTIONS

Height & Storage Mount Type	Depth	Width	Case Finish
2HF 2 High, Finished Top, 27"	14	24, 30, 32, 36, 42, 48, 54, 60, 64	Flintwood
2HI 2 High, Integral Top, 28-1/8"			Veneer
2EF 2 High Extended, Finished Top, 33-3/4"			Journal Laminate
2EI 2 High Extended, Integral Top, 34-7/8"			
3HF 3 High, Finished Top, 40-1/2"			
3HI 3 High, Integral Top, 41-5/8"			
3EF 3 High Extended, Finished Top, 47-1/4"			
3EI 3 High Extended, Integral Top, 48-3/8"			

SAMPLE ORDER CODE

CJSO 2HF	14	42	FX
----------	----	----	----

DIMENSIONS INCHES / MM

W
24 / 610
30 / 762
32 / 813
36 / 914
42 / 1067
48 / 1219
54 / 1371
60 / 1524
64 / 1626

PRICING

2 HIGH, FINISHED TOP (2HF)

Journal Laminate	Flintwood	Veneer
1031	1638	1719
1129	1791	1880
1160	1842	1934
1225	1943	2042
1321	2097	2202
1419	2250	2364
1515	2405	2525
1611	2557	2685
1676	2660	2794

2 HIGH, INTEGRAL TOP (2HI)

Journal Laminate	Flintwood	Veneer
1088	1726	1813
1190	1891	1985
1226	1946	2044
1295	2054	2160
1398	2220	2332
1502	2384	2504
1607	2550	2677
1711	2714	2848
1779	2825	2964

2 HIGH EXTENDED, FINISHED TOP (2EF)

W	Journal Laminate	Flintwood	Veneer
24 / 610	1144	1815	1906
30 / 762	1255	1992	2091
32 / 813	1292	2050	2152
36 / 914	1365	2168	2275
42 / 1067	1474	2343	2462
48 / 1219	1587	2517	2644
54 / 1371	1697	2696	2830
60 / 1524	1808	2870	3013
64 / 1626	1883	2987	3135

2 HIGH EXTENDED, INTEGRAL TOP (2EI)

Journal Laminate	Flintwood	Veneer
1201	1904	1999
1317	2093	2197
1356	2153	2261
1435	2278	2392
1553	2465	2589
1670	2653	2784
1789	2840	2982
1907	3028	3177
1986	3152	3309

Pricing is continued on the following page.

CJSO
Stack on Storage, Open (Continued)

DIMENSIONS
INCHES / MM

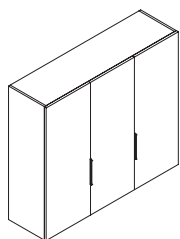
PRICING

W	3 HIGH, FINISHED TOP (3HF)			3 HIGH, INTEGRAL TOP, (3HI)		
	Journal Laminate	Flintwood	Veneer	Journal Laminate	Flintwood	Veneer
24 / 610	1066	1695	1779	1116	1771	1861
30 / 762	1173	1863	1955	1227	1948	2045
32 / 813	1209	1920	2016	1266	2009	2107
36 / 914	1279	2033	2133	1339	2126	2231
42 / 1067	1386	2199	2310	1452	2304	2420
48 / 1219	1492	2369	2487	1563	2481	2608
54 / 1371	1598	2538	2661	1675	2659	2793
60 / 1524	1705	2705	2840	1788	2836	2979
64 / 1626	1775	2818	2957	1863	2956	3103

W	3 HIGH EXTENDED, FINISHED TOP (3EF)			3 HIGH EXTENDED, INTEGRAL TOP (3EI)		
	Journal Laminate	Flintwood	Veneer	Journal Laminate	Flintwood	Veneer
24 / 610	1368	2172	2281	1423	2261	2375
30 / 762	1507	2392	2510	1569	2493	2618
32 / 813	1553	2465	2589	1619	2571	2698
36 / 914	1646	2613	2745	1716	2723	2861
42 / 1067	1785	2833	2974	1863	2956	3104
48 / 1219	1923	3053	3206	2009	3188	3349
54 / 1371	2064	3275	3438	1832	2906	3051
60 / 1524	2201	3495	3670	1955	3103	3257
64 / 1626	2293	3642	3825	2039	3235	3395

CJSC

Stack on Storage, Closed



WHAT'S INCLUDED

1 cabinet, hinged doors, pulls (as specified), adjustable shelves, lock and key (if specified).

NOTES

Heights for 1 High and 2 High Credenza configurations: 2HF, 2HI, 3HF, 3HI.

Heights for 1.5 High Credenza configurations: 2EF, 2EI, 3EF, 3EI.

"F" Heights are to be used with Finished Top Credenzas.

"I" Heights are to be used with Integral Top Credenzas.

For Wood Grain Directions, see the *Application Guide* section.

PRODUCT OPTIONS

Height & Storage Mount Type	Depth	Width	Case Finish
2HF 2 High, Finished Top, 27"	14	42, 48, 54, 60	Flintwood Veneer Journal Laminate
2HI 2 High, Integral Top, 28-1/8"			
2EF 2 High Extended, Finished Top, 33-3/4"			
2EI 2 High Extended, Integral Top, 34-7/8"			
3HF 3 High, Finished Top, 40-1/2"			
3HI 3 High, Integral Top, 41-5/8"			
3EF 3 High Extended, Finished Top, 47-1/4"			
3EI 3 High Extended, Integral Top, 48-3/8"			

SAMPLE ORDER CODE

CJSC 2HF	14	42	FX
----------	----	----	----

PRODUCT OPTIONS (CONTINUED)

Door Finish	Pull Style	Pull Finish	Lock
Seamless	R Rectangular	7 Platinum	N No Lock
Flintwood	J Journal	V Very White	K Key Alike
Veneer		E Ebony	R Key Random
Journal Laminate		X Anthracite	

SAMPLE ORDER CODE (CONTINUED)

ZI	J	V	L
----	---	---	---

See Pricing on the following page.

C J S C

Stack on Storage, Closed (Continued)

**DIMENSIONS
INCHES / MM**

D	W
14 / 356	42 / 1067
14 / 356	48 / 1219
14 / 356	54 / 1372
14 / 356	60 / 1524

14 / 356	42 / 1067
14 / 356	48 / 1219
14 / 356	54 / 1372
14 / 356	60 / 1524

14 / 356	42 / 1067
14 / 356	48 / 1219
14 / 356	54 / 1372
14 / 356	60 / 1524

14 / 356	42 / 1067
14 / 356	48 / 1219
14 / 356	54 / 1372
14 / 356	60 / 1524

14 / 356	42 / 1067
14 / 356	48 / 1219
14 / 356	54 / 1372
14 / 356	60 / 1524

14 / 356	42 / 1067
14 / 356	48 / 1219
14 / 356	54 / 1372
14 / 356	60 / 1524

14 / 356	42 / 1067
14 / 356	48 / 1219
14 / 356	54 / 1372
14 / 356	60 / 1524

14 / 356	42 / 1067
14 / 356	48 / 1219
14 / 356	54 / 1372
14 / 356	60 / 1524

PRICING

DOOR FINISH

2 HIGH, FINISHED TOP (2HF)				
Journal Laminate	Seamless	Flintwood	Veneer	
290	296	414	436	
307	321	440	462	
325	347	464	487	
343	372	487	512	

2 HIGH EXTENDED, FINISHED TOP (2EF)				
Journal Laminate	Seamless	Flintwood	Veneer	
322	343	462	484	
347	375	494	520	
369	407	527	554	
389	440	558	586	

3 HIGH, FINISHED TOP (3HF)				
Journal Laminate	Seamless	Flintwood	Veneer	
349	377	498	523	
376	413	534	561	
401	451	572	601	
429	491	612	641	

3 HIGH EXTENDED, FINISHED TOP (3EF)				
Journal Laminate	Seamless	Flintwood	Veneer	
363	411	522	548	
394	454	561	589	
422	499	604	635	
454	539	648	680	

CASE FINISH

2 HIGH, FINISHED TOP (2HF)			
Journal Laminate	Flintwood	Veneer	
1421	2255	2368	
1473	2340	2457	
1529	2426	2546	
1583	2514	2639	

2 HIGH EXTENDED, FINISHED TOP (2EF)			
Journal Laminate	Flintwood	Veneer	
1532	2431	2552	
1592	2525	2653	
1651	2623	2752	
1713	2718	2852	

3 HIGH, FINISHED TOP (3HF)			
Journal Laminate	Flintwood	Veneer	
1648	2617	2748	
1717	2724	2861	
1784	2832	2973	
1850	2937	3083	

3 HIGH EXTENDED, FINISHED TOP (3EF)			
Journal Laminate	Flintwood	Veneer	
1774	2816	2956	
1850	2937	3083	
1926	3058	3210	
2002	3178	3337	

2 HIGH, INTEGRAL TOP (2HI)				
Journal Laminate	Seamless	Flintwood	Veneer	
305	320	438	462	
326	348	466	491	
347	377	495	521	
367	406	524	550	

2 HIGH EXTENDED, INTEGRAL TOP (2EI)				
Journal Laminate	Seamless	Flintwood	Veneer	
338	363	484	508	
363	403	523	548	
389	437	558	586	
416	474	594	623	

3 HIGH, INTEGRAL TOP, (3HI)				
Journal Laminate	Seamless	Flintwood	Veneer	
355	386	507	532	
384	428	550	575	
412	466	588	617	
440	506	629	660	

3 HIGH EXTENDED, INTEGRAL TOP (3EI)				
Journal Laminate	Seamless	Flintwood	Veneer	
374	434	531	558	
405	480	579	606	
435	529	621	651	
465	577	665	698	

2 HIGH, INTEGRAL TOP (2HI)			
Journal Laminate	Flintwood	Veneer	
1474	2343	2462	
1534	2434	2554	
1589	2523	2649	
1647	2615	2746	

2 HIGH EXTENDED, INTEGRAL TOP (2EI)			
Journal Laminate	Flintwood	Veneer	
1587	2520	2645	
1648	2618	2749	
1713	2718	2854	
1776	2820	2959	

3 HIGH, INTEGRAL TOP, (3HI)			
Journal Laminate	Flintwood	Veneer	
1713	2718	2852	
1784	2832	2973	
1856	2945	3094	
1927	3059	3211	

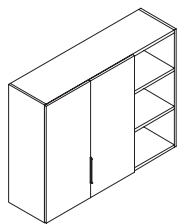
3 HIGH EXTENDED, INTEGRAL TOP (3EI)			
Journal Laminate	Flintwood	Veneer	
1837	2916	3061	
1917	3043	3197	
1998	3171	3329	
2079	3299	3464	

To determine overall price, add Door Finish price and Case Finish price together.

If Lock is specified, add 71

C J S H

Stack on Storage, Hinged Doors & Cubby



WHAT'S INCLUDED

1 cabinet, adjustable shelves behind hinged doors, pulls (as specified), fixed shelves with cubby, lock and key (if specified).

NOTES

Heights for 1 High and 2 High Credenza configurations: 2HF, 2HI, 3HF, 3HI.

Heights for 1.5 High Credenza configurations: 2EF, 2EI, 3EF, 3EI.

"F" Heights are to be used with Finished Top Credenzas.

"I" Heights are to be used with Integral Top Credenzas.

For Wood Grain Directions, see the *Application Guide* section.

PRODUCT OPTIONS

Height & Storage Mount Type	Depth	Width	Cubby Orientation	Case Finish
2HF 2 High, Finished Top, 27"	14	42, 48, 54, 60	L Left R Right	Flintwood
2HI 2 High, Integral Top, 28-1/8"				Veneer
2EF 2 High Extended, Finished Top, 33-3/4"				Journal Laminate
2EI 2 High Extended, Integral Top, 34-7/8"				
3HF 3 High, Finished Top, 40-1/2"				
3HI 3 High, Integral Top, 41-5/8"				
3EF 3 High Extended, Finished Top, 47-1/4"				
3EI 3 High Extended, Integral Top, 48-3/8"				

SAMPLE ORDER CODE

CJSH 2HF	14	42	L	FX
----------	----	----	---	----

PRODUCT OPTIONS (CONTINUED)

Door Finish	Pull Style	Pull Finish	Lock
Seamless	R Rectangular	7 Platinum	N No Lock
Flintwood	J Journal	V Very White	K Key Alike
Veneer		E Ebony	R Key Random
Journal Laminate		X Anthracite	

SAMPLE ORDER CODE (CONTINUED)

ZI	J	V	L
----	---	---	---

See Pricing on the following page.

C J S H

Stack on Storage, Hinged Doors & Cubby (Continued)

**DIMENSIONS
INCHES / MM**

D	W
14 / 356	42 / 1067
14 / 356	48 / 1219
14 / 356	54 / 1372
14 / 356	60 / 1524

14 / 356	42 / 1067
14 / 356	48 / 1219
14 / 356	54 / 1372
14 / 356	60 / 1524

14 / 356	42 / 1067
14 / 356	48 / 1219
14 / 356	54 / 1372
14 / 356	60 / 1524

14 / 356	42 / 1067
14 / 356	48 / 1219
14 / 356	54 / 1372
14 / 356	60 / 1524

14 / 356	42 / 1067
14 / 356	48 / 1219
14 / 356	54 / 1372
14 / 356	60 / 1524

14 / 356	42 / 1067
14 / 356	48 / 1219
14 / 356	54 / 1372
14 / 356	60 / 1524

14 / 356	42 / 1067
14 / 356	48 / 1219
14 / 356	54 / 1372
14 / 356	60 / 1524

14 / 356	42 / 1067
14 / 356	48 / 1219
14 / 356	54 / 1372
14 / 356	60 / 1524

PRICING

DOOR FINISH

2 HIGH, FINISHED TOP (2HF)				
Journal Laminate	Seamless	Flintwood	Veneer	
169	203	281	296	
179	219	298	313	
187	237	316	329	
200	255	329	349	

2 HIGH EXTENDED, FINISHED TOP (2EF)				
Journal Laminate	Seamless	Flintwood	Veneer	
190	234	318	332	
203	256	336	354	
215	276	357	377	
229	298	379	397	

3 HIGH, FINISHED TOP (3HF)				
Journal Laminate	Seamless	Flintwood	Veneer	
227	268	377	394	
241	293	404	420	
256	320	426	447	
224	346	372	387	

3 HIGH EXTENDED, FINISHED TOP (3EF)				
Journal Laminate	Seamless	Flintwood	Veneer	
232	299	386	407	
249	329	416	437	
267	360	444	466	
285	391	473	496	

CASE FINISH

2 HIGH, FINISHED TOP (2HF)			
Journal Laminate	Flintwood	Veneer	
1130	2130	2239	
1167	2201	2311	
1205	2274	2388	
1244	2346	2464	

2 HIGH EXTENDED, FINISHED TOP (2EF)			
Journal Laminate	Flintwood	Veneer	
1254	2364	2481	
1297	2450	2572	
1343	2536	2661	
1390	2620	2750	

3 HIGH, FINISHED TOP (3HF)			
Journal Laminate	Flintwood	Veneer	
1363	2572	2699	
1415	2671	2804	
1469	2772	2910	
1566	2953	3101	

3 HIGH EXTENDED, FINISHED TOP (3EF)			
Journal Laminate	Flintwood	Veneer	
1499	2828	2971	
1560	2943	3090	
1621	3058	3210	
1683	3175	3332	

2 HIGH, INTEGRAL TOP (2HI)				
Journal Laminate	Seamless	Flintwood	Veneer	
180	217	299	314	
190	237	319	333	
202	258	334	353	
212	275	355	375	

2 HIGH EXTENDED, INTEGRAL TOP (2EI)				
Journal Laminate	Seamless	Flintwood	Veneer	
202	253	333	351	
212	274	356	376	
215	298	357	377	
241	322	404	420	

3 HIGH, INTEGRAL TOP, (3HI)				
Journal Laminate	Seamless	Flintwood	Veneer	
238	285	397	416	
254	313	421	444	
269	338	449	472	
269	369	449	472	

3 HIGH EXTENDED, INTEGRAL TOP (3EI)				
Journal Laminate	Seamless	Flintwood	Veneer	
242	318	406	426	
261	350	436	458	
281	380	466	491	
297	413	496	522	

2 HIGH, INTEGRAL TOP (2HI)			
Journal Laminate	Flintwood	Veneer	
1190	2246	2361	
1233	2327	2443	
1274	2404	2523	
1315	2481	2608	

2 HIGH EXTENDED, INTEGRAL TOP (2EI)			
Journal Laminate	Flintwood	Veneer	
1314	2480	2604	
1364	2573	2700	
1423	2687	2822	
1463	2758	2898	

3 HIGH, INTEGRAL TOP, (3HI)			
Journal Laminate	Flintwood	Veneer	
1423	2685	2820	
1481	2794	2932	
1538	2900	3046	
1609	3033	3185	

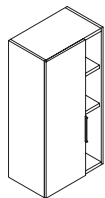
3 HIGH EXTENDED, INTEGRAL TOP (3EI)			
Journal Laminate	Flintwood	Veneer	
1561	2945	3094	
1625	3068	3221	
1689	3188	3349	
1756	3311	3478	

To determine overall price, add Door Finish price and Case Finish price together.

If Lock is specified, add 71

CJSS

Stack on Storage, Single Door & Cubby



WHAT'S INCLUDED

1 cabinet, adjustable shelves behind hinged doors, pulls (as specified), fixed shelves with cubby, lock and key (if specified).

NOTES

Heights for 1 High and 2 High Credenza configurations: 2HF, 2HI, 3HF, 3HI.

Heights for 1.5 High Credenza configurations: 2EF, 2EI, 3EF, 3EI.

"F" Heights are to be used with Finished Top Credenzas.

"I" Heights are to be used with Integral Top Credenzas.

For Wood Grain Directions, see the *Application Guide* section.

PRODUCT OPTIONS

Height & Storage Mount Type	Depth	Width	Cubby Orientation	Case Finish
2HF 2 High, Finished Top, 27"	14	24, 32	L Left R Right	Flintwood
2HI 2 High, Integral Top, 28-1/8"				Veneer
2EF 2 High Extended, Finished Top, 33-3/4"				Journal Laminate
2EI 2 High Extended, Integral Top, 34-7/8"				
3HF 3 High, Finished Top, 40-1/2"				
3HI 3 High, Integral Top, 41-5/8"				
3EF 3 High Extended, Finished Top, 47-1/4"				
3EI 3 High Extended, Integral Top, 48-3/8"				

SAMPLE ORDER CODE

CJSS 2HF	14	32	L	FX
----------	----	----	---	----

PRODUCT OPTIONS (CONTINUED)

Door Finish	Pull Style	Pull Finish	Lock
Seamless	R Rectangular	7 Platinum	N No Lock
Flintwood	J Journal	V Very White	K Key Alike
Veneer		E Ebony	R Key Random
Journal Laminate		X Anthracite	

SAMPLE ORDER CODE (CONTINUED)

ZI	J	V	L
----	---	---	---

See Pricing on the following page.

CJSS

Stack on Storage, Single Door & Cubby (Continued)

DIMENSIONS
INCHES / MM

D	W
14 / 356	24 / 610
14 / 356	32 / 813

14 / 356	24 / 610
14 / 356	32 / 813

14 / 356	24 / 610
14 / 356	32 / 813

14 / 356	24 / 610
14 / 356	32 / 813

14 / 356	24 / 610
14 / 356	32 / 813

14 / 356	24 / 610
14 / 356	32 / 813

14 / 356	24 / 610
14 / 356	32 / 813

14 / 356	24 / 610
14 / 356	32 / 813

PRICING

DOOR FINISH

2 HIGH, FINISHED TOP (2HF)					2 HIGH, INTEGRAL TOP (2HI)				
Journal Laminate	Seamless	Flintwood	Veneer		Journal Laminate	Seamless	Flintwood	Veneer	
95	90	138	145		100	96	145	151	
109	109	153	161		117	117	168	175	

2 HIGH EXTENDED, FINISHED TOP (2EF)					2 HIGH EXTENDED, INTEGRAL TOP (2EI)				
Journal Laminate	Seamless	Flintwood	Veneer		Journal Laminate	Seamless	Flintwood	Veneer	
107	106	151	158		113	111	159	171	
124	125	177	183		131	136	186	200	

3 HIGH, FINISHED TOP (3HF)					3 HIGH, INTEGRAL TOP, (3HI)				
Journal Laminate	Seamless	Flintwood	Veneer		Journal Laminate	Seamless	Flintwood	Veneer	
118	117	169	176		122	123	175	182	
142	146	201	208		147	161	209	222	

3 HIGH EXTENDED, FINISHED TOP (3EF)					3 HIGH EXTENDED, INTEGRAL TOP (3EI)				
Journal Laminate	Seamless	Flintwood	Veneer		Journal Laminate	Seamless	Flintwood	Veneer	
126	129	181	190		135	137	190	202	
153	161	219	232		161	173	232	241	

CASE FINISH

2 HIGH, FINISHED TOP (2HF)				2 HIGH, INTEGRAL TOP (2HI)			
Journal Laminate	Flintwood	Veneer		Journal Laminate	Flintwood	Veneer	
1201	1904	1998		1260	1998	2098	
1282	2035	2134		1333	2115	2221	

2 HIGH EXTENDED, FINISHED TOP (2EF)				2 HIGH EXTENDED, INTEGRAL TOP (2EI)			
Journal Laminate	Flintwood	Veneer		Journal Laminate	Flintwood	Veneer	
1318	2094	2198		1379	2188	2298	
1384	2196	2305		1434	2276	2390	

3 HIGH, FINISHED TOP (3HF)				3 HIGH, INTEGRAL TOP, (3HI)			
Journal Laminate	Flintwood	Veneer		Journal Laminate	Flintwood	Veneer	
1436	2279	2395		1498	2376	2495	
1485	2358	2477		1537	2438	2560	

3 HIGH EXTENDED, FINISHED TOP (3EF)				3 HIGH EXTENDED, INTEGRAL TOP (3EI)			
Journal Laminate	Flintwood	Veneer		Journal Laminate	Flintwood	Veneer	
1557	2471	2594		1614	2564	2691	
1588	2521	2647		1639	2602	2732	

To determine overall price, add Door Finish price and Case Finish price together.

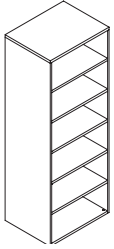
If Lock is specified, add 71

freestanding storage

freestanding storage product map

C J B S Bookcase, Shelves

Page 374



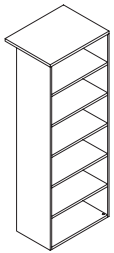
C J B H Bookcase, Hinged Doors

Page 376




C J B C Bookcase, Coat & Shelves

Page 380



C J T N Tower, Narrow Multi

Page 382



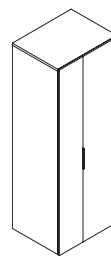
C J T C Tower, Coat

Page 386




C J T S Tower, Coat & Storage, Hinged Doors

Page 387




C J T L Tower, Open & Lateral Storage

Page 388



C J T P Tower, Pedestal, Coat & Open Shelves

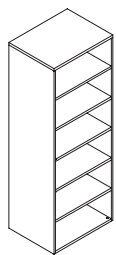
Page 390



freestanding storage

C J B S

Bookcase, Shelves



WHAT'S INCLUDED

1 bookcase with fixed shelves.

NOTES

42" height bookcase has 3 shelf openings, 2 shelves.

56" height bookcase has 4 shelf openings, 3 shelves.

69" height bookcase has 5 shelf openings, 4 shelves.

83" height bookcase has 6 shelf openings, 5 shelves.

For added stability, 14-5/8" depth units will need to be anchored to the wall or adjacent units.

For Wood Grain Directions, see the *Application Guide* section.

PRODUCT OPTIONS

Height	Depth	Width	Case Finish
42, 56, 69, 83	14, 20, 24	24, 30, 32, 36	Flintwood Veneer Journal Laminate

SAMPLE ORDER CODE

CJBS 42	14	30	FX
----------------	-----------	-----------	-----------

DIMENSIONS INCHES / MM

H	D	W
42 / 1067	14 / 356	24 / 610
42 / 1067	14 / 356	30 / 762
42 / 1067	14 / 356	32 / 813
42 / 1067	14 / 356	36 / 914
42 / 1067	20 / 508	24 / 610
42 / 1067	20 / 508	30 / 762
42 / 1067	20 / 508	32 / 813
42 / 1067	20 / 508	36 / 914
42 / 1067	24 / 610	24 / 610
42 / 1067	24 / 610	30 / 762
42 / 1067	24 / 610	32 / 813
42 / 1067	24 / 610	36 / 914
56 / 1422	14 / 356	24 / 610
56 / 1422	14 / 356	30 / 762
56 / 1422	14 / 356	32 / 813
56 / 1422	14 / 356	36 / 914
56 / 1422	20 / 508	24 / 610
56 / 1422	20 / 508	30 / 762
56 / 1422	20 / 508	32 / 813
56 / 1422	20 / 508	36 / 914
56 / 1422	24 / 610	24 / 610
56 / 1422	24 / 610	30 / 762
56 / 1422	24 / 610	32 / 813
56 / 1422	24 / 610	36 / 914

PRICING

Journal Laminate	Flintwood	Veneer
1308	1984	2082
1420	2152	2257
1456	2204	2315
1530	2317	2433
1336	2024	2127
1445	2191	2301
1484	2247	2362
1558	2361	2478
1366	2072	2175
1479	2240	2350
1515	2297	2410
1588	2406	2526
1422	2155	2262
1560	2364	2481
1608	2434	2554
1698	2573	2700
1478	2239	2348
1641	2487	2612
1697	2572	2699
1808	2741	2874
1530	2318	2434
1724	2612	2743
1788	2709	2845
1917	2905	3050

Pricing is continued on the following page.

C J B S
Bookcase, Shelves (Continued)

DIMENSIONS
INCHES / MM

H	D	W
69 / 1753	14 / 356	24 / 610
69 / 1753	14 / 356	30 / 762
69 / 1753	14 / 356	32 / 813
69 / 1753	14 / 356	36 / 914
69 / 1753	20 / 508	24 / 610
69 / 1753	20 / 508	30 / 762
69 / 1753	20 / 508	32 / 813
69 / 1753	20 / 508	36 / 914
69 / 1753	24 / 610	24 / 610
69 / 1753	24 / 610	30 / 762
69 / 1753	24 / 610	32 / 813
69 / 1753	24 / 610	36 / 914
83 / 2108	14 / 356	24 / 610
83 / 2108	14 / 356	30 / 762
83 / 2108	14 / 356	32 / 813
83 / 2108	14 / 356	36 / 914
83 / 2108	20 / 508	24 / 610
83 / 2108	20 / 508	30 / 762
83 / 2108	20 / 508	32 / 813
83 / 2108	20 / 508	36 / 914
83 / 2108	24 / 610	24 / 610
83 / 2108	24 / 610	30 / 762
83 / 2108	24 / 610	32 / 813
83 / 2108	24 / 610	36 / 914

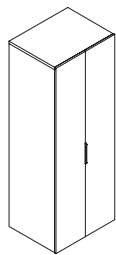
PRICING

Journal Laminate	Flintwood	Veneer
1586	2401	2521
1661	2517	2644
1590	2410	2533
1596	2419	2539
1656	2508	2632
1732	2625	2756
1662	2520	2645
1667	2524	2652
1725	2615	2747
1805	2732	2869
1734	2626	2757
1737	2631	2765
1757	2661	2796
2075	3146	3304
2184	3307	3473
2395	3630	3811
1959	2968	3116
2213	3352	3518
2298	3481	3654
2465	3735	3920
2161	3275	3438
2348	3558	3735
2410	3653	3834
2536	3841	4033

freestanding storage

C J B H

Bookcase, Hinged Doors



WHAT'S INCLUDED

1 bookcase with adjustable shelves, hinged doors, pulls (as specified), lock and keys (if specified).

NOTES

42" height bookcase has 3 shelf openings, 2 shelves.

56" height bookcase has 4 shelf openings, 3 shelves.

69" height bookcase has 5 shelf openings, 4 shelves.

83" height bookcase has 6 shelf openings, 5 shelves.

For added stability, 14-5/8" depth units will need to be anchored to the wall or adjacent units.

For Wood Grain Directions, see the *Application Guide* section.

PRODUCT OPTIONS

Height	Depth	Width	Case Finish	Door Finish	Pull Style	Pull Finish	Lock Option
42, 56, 69, 83	14, 20, 24	24, 30, 32, 36	Flintwood Veneer Journal Laminate	Seamless Flintwood Veneer Journal Laminate	R Rectangular J Journal	7 Platinum V Very White E Ebony X Anthracite	N No Lock K Key Alike R Random

SAMPLE ORDER CODE

CJBH 42	14	30	FX	ZI	J	V	K
----------------	-----------	-----------	-----------	-----------	----------	----------	----------

DIMENSIONS INCHES / MM

H	D	W
42 / 1067	14 / 356	24 / 610
42 / 1067	14 / 356	30 / 762
42 / 1067	14 / 356	32 / 813
42 / 1067	14 / 356	36 / 914
42 / 1067	20 / 508	24 / 610
42 / 1067	20 / 508	30 / 762
42 / 1067	20 / 508	32 / 813
42 / 1067	20 / 508	36 / 914
42 / 1067	24 / 610	24 / 610
42 / 1067	24 / 610	30 / 762
42 / 1067	24 / 610	32 / 813
42 / 1067	24 / 610	36 / 914
56 / 1422	14 / 356	24 / 610
56 / 1422	14 / 356	30 / 762
56 / 1422	14 / 356	32 / 813
56 / 1422	14 / 356	36 / 914
56 / 1422	20 / 508	24 / 610
56 / 1422	20 / 508	30 / 762
56 / 1422	20 / 508	32 / 813
56 / 1422	20 / 508	36 / 914
56 / 1422	24 / 610	24 / 610
56 / 1422	24 / 610	30 / 762
56 / 1422	24 / 610	32 / 813
56 / 1422	24 / 610	36 / 914

PRICING

DOOR FINISH

Journal Laminate	Seamless	Flintwood	Veneer
208	237	320	333
233	278	358	379
242	292	375	391
262	320	404	420
208	237	320	333
233	278	358	379
242	292	375	391
262	320	404	420
208	237	320	333
233	278	358	379
242	292	375	391
262	320	404	420
244	290	377	394
278	346	429	451
292	361	448	470
316	401	484	508
244	290	377	394
278	346	429	451
292	361	448	470
316	401	484	508
244	290	377	394
278	346	429	451
292	361	448	470
316	401	484	508

To determine overall price, add Worksurface Finish price and Case Finish price together.

Pricing is continued on the following page.

C J B H
Bookcase, Hinged Doors
(Continued)

DIMENSIONS
INCHES / MM

H	D	W
69 / 1753	14 / 356	24 / 610
69 / 1753	14 / 356	30 / 762
69 / 1753	14 / 356	32 / 813
69 / 1753	14 / 356	36 / 914
69 / 1753	20 / 508	24 / 610
69 / 1753	20 / 508	30 / 762
69 / 1753	20 / 508	32 / 813
69 / 1753	20 / 508	36 / 914
69 / 1753	24 / 610	24 / 610
69 / 1753	24 / 610	30 / 762
69 / 1753	24 / 610	32 / 813
69 / 1753	24 / 610	36 / 914
83 / 2108	14 / 356	24 / 610
83 / 2108	14 / 356	30 / 762
83 / 2108	14 / 356	32 / 813
83 / 2108	14 / 356	36 / 914
83 / 2108	20 / 508	24 / 610
83 / 2108	20 / 508	30 / 762
83 / 2108	20 / 508	32 / 813
83 / 2108	20 / 508	36 / 914
83 / 2108	24 / 610	24 / 610
83 / 2108	24 / 610	30 / 762
83 / 2108	24 / 610	32 / 813
83 / 2108	24 / 610	36 / 914

PRICING

DOOR FINISH (Continued)

Journal Laminate	Seamless	Flintwood	Veneer
281	343	433	454
325	411	500	527
340	435	524	550
372	478	568	596
281	343	433	454
325	411	500	527
340	435	524	550
372	478	568	596
281	343	433	454
325	411	500	527
340	435	524	550
372	478	568	596
327	405	503	530
385	491	592	622
406	521	623	654
443	575	681	715
327	405	503	530
385	491	592	622
406	521	623	654
443	575	681	715
327	405	503	530
385	491	592	622
406	521	623	654
443	575	681	715

CASE FINISH

Journal Laminate	Flintwood	Veneer
42 / 1067	14 / 356	24 / 610
42 / 1067	14 / 356	30 / 762
42 / 1067	14 / 356	32 / 813
42 / 1067	14 / 356	36 / 914
42 / 1067	20 / 508	24 / 610
42 / 1067	20 / 508	30 / 762
42 / 1067	20 / 508	32 / 813
42 / 1067	20 / 508	36 / 914
42 / 1067	24 / 610	24 / 610
42 / 1067	24 / 610	30 / 762
42 / 1067	24 / 610	32 / 813
42 / 1067	24 / 610	36 / 914
56 / 1422	14 / 356	24 / 610
56 / 1422	14 / 356	30 / 762
56 / 1422	14 / 356	32 / 813
56 / 1422	14 / 356	36 / 914
56 / 1422	20 / 508	24 / 610
56 / 1422	20 / 508	30 / 762
56 / 1422	20 / 508	32 / 813
56 / 1422	20 / 508	36 / 914
56 / 1422	24 / 610	24 / 610
56 / 1422	24 / 610	30 / 762
56 / 1422	24 / 610	32 / 813
56 / 1422	24 / 610	36 / 914
1318	1998	2098
1492	2261	2375
1503	2277	2392
1523	2310	2426
1424	2160	2268
1567	2375	2493
1590	2410	2533
1639	2484	2609
1530	2318	2434
1641	2489	2613
1680	2545	2673
1755	2658	2791
1545	2343	2462
1672	2533	2659
1719	2604	2734
1814	2749	2886
1598	2422	2544
1747	2647	2778
1808	2741	2874
1928	2923	3071
1598	2422	2544
1820	2758	2898
1895	2871	3016
2043	3097	3251

To determine overall price, add Door Finish price and Case Finish price together.

Pricing is continued on the following page.

freestanding storage

C J B H

Bookcase, Hinged Doors (Continued)

DIMENSIONS INCHES / MM

H	D	W
69 / 1753	14 / 356	24 / 610
69 / 1753	14 / 356	30 / 762
69 / 1753	14 / 356	32 / 813
69 / 1753	14 / 356	36 / 914
69 / 1753	20 / 508	24 / 610
69 / 1753	20 / 508	30 / 762
69 / 1753	20 / 508	32 / 813
69 / 1753	20 / 508	36 / 914
69 / 1753	24 / 610	24 / 610
69 / 1753	24 / 610	30 / 762
69 / 1753	24 / 610	32 / 813
69 / 1753	24 / 610	36 / 914
83 / 2108	14 / 356	24 / 610
83 / 2108	14 / 356	30 / 762
83 / 2108	14 / 356	32 / 813
83 / 2108	14 / 356	36 / 914
83 / 2108	20 / 508	24 / 610
83 / 2108	20 / 508	30 / 762
83 / 2108	20 / 508	32 / 813
83 / 2108	20 / 508	36 / 914
83 / 2108	24 / 610	24 / 610
83 / 2108	24 / 610	30 / 762
83 / 2108	24 / 610	32 / 813
83 / 2108	24 / 610	36 / 914

PRICING

CASE FINISH (Continued)

Journal Laminate	Flintwood	Veneer
1668	2526	2655
1887	2857	3001
1959	2968	3116
2103	3188	3349
1774	2687	2822
1995	3024	3176
2071	3135	3292
2219	3361	3530
1880	2849	2993
2104	3190	3352
2184	3307	3473
2333	3535	3712
1840	2787	2928
2174	3296	3459
2243	3399	3567
2379	3605	3789
2043	3096	3249
2304	3489	3664
2369	3590	3770
2502	3792	3980
2245	3400	3568
2434	3686	3871
2496	3782	3972
2624	3975	4174


To determine overall price, add Door Finish price and Case Finish price together.

If Lock is specified, add 71

freestanding storage

C J B C

Bookcase, Coat & Shelves



Left Coat Orientation Right Coat Orientation

WHAT'S INCLUDED

1 bookcase, fixed shelves in the front, coat storage in the back of the unit.

NOTES

42" height bookcase has 3 shelf openings, 2 shelves.

56" height bookcase has 4 shelf openings, 3 shelves.

69" height bookcase has 5 shelf openings, 4 shelves.

83" height bookcase has 6 shelf openings, 5 shelves.

For added stability, unit will need to be anchored to the wall or adjacent units.

For Wood Grain Directions, see the *Application Guide* section.

PRODUCT OPTIONS

Height	Depth	Width	Coat Orientation	Case Finish
42, 56, 69, 83	20, 24	24, 30, 32, 36	L Left R Right	Flintwood Veneer Journal Laminate

SAMPLE ORDER CODE

CJBC 42	20	30	L	FX
---------	----	----	---	----

DIMENSIONS INCHES / MM

H	D	W
42 / 1067	20 / 508	24 / 610
42 / 1067	20 / 508	30 / 762
42 / 1067	20 / 508	32 / 813
42 / 1067	20 / 508	36 / 914
42 / 1067	24 / 610	24 / 610
42 / 1067	24 / 610	30 / 762
42 / 1067	24 / 610	32 / 813
42 / 1067	24 / 610	36 / 914
56 / 1422	20 / 508	24 / 610
56 / 1422	20 / 508	30 / 762
56 / 1422	20 / 508	32 / 813
56 / 1422	20 / 508	36 / 914
56 / 1422	24 / 610	24 / 610
56 / 1422	24 / 610	30 / 762
56 / 1422	24 / 610	32 / 813
56 / 1422	24 / 610	36 / 914

PRICING

Journal Laminate	Flintwood	Veneer
1390	2103	2211
1561	2365	2482
1618	2451	2574
1732	2625	2756
1542	2336	2452
1654	2506	2631
1690	2560	2690
1766	2676	2810
1695	2568	2694
1747	2647	2778
1764	2673	2805
1786	2706	2841
1847	2798	2937
1904	2885	3030
1923	2915	3060
1962	2972	3120

Pricing is continued on the following page.

C J B C
Bookcase, Shelves (Continued)

DIMENSIONS
INCHES / MM

H	D	W
69 / 1753	20 / 508	24 / 610
69 / 1753	20 / 508	30 / 762
69 / 1753	20 / 508	32 / 813
69 / 1753	20 / 508	36 / 914
69 / 1753	24 / 610	24 / 610
69 / 1753	24 / 610	30 / 762
69 / 1753	24 / 610	32 / 813
69 / 1753	24 / 610	36 / 914
83 / 2108	20 / 508	24 / 610
83 / 2108	20 / 508	30 / 762
83 / 2108	20 / 508	32 / 813
83 / 2108	20 / 508	36 / 914
83 / 2108	24 / 610	24 / 610
83 / 2108	24 / 610	30 / 762
83 / 2108	24 / 610	32 / 813
83 / 2108	24 / 610	36 / 914


PRICING

Journal Laminate	Flintwood	Veneer
1907	2891	3032
2052	3110	3265
2091	3168	3326
2166	3280	3445
2035	3080	3234
2264	3432	3604
2344	3553	3729
2500	3789	3976
2335	3536	3713
2452	3715	3905
2523	3825	4015
2667	4038	4240
2451	3712	3898
2640	4001	4200
2703	4095	4300
2830	4290	4502

freestanding storage

C J T N

Tower, Narrow Multi



WHAT'S INCLUDED

Tower, with base (when specified).

NOTES

Pilot holes are located in the interior of the Tower to anchor the tower to adjacent storage or the wall for added stability.

If the Bolster is positioned against the tower, the tower should be anchored to adjacent storage or the wall for added stability.

83" height has a fixed shelf at top of the unit for added storage above the coat hook or rail.

20" depth towers have a coat hook, 24" and 30" depth have a coat rail.

Positioning of the coat hook or rail are at the same height for both 69-1/2" and 83" high tower.

Run-Offs or worksurfaces cannot be affixed to this tower for support on one end.

30" Depth towers **cannot** be elevated by a base.

Configurations F and S **cannot** be elevated by a base.

PRODUCT OPTIONS

Configurations	Base	Height	Depth	Width
C Coat Upper, Shelves Lower, Full Door	S Standard Levelers	69, 83	20, 24, 30	16
P Coat Upper, Shelves Lower, Partial Doors	B Elevated by Base			
F Coat Upper, File/File Lower				
S Coat Upper, Box/Box/File Lower				
B Coat Upper, Box/File Lower				

SAMPLE ORDER CODE

CJTN C	B	69	24	16
---------------	----------	-----------	-----------	-----------

PRODUCT OPTIONS (CONTINUED)

Handedness	Case Finish	Door Finish	Pull Style	Pull & Base Finish	Lock
L Left	Journal Source Laminates	Journal Source Laminates	R Rectangular	Foundation	K Key Alike
R Right	Flintwood Veneer 2 & 3	Seamless Group 1 Flintwood Veneer 2 & 3	J Journal	Mica Accent	R Random

SAMPLE ORDER CODE (CONTINUED)

R	FX	ZI	J	74	K
----------	-----------	-----------	----------	-----------	----------

See Pricing on the following page.

C J T N
Tower, Narrow Multi
(Continued)

DIMENSIONS
INCHES / MM

H	D	W
69 / 1753	20 / 508	16 / 406
69 / 1753	24 / 610	16 / 406
83 / 2108	20 / 508	16 / 406
83 / 2108	24 / 610	16 / 406

69 / 1753	20 / 508	16 / 406
69 / 1753	24 / 610	16 / 406
69 / 1753	30 / 762	16 / 406
83 / 2108	20 / 508	16 / 406
83 / 2108	24 / 610	16 / 406
83 / 2108	30 / 762	16 / 406

69 / 1753	20 / 508	16 / 406
69 / 1753	24 / 610	16 / 406
83 / 2108	20 / 508	16 / 406
83 / 2108	24 / 610	16 / 406

69 / 1753	20 / 508	16 / 406
69 / 1753	24 / 610	16 / 406
69 / 1753	30 / 762	16 / 406
83 / 2108	20 / 508	16 / 406
83 / 2108	24 / 610	16 / 406
83 / 2108	30 / 762	16 / 406

PRICING

COAT UPPER, SHELVES LOWER, FULL DOOR (C)								
ELEVATED BY BASE (B)								
CASE			DOOR					
Journal Source	Laminate Case	Flintwood Case	Veneer Case	Journal Source	Laminate Door	Seamless Door	Flintwood Door	Veneer Door
	1647	2250	2363		166	245	297	313
	1718	2397	2516		166	245	297	313
	1743	2427	2549		186	284	340	356
	1804	2546	2673		186	284	340	356

STANDARD LEVELERS (S)								
CASE			DOOR					
Journal Source	Laminate Case	Flintwood Case	Veneer Case	Journal Source	Laminate Door	Seamless Door	Flintwood Door	Veneer Door
	1402	2038	2139		174	262	316	329
	1479	2184	2292		174	262	316	329
	1600	2398	2517		174	262	316	329
	1500	2209	2317		198	297	357	376
	1578	2358	2477		198	297	357	376
	1713	2598	2727		198	297	357	376

COAT UPPER, SHELVES LOWER, PARTIAL DOOR (P)								
ELEVATED BY BASE (B)								
CASE			DOOR					
Journal Source	Laminate Case	Flintwood Case	Veneer Case	Journal Source	Laminate Door	Seamless Door	Flintwood Door	Veneer Door
	1775	2391	2510		210	305	379	397
	1846	2530	2656		210	305	379	397
	1871	2560	2688		239	351	433	451
	1931	2680	2812		239	351	433	451

STANDARD LEVELERS (S)								
CASE			DOOR					
Journal Source	Laminate Case	Flintwood Case	Veneer Case	Journal Source	Laminate Door	Seamless Door	Flintwood Door	Veneer Door
	1530	2170	2278		219	322	397	416
	1607	2317	2433		219	322	397	416
	1727	2531	2658		219	322	397	416
	1627	2340	2457		248	367	449	472
	1705	2491	2615		248	367	449	472
	1840	2729	2866		248	367	449	472

Pricing is continued on the following page.

freestanding storage

CJT N

Tower, Narrow Multi (Continued)

DIMENSIONS INCHES / MM

H	D	W
69 / 1753	20 / 508	16 / 406
69 / 1753	24 / 610	16 / 406
69 / 1753	30 / 762	16 / 406
83 / 2108	20 / 508	16 / 406
83 / 2108	24 / 610	16 / 406
83 / 2108	30 / 762	16 / 406

H	D	W
69 / 1753	20 / 508	16 / 406
69 / 1753	24 / 610	16 / 406
69 / 1753	30 / 762	16 / 406
83 / 2108	20 / 508	16 / 406
83 / 2108	24 / 610	16 / 406
83 / 2108	30 / 762	16 / 406

H	D	W
69 / 1753	20 / 508	16 / 406
69 / 1753	24 / 610	16 / 406
83 / 2108	20 / 508	16 / 406
83 / 2108	24 / 610	16 / 406

69 / 1753	20 / 508	16 / 406
69 / 1753	24 / 610	16 / 406
69 / 1753	30 / 762	16 / 406
83 / 2108	20 / 508	16 / 406
83 / 2108	24 / 610	16 / 406
83 / 2108	30 / 762	16 / 406

PRICING

COAT UPPER, FILE/FILE LOWER (F)

STANDARD LEVELERS (S)

CASE			DOOR					
Journal Source	Laminate Case	Flintwood Case	Veneer Case	Journal Source	Laminate Door	Seamless Door	Flintwood Door	Veneer Door
	1713	2299	2415		270	391	491	513
	1795	2448	2569		270	391	491	513
	1906	2645	2778		270	391	491	513
	1808	2467	2593		299	437	542	567
	1893	2620	2752		299	437	542	567
	2020	2845	2987		299	437	542	567

COAT UPPER, BOX/BOX/FILE LOWER (S)

STANDARD LEVELERS (S)

CASE			DOOR					
Journal Source	Laminate Case	Flintwood Case	Veneer Case	Journal Source	Laminate Door	Seamless Door	Flintwood Door	Veneer Door
	1777	2363	2481		322	463	581	610
	1858	2511	2637		322	463	581	610
	1969	2711	2845		322	463	581	610
	1873	2533	2659		351	506	632	665
	1956	2685	2819		351	506	632	665
	2082	2908	3054		351	506	632	665

COAT UPPER, BOX/FILE LOWER (B)

ELEVATED BY BASE (B)

CASE			DOOR					
Journal Source	Laminate Case	Flintwood Case	Veneer Case	Journal Source	Laminate Door	Seamless Door	Flintwood Door	Veneer Door
	1920	2481	2605		261	376	469	493
	1994	2620	2750		261	376	469	493
	2016	2652	2784		290	419	522	548
	2080	2770	2908		290	419	522	548

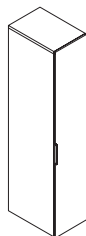
STANDARD LEVELERS (S)

CASE			DOOR					
Journal Source	Laminate Case	Flintwood Case	Veneer Case	Journal Source	Laminate Door	Seamless Door	Flintwood Door	Veneer Door
	1676	2261	2375		271	392	491	514
	1755	2407	2528		271	392	491	514
	1866	2605	2736		271	392	491	514
	1772	2431	2552		300	438	542	568
	1854	2581	2711		300	438	542	568
	1979	2806	2945		300	438	542	568

If Lock is specified, add 71

freestanding storage

C J T C Tower, Coat



WHAT'S INCLUDED

1 coat tower, hinged door, pull (as specified), coat hook or rail (as specified), fixed shelf, lock and keys (if specified).

NOTES

20" depth has a coat hook.

24" depth has a coat rail.

For added stability, unit will need to be anchored to the wall or adjacent units.

For Wood Grain Directions, see the *Application Guide* section.

PRODUCT OPTIONS

Height	Depth	Width	Handedness	Case Finish	Door Finish	Pull Style	Pull Finish	Lock Option
56, 69, 83	20, 24	12, 16, 24	L Left R Right	Flintwood Veneer Journal Laminate	Seamless Flintwood Veneer Journal Laminate	R Rectangular J Journal	7 Platinum V Very White E Ebony L Graphic Steel	N No Lock K Key Alike R Random

SAMPLE ORDER CODE

CJTC 56	20	24	L	FX	ZI	J	V	K
---------	----	----	---	----	----	---	---	---

DIMENSIONS INCHES / MM

H	D	W
56 / 1422	20 / 508	12 / 305
56 / 1422	20 / 508	16 / 406
56 / 1422	20 / 508	24 / 610
56 / 1422	24 / 610	12 / 305
56 / 1422	24 / 610	16 / 406
56 / 1422	24 / 610	24 / 610
69 / 1753	20 / 508	12 / 305
69 / 1753	20 / 508	16 / 406
69 / 1753	20 / 508	24 / 610
69 / 1753	24 / 610	12 / 305
69 / 1753	24 / 610	16 / 406
69 / 1753	24 / 610	24 / 610
83 / 2108	20 / 508	12 / 305
83 / 2108	20 / 508	16 / 406
83 / 2108	20 / 508	24 / 610
83 / 2108	24 / 610	12 / 305
83 / 2108	24 / 610	16 / 406
83 / 2108	24 / 610	24 / 610

PRICING

DOOR FINISH

Journal Laminate	Seamless	Flintwood	Veneer
138	151	197	205
174	197	246	259
242	285	348	362
138	151	197	205
174	197	246	259
242	285	348	362
173	201	245	258
205	244	295	309
273	331	389	411
173	201	245	258
205	244	295	309
273	331	389	411
211	255	302	319
242	296	348	362
302	379	434	455
211	255	302	319
242	296	348	362
302	379	434	455

CASE FINISH

Journal Laminate	Flintwood	Veneer
1043	1582	1662
1035	1569	1647
1020	1545	1624
1100	1666	1748
1109	1680	1766
1129	1711	1795
1122	1699	1785
1150	1742	1829
1208	1829	1921
1177	1784	1873
1221	1853	1948
1314	1992	2093
1195	1812	1899
1262	1912	2008
1394	2112	2217
1250	1894	1991
1335	2022	2124
1502	2275	2388

To determine overall price, add Door Finish price and Case Finish price together.

WHAT'S INCLUDED

1 tower, with storage on one side, coat storage on the other, hinged doors, pull (as specified), coat hook or rail (as specified), fixed shelf, lock and keys (if specified).


NOTES

20" depth has a coat hook.

24" depth has a coat rail.

For Wood Grain Directions, see the *Application Guide* section.

CJTS
Tower, Coat & Storage,
Hinged Doors



PRODUCT OPTIONS

Height	Depth	Width	Coat Orientation	Case Finish	Door Finish	Pull Style	Pull Finish	Lock Option
56, 69, 83	20, 24	30, 36	L Left	Flintwood	Seamless	R Rectangular	7 Platinum	N No Lock
			R Right	Veneer	Flintwood	J Journal	V Very White	K Key Alike
				Journal Laminate	Veneer		E Ebony	R Random
					Journal Laminate		L Graphic Steel	

SAMPLE ORDER CODE

CJTS 56	20	30	L	FX	ZI	J	V	K
----------------	-----------	-----------	----------	-----------	-----------	----------	----------	----------

DIMENSIONS
INCHES / MM

H	D	W
56 / 1422	20 / 508	30 / 762
56 / 1422	20 / 508	36 / 915
56 / 1422	24 / 610	30 / 762
56 / 1422	24 / 610	36 / 915
69 / 1753	20 / 508	30 / 762
69 / 1753	20 / 508	36 / 915
69 / 1753	24 / 610	30 / 762
69 / 1753	24 / 610	36 / 915
83 / 2108	20 / 508	30 / 762
83 / 2108	20 / 508	36 / 915
83 / 2108	24 / 610	30 / 762
83 / 2108	24 / 610	36 / 915

PRICING

DOOR FINISH			
Journal Laminate	Seamless	Flintwood	Veneer
316	358	449	472
349	408	498	523
316	358	449	472
349	408	498	523
358	351	513	537
408	491	583	612
358	351	513	537
408	491	583	612
425	413	607	638
484	586	690	727
425	413	607	638
484	586	690	727

CASE FINISH		
Journal Laminate	Flintwood	Veneer
2028	2899	3045
2320	3315	3481
2155	3080	3234
2506	3580	3760
2421	3457	3631
2524	3605	3789
2508	3583	3763
2613	3734	3920
2787	3982	4182
2884	4120	4327
2881	4116	4322
2975	4249	4465

To determine overall price, add Door Finish price and Case Finish price together.

If Lock is specified, add 71

freestanding storage

CJTL


Tower, Open & Lateral Storage

WHAT'S INCLUDED

1 tower, upper open storage with fixed shelves, lateral box/box/file or file/file lower storage (as specified), pulls (as specified), lock and keys (if specified).

NOTES

For Wood Grain Directions, see the *Application Guide* section.



PRODUCT OPTIONS

Storage Type	Height	Depth	Width	Case Finish	Pull Style	Pull Finish	Lock Option
B Box/Box/File F File/File	56, 69, 83	20, 24	24, 30, 36	Flintwood Veneer Journal Laminate	R Rectangular J Journal	7 Platinum V Very White E Ebony X Anthracite	N No Lock K Key Alike R Random

SAMPLE ORDER CODE

CJTL B	56	20	24	FX	J	V	K
---------------	-----------	-----------	-----------	-----------	----------	----------	----------

DIMENSIONS INCHES / MM

H	D	W
56 / 1422	20 / 508	24 / 610
56 / 1422	20 / 508	30 / 762
56 / 1422	20 / 508	36 / 915
56 / 1422	24 / 610	24 / 610
56 / 1422	24 / 610	30 / 762
56 / 1422	24 / 610	36 / 915
69 / 1753	20 / 508	24 / 610
69 / 1753	20 / 508	30 / 762
69 / 1753	20 / 508	36 / 915
69 / 1753	24 / 610	24 / 610
69 / 1753	24 / 610	30 / 762
69 / 1753	24 / 610	36 / 915
83 / 2108	20 / 508	24 / 610
83 / 2108	20 / 508	30 / 762
83 / 2108	20 / 508	36 / 915
83 / 2108	24 / 610	24 / 610
83 / 2108	24 / 610	30 / 762
83 / 2108	24 / 610	36 / 915

PRICING

CASE FINISH

FILE/FILE (F)

Journal Laminate	Flintwood	Veneer
1912	2897	3042
1951	2957	3104
1993	3019	3170
2011	3046	3199
2051	3106	3263
2111	3199	3358
2219	3363	3532
2279	3456	3630
2341	3547	3724
2354	3565	3742
2426	3677	3860
2500	3789	3976
2510	3804	3996
2572	3896	4091
2629	3982	4182
2631	3987	4186
2732	4142	4349
2825	4278	4494

BOX/BOX/FILE (B)


Journal Laminate	Flintwood	Veneer
1969	2984	3132
2010	3045	3198
2051	3109	3264
2071	3138	3296
2112	3200	3359
2174	3296	3459
2286	3464	3637
2348	3559	3738
2410	3653	3835
2423	3674	3857
2500	3789	3976
2574	3900	4094
2584	3917	4115
2649	4012	4213
2707	4103	4306
2712	4110	4314
2815	4265	4478
2908	4408	4626

If Lock is specified, add 71

freestanding storage

C J T P

Tower, Pedestal, Coat & Open Shelves



WHAT'S INCLUDED

1 tower, upper open storage with fixed shelves, box/box/file or file/file lower storage (as specified), coat storage, coat hook or rail (as specified), pulls (as specified), lock and keys (if specified).

NOTES

Coat storage is 8" for both the 24" and 32" width tower.

20" depth has a coat hook.

24" depth has a coat rail.

For Wood Grain Directions, see the *Application Guide* section.

PRODUCT OPTIONS

Storage Type	Height	Depth	Width	Coat Orientation
B Box/Box/File F File/File	56, 69, 83	20, 24	24, 32	L Left R Right

SAMPLE ORDER CODE

CJTP B	56	20	24	L
---------------	-----------	-----------	-----------	----------

PRODUCT OPTIONS (CONTINUED)

Case Finish	Pull Style	Pull Finish	Lock Option
Flintwood Veneer Journal Laminate	R Rectangular J Journal	7 Platinum V Very White E Ebony X Anthracite	N No Lock K Key Alike R Random

SAMPLE ORDER TYPE CODE (CONTINUED)

FX	J	V	K
-----------	----------	----------	----------

See Pricing on the following page.

C J T P
Tower, Pedestal, Coat & Open Shelves (Continued)

DIMENSIONS
INCHES / MM

H	D	W
56 / 1422	20 / 508	24 / 610
56 / 1422	20 / 508	30 / 762
56 / 1422	24 / 610	24 / 610
56 / 1422	24 / 610	30 / 762
69 / 1753	20 / 508	24 / 610
69 / 1753	20 / 508	30 / 762
69 / 1753	24 / 610	24 / 610
69 / 1753	24 / 610	30 / 762
83 / 2108	20 / 508	24 / 610
83 / 2108	20 / 508	30 / 762
83 / 2108	24 / 610	24 / 610
83 / 2108	24 / 610	30 / 762

PRICING

CASE FINISH								
FILE/FILE (F)			BOX/BOX/FILE (B)					
Journal Laminate	Flintwood	Veneer	Journal Laminate	Flintwood	Veneer			
2270	3438	3609	2336	3538	3715			
2344	3553	3731	2421	3668	3851			
2398	3633	3816	2468	3741	3929			
2479	3756	3943	2553	3869	4062			
2452	3715	3901	2525	3827	4017			
2543	3852	4045	2609	3953	4153			
2542	3851	4044	2619	3968	4164			
2639	3997	4196	2702	4094	4298			
2655	4024	4227	2735	4146	4355			
2750	4169	4378	2804	4246	4460			
2811	4261	4472	2895	4386	4604			
2929	4439	4660	3013	4566	4794			

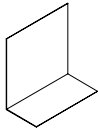
If Coat or Pedestal Lock is specified, add 145

accessories

accessories product map

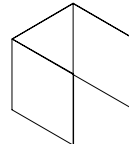
C J X B Accessories, Book Ends

Page 396



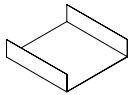
C J X O Accessories, Organizer

Page 397



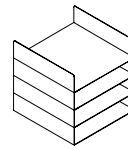
C J X T Accessories, Paper Tray

Page 398



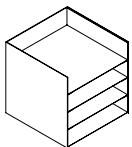
C J X T T Accessories, Paper Tray Tower

Page 399



C J X T O Accessories, Paper Tray Tower with Organizer

Page 400



C J X C Accessories, Cable Tray

Page 401



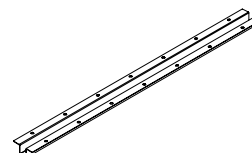
C J X F Accessories, Flat Plates

Page 402



C J X S Worksurface Support Rail

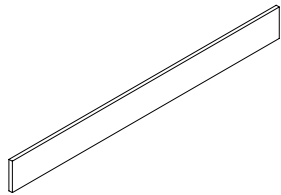
Page 403



accessories product map

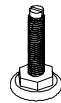
C J X W Wall Rail, Wood

Page 404



C J X L Storage, Extended Leveling Kit

Page 405



S O K L Set of Keys Alike

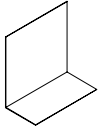
Page 406

C J X B

Accessories, Book End

WHAT'S INCLUDED

1 book end.



PRODUCT OPTIONS

Height	Depth	Width	Finish
11	5 5-1/2	11	7 Platinum V Very White E Ebony X Anthracite

SAMPLE ORDER CODE

CJXB 11	5	11	L
----------------	----------	-----------	----------

**DIMENSIONS
INCHES / MM**

H	D	W
11 / 279	5-1/2 / 140	11 / 279

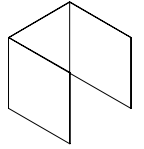
PRICING

41

WHAT'S INCLUDED

1 organizer.

CJXO
Accessories, Organizer



PRODUCT OPTIONS

Height	Depth	Width	Finish
11	11	11	7 Platinum V Very White E Ebony X Anthracite

SAMPLE ORDER CODE

CJXO 11	11	11	L
----------------	-----------	-----------	----------

**DIMENSIONS
INCHES / MM**

H	D	W
11 / 279	11 / 279	11 / 279

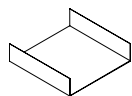
PRICING

65

CJXT
Accessories, Paper Tray

WHAT'S INCLUDED

1 paper tray.



PRODUCT OPTIONS

Height	Depth	Width	Finish
3 2-3/4	11	11	7 Platinum V Very White E Ebony X Anthracite

SAMPLE ORDER CODE

CJXT 3	11	11	L
---------------	-----------	-----------	----------

DIMENSIONS
INCHES / MM

H	D	W
2-3/4 / 70	11 / 279	11 / 279

PRICING

38

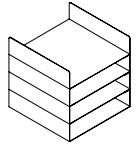
WHAT'S INCLUDED

1 paper tray tower.

NOTES

Tower consists of three stackable paper trays, and one top paper tray.

CJXTT
Accessories, Paper Tray Tower



PRODUCT OPTIONS

Height	Depth	Width	Finish
11	11	11	7 Platinum V Very White E Ebony X Anthracite

SAMPLE ORDER CODE

CJXTT 11	11	11	L
-----------------	-----------	-----------	----------

**DIMENSIONS
INCHES / MM**

H	D	W
11 / 279	11 / 279	11 / 279

PRICING

39

CJXTO

Accessories, Paper Tray Tower with Organizer

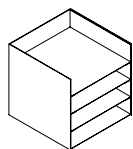
WHAT'S INCLUDED

1 paper tray tower, 1 organizer.

NOTES

Tower consists of three stackable paper trays, and one top paper tray.

The paper tray tower is embedded within the organizer.



PRODUCT OPTIONS

Height	Depth	Width	Finish
11	11	11	7 Platinum V Very White E Ebony X Anthracite

SAMPLE ORDER CODE

CJXTO 11	11	11	L
----------	----	----	---

DIMENSIONS INCHES / MM

H	D	W
11 / 279	11 / 279	11 / 279

PRICING

106

WHAT'S INCLUDED

1 cable tray, connection hardware.

C J X C
Accessories, Cable Tray



DIMENSIONS
INCHES / MM

D	W
2.5 / 63.5	24 / 610

PRICING

171

C J X F

Accessories, Flat Plates

WHAT'S INCLUDED

2 flat plates, hardware.



DIMENSIONS
INCHES / MM

D	W
3 / 76	6 / 152

PRICING


48

WHAT'S INCLUDED

1 worksurface support rail, connection hardware.

C J X S

Worksurface Support Rail



PRODUCT OPTIONS

Width
36, 42, 48, 54, 60, 64, 66, 72

SAMPLE ORDER CODE

CJXS 48

**DIMENSIONS
INCHES / MM**

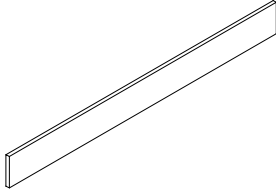
W
36 / 914
42 / 1067
48 / 1219
54 / 1372
60 / 1524
64 / 1626
66 / 1676
72 / 1829

PRICING

81
89
95
109
117
121
123
131

C J X W
Wall Rail, Wood

WHAT'S INCLUDED
 1 wood wall cleat.



PRODUCT OPTIONS

Width (in 2" increments)	Storage Type
48 - 96	U Upper Storage Unit L Lower Storage Unit

SAMPLE ORDER CODE

CJXW 48	U
----------------	----------

DIMENSIONS
INCHES / MM

W
48 / 1219
50 / 1270
52 / 1321
54 / 1372
56 / 1422
58 / 1473
60 / 1524
62 / 1575
64 / 1626
66 / 1676
68 / 1727
70 / 1778
72 / 1829
74 / 1880
76 / 1930
78 / 1981
80 / 2032
82 / 2083
84 / 2134
86 / 2184
88 / 2235
90 / 2286
92 / 2337
94 / 2388
96 / 2438

PRICING

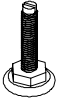
175
177
181
184
187
195
196
198
202
204
208
210
210
212
217
222
226
230
231
233
237
240
242
246
254

WHAT'S INCLUDED

1 package of extended levelers, hardware.

C J X L

Storage Extended Leveling Kit



PRODUCT OPTIONS

Kit Quantity
012 12 Levelers
024 24 Levelers
100 100 Levelers

SAMPLE ORDER CODE

CJXL 012

KIT QUANTITY	PRICING
12 Levelers	42
24 Levelers	85
100 Levelers	353

S O K L

Set of Keys Alike

WHAT'S INCLUDED

Each set of cores include a lock & core and 2 identical keys.

NOTES

All storage furniture is shipped with the lock housing pre-installed in each unit ready to receive the required lock plug cores. Based on the product option, lock cores and keys are shipped either numbered randomly or in "keyed-alike" sets. Quantity of lock cores and keys will match the quantities required for the locking components on the order.

SPECIFICATION NOTES

Count the number of locking components in each workstation. Enter the number of locks into the Quantity column, and then assign a SET to each quantity.

Office Number	Quantity	Set #	Set Total
T1	5	SOKL - 4	2
T2	3	SOKL - 2	2
T3	5	SOKL - 4	2
T4	4	SOKL - 3	2

Total the number of SOKL (Sets of Keys Alike) quantities and transfer each total quantity to your Purchase Order.

Sets ordered in the incorrect quantities that are required for the order may result in the order being placed on hold.

Verify the quantity by reviewing the plan carefully to ensure that all products with locks have been identified. Remember that some products may have more than one lock core per unit based on size and configuration.

For further details on how to specify locks, see the *Teknion Lock Specification Guide* on our website.

PRODUCT OPTIONS

Number of Sets of Cores			
01 1 Set of Cores	07 7 Sets of Cores	13 13 Sets of Cores	19 19 Sets of Cores
02 2 Sets of Cores	08 8 Sets of Cores	14 14 Sets of Cores	20 20 Sets of Cores
03 3 Sets of Cores	09 9 Sets of Cores	15 15 Sets of Cores	
04 4 Sets of Cores	10 10 Sets of Cores	16 16 Sets of Cores	
05 5 Sets of Cores	11 11 Sets of Cores	17 17 Sets of Cores	
06 6 Sets of Cores	12 12 Sets of Cores	18 18 Sets of Cores	

SAMPLE ORDER CODE

SOKL 02

teknion

www.teknion.com

IN CANADA:

1150 Flint Road
Toronto, Ontario
M3J 2J5 Canada
Tel 866.teknion
866.835.6466

IN THE USA:

350 Fellowship Road
Mt Laurel, New Jersey
08054 USA
Tel 877.teknion
877.835.6466

OTHER OFFICES LOCATED IN:

Europe, South and Central America
Middle East, Asia and Russia
For regional contact information
go to www.teknion.com

CAN/US/INT 05-22

©teknion 2023

®, ™ trade marks of Teknion Corporation and/or its subsidiaries or licensed to it. Patents may be pending.

Some products may not be available in all markets. Contact your local Teknion Representative for availability.

MAY23-JOURNAL