

teknion focus

architectural interiors



teknion

02

Teknion® offers a series of innovative architectural walls systems designed for an office culture defined by creativity and transparency.

Focus™ is a demountable wall system that delivers a comprehensive range of acoustic performance with a clean, European aesthetic. Focus provides a variety of glass fascia configurations combined with matching wall and door pairings for visual and acoustic continuity. Precision-cut frame and trim components create a seamless appearance with an architectural presence. Focus achieves a fully tailored approach to architectural interiors space planning and environments.

In design and materials, Focus supports LEED® initiatives and occupant health, balancing the need for enclosure and acoustic privacy with a sense of openness and full access to natural light.





Designed to interface with building architecture, Focus uses 4-inch (100mm) thick aluminum frames which accommodate glass fascias. Equally, Focus door programs meet building and fire code

requirements with minimal door opening forces and double leaf options that ensure optimal passage flow in high occupancy environments.





Focus glass fascias are comprised of single centered, single-offset and double-glazed configurations in thicknesses of 10mm or 12mm to provide diverse acoustic and aesthetic solutions. Glass-to-glass connections maintain a clean, seamless look and full-height transparency. Fascias are offered in a variety of finishes and glass types for optimal

design flexibility. Frosted glass offers visual privacy without minimizing light transmission, while low-iron glass provides ultimate clarity and transparency. Laminated glass can also be specified to improve acoustics or provide embedded finishes.



08

Focus walls can be paired with Alto solid fascias to address the need for visual and acoustic privacy. Altos offers an attractive selection of laminate, Flintwood and veneer finishes expands design versatility, while accommodating electrics and technology.

As an alternative, Altos solid fascias can be integrated with a range of monolithic and segmented glass fascias. Integration with fabric fascias from Teknion's Altos® walls system introduces an added layer of texture, material and acoustic performance.



10

Focus is designed to connect with other wall programs within the Teknion Architectural Interiors portfolio, such as Altos and Tek Vue, to create comprehensive work spaces tailored

to specific user needs. Continuity is further enhanced by an integrated finish palette, allowing all systems to appear as a unified solution across the office floorplan.



fascia options

- Single-centered and single-offset
- Double glazed

glass options

- 10 and 12mm seamless glass
- Tempered and Laminated
- Clear, Low Iron and Frosted

wall sizing

- Ceiling heights from 84" - 120" in 1/16" increments
- Fascia widths 12" - 48" in 1/16" increments

building accommodation

- Ceiling adjustment range: + 7/16", - 3/8"
- Floor adjustment range: + 11/16", - 5/32"
- Wall Start adjustment range + 7/16", - 3/8"

acoustic properties

- Glass Fascia: up to 45 STC rating
- Door: up to 45 STC rating



01



02



03



04



05

01 glass-to-glass connection

Precision-fitted glass-to-glass joints can be connected with an adhesive tape or clear plastic connectors.

02 hardware ladder pull

Ladder Pull is compatible with pivot and barn doors and is offered in stainless and painted finishes.

03 wall and door pairing

Framed Pivot Doors can be specified with single or double glass to match the acoustic configuration of Focus walls. Optional drop seals provide added acoustic privacy.

04 focus to altos transition

Inline transitions to Altos demising walls permit enhanced functionality as needed.

05 hardware handle

Advanced lock hardware on doors complies with specific building code requirements. To provide a consistent aesthetic, hardware patches match any Focus frame finish.

doors program

Focus offers a comprehensive doors program designed to parallel the acoustic properties and visual privacy features found in the glass program. All doors accept the same finishes offered on the frames to create visual continuity across the office landscape.

door styles




- Framed Glass Sliding Door
- Framed Glass Pivot Doors
- Solid Hinged Door

door features

- Available in 1/16" increments to accommodate ceiling heights between 8 and 10 feet
- To minimize sound leakage, doors are available with an optional drop seal

door finishes

- Glass: Tempered and/or Laminated
- Solid: Laminate or Veneer
- Framing: Anodized or Painted
- Integrated Pulls: Anodized or Painted
- Levers: Satin Chrome or Black



01 framed sliding door

- 1" thick frame, 10mm glass insert
- Drop seal option
- Standard soft close
- Center-mounted door leaf with infinite rail
- Can be planned with single offset or double glass fascias
- Ideal for scaled-down spaces and environments

02 framed single glazed pivot door

- 1-3/4" thick frame, 12mm glass insert
- Drop seal & closer options
- Ideal pairing with single centered or single-offset fascias

03 framed double glazed pivot door

- 4" thick frame, 10mm and 6mm glass inserts
- Drop seal & closer options
- Ideal pairing with double glass fascias

04 solid hinged door

- 1-3/4" thick solid door
- Drop seal & soft close options
- Adds visual privacy to glass storefront

05 double leaf framed pivot door

- 1-3/4" thick frame, 12mm glass insert
- Drop seal & closer options
- Ideal pairing with single centered or single-offset fascias and formal entrances or boardrooms

06 double leaf framed sliding door

- 1" thick frame, 10mm glass insert
- Drop seal option
- Standard soft close
- Center-mounted door leaf with infinite rail
- Can be planned with single offset or double glass fascias
- Ideal for boardrooms

fascia & transition options



01 single glass centered fascia



02 single glass offset fascia



03 double glass



04 drywall transition to double glass fascia



05 altos fascia transition to double glass fascia

