



Teknion **xm**

installation
guides


october, 2006

Enclosed you will find a listing of new and updated xm Installation Guide information. Not all installation guides in each section have been updated. Please replace only the guides included in this update.

There is one (1) section that requires updating – Desking.


Please follow these instructions to ensure that your installation guides are updated correctly.

I) Installation Guide Replacement Pages

These pages are identified by a Product Update icon  located on the right hand side of the installation guide number on the table of contents page at the front of each section.


- a) Remove the original section (or updated pages, indicated on table of contents), discard and replace with the "updated" pages provided (these pages will have the new effective date on the bottom – e.g. Effective Date: 2004 May 17)

II) New Installation Guide Pages

These pages are identified by a New Product icon  located on the right hand side of the installation guide number on the table of contents page at the front of every section.

- a) insert the new installation guide in the proper numbering sequence as defined in the table of contents.

III) Delisted Products

These products are identified by a Delisted icon  located on the table of contents page at the front of each section as well as the Installation Guide Update Summary page included with each launch package.

- a) When a delisted product shares an installation guide with other products that have not been delisted, a Product Update icon will be used. See Installation Guide Replacement Pages instructions above.
- b) When a delisted product affects the entire installation guide, please discard and replace with the "updated" pages provided.

Please note, all changes to the product offering are effective October 16, 2006. If you have any questions regarding the information enclosed, please contact your Teknion Customer Service Representative.







Please be advised that changes have taken place within the xm product offering, therefore, the following installation guide has been updated to reflect such changes.

desking

- D** 628 The Freestanding Arched Desk (XAFA) and the Semi-Supported Arched Desk (XASA) have been delisted and therefore, removed from this guide.
- D** 629 The Semi-Supported Arched Desk (XASA) has been delisted and therefore, removed from this guide.
- D** 632 The Semi-Supported Radius Corner Desk (XASC) has been delisted and therefore, removed from this guide.
- D** 633 The Corner with Split Surface (XAHS), Rectangular Table (XAHR) and the Tapered Table (XAHT) have been delisted. Please discard.

INDEX





By Section

Product Name	Code	Guide No.
SPACE DIVISION		
Divisional Screen – Desk	XDDD	621
Divisional Screen – End	XDDE	621
Desk Mounting Brackets	XDCD	621
End Mounting Brackets	XDC1	621
Divisional Screen – Spine	XDDS	622
End Gable	XDCG	622
Spine Mounting Bracket	XDCS	622
Mid Rail	XDMR	622
Transfer Screen – Tackable	XDT1	623
Transfer Screen – Whiteboard	XDT2	623
Transfer Screen – Frost	XDT3	623
Service Spine	XDS	624
Pedestal Mounting Bracket	XDC2	625
DESKING		
Freestanding Desks with C-Leg	XAF__C	627
Semi-Supported Desks with C-Leg	XAS__C	627
Freestanding Desks with Post Legs	XAF__P	 628
Semi-Supported Desks with Post Legs	XAS__P	 628
Semi-Supported Desks w/ Service Spine Bracket	XAS_S__	 629
Freestanding Desk with Monopod	XAF_M__	630
Semi-Supported Desk with Monopod	XAS_M__	630
Freestanding Desks with Pedestal	XAF_F__	631
Semi-Supported Desks with Pedestal	XAS_F__	631
Freestanding Guest with 24" Return	XAFG__	 632
Semi-Supported Guest with 24" Return	XASG__	 632
Freestanding Radius Corner	XAFC__	 632
Round Meeting Table	XAFMR	634
Square Meeting Table	XAFMS	634
STACKING STORAGE		
Single Cabinet	XSCS	635
Double Cabinet	XSCD	635
Reverse Cabinet	XSCR	635
Base	XSAB	635
Seat Cushion	XSAS	635
Top	XSAT	635
Spine Mount	XSAM	635
ACCESSORIES		
Table Rail	XSTR	636
Shelf	XSAA	637
Divider	XSAD	638

Product Name	Code	Guide No.
LIGHTING, ELECTRICS & COMMUNICATIONS		
Tolomeo	ACTO	423
Divisional Screen Wire Management Tray	XEWD	639
Vertical Wire Manager	XEWF	639
Remote Power Box	XEPB	639
Worksurface Wire Management Clip	XEWC	639
Base Feed	XEBF	640
Power Communication Box	XESB_	640
Jumper Harness	XEI	640
Ceiling Feed	XECF	641
European & International Electrics		
Divisional Screen		
Wire Management Tray – Europe	MXEWD	639e
Vertical Wire Manager – Europe	MXEWF	639e
Worksurface Wire Management Clip – Europe	MXEWC	639e
Remote Power Box – Europe	MXEPB	639e
Remote Power Box – International	VXEPB	639e
Base Feed – Europe	MXEBF	640e
Base Feed – International	VXEBF	640e
Interconnecting Power Cable – Europe	MXVCC	640e
Interconnecting Power Cable – International	XVCC	640e
Power Communication Box – Europe	MXESB	640e
Power Communication Box – International	VXESB	640e
Ceiling Feed – Europe	MXECF	641e
Ceiling Feed – International	VXECF	641e
Ceiling Feed Power Cable – Europe	MXECP	641e
Ceiling Feed Power Cable – International	VXECP	641e







INDEX 

By Product Name




Product Name	Code	Guide No.	Product Name	Product Code	Guide No.
B			R		
Base	X SAB	635	Rectangular Table	X AHR	633
Base Feed	X EBF	640	Remote Power Box	X EPB	639
Base Feed – Europe	MX EBF	640e	Remote Power Box – Europe	MX EPB	639e
Base Feed – International	VX EBF	640e	Remote Power Box – International	VX EPB	639e
C			S		
Ceiling Feed	X ECF	641	Seat Cushion	X SAS	635
Ceiling Feed – Europe	MX ECF	641e	Semi-Supported Desks w/ Service Spine Bracket	X AS_S_ 	629
Ceiling Feed – International	VX ECF	641e	Semi-Supported Desks with C-Leg	X AS__C	627
Ceiling Feed Power Cable – Europe	MX ECP	641e	Semi-Supported Desk with Monopod	X AS_M_	630
Ceiling Feed Power Cable – International	VX ECP	641e	Semi-Supported Desks with Pedestal	X AS_F_	631
D			Semi-Supported Desks with Post Legs	X AS__P 	628
Desk Mounting Brackets	X DCD	621	Semi-Supported Guest with 24" Return	X ASG__	632
Divider	X SAD	638	Service Spine	X DS	624
Divisional Screen Wire Management Tray	X EWD	639	Shelf	X SAA	637
Divisional Screen			Spine Mount	X SAM	635
Wire Management Tray – Europe	MX EWD	639e	Spine Mounting Bracket	X DCS	622
Divisional Screen – Desk	X DDD	621	Square Meeting Table	X AFMS	634
Divisional Screen – End	X DDE	621	T		
Divisional Screen – Spine	X DDS	622	Table Rail	X STR	636
Double Cabinet	X SCD	635	Tolomeo	A CT0	423
E			Top	X SAT	635
End Gable	X DCG	622	Transfer Screen – Frost	X DT3	623
End Mounting Brackets	X DC1	621	Transfer Screen – Tackable	X DT1	623
F			Transfer Screen – Whiteboard	X DT2	623
Freestanding Desks with C-Leg	X AF__C	627	V		
Freestanding Desk with Monopod	X AF_M_	630	Vertical Wire Manager	X EWF	639
Freestanding Desks with Pedestal	X AF_F_	631	Vertical Wire Manager – Europe	MX EWF	639e
Freestanding Desks with Post Legs	X AF__P	628	W		
Freestanding Guest with 24" Return	X AFG__ 	632	Worksurface Wire Management Clip	X EWC	639
Freestanding Radius Corner	X AFC__ 	632	Worksurface Wire Management Clip – Europe	MX EWC	639e
I					
Interconnecting Power Cable – Europe	MX VCC	640e			
Interconnecting Power Cable – International	X VCC	640e			
J					
Jumper Harness	X EI	640			
M					
Mid Rail	X DMR	622			
P					
Pedestal Mounting Bracket	X DC2	625			
Power Communication Box	X ESB_	640			
Power Communication Box – Europe	MX ESB	640e			
Power Communication Box – International	VX ESB	640e			

INDEX 

By Code

Code	Product Name	Guide No.	Code	Product Name	Guide No.
A			X CONT.		
ACTO	Tolomeo	423	XDDS	Divisional Screen – Spine	622
M			XDMR	Mid Rail	622
MXVCC	Interconnecting Power Cable – Europe	640e	XDS	Service Spine	624
MXEBF	Base Feed – Europe	640e	XDT1	Transfer Screen – Tackable	623
MXECF	Ceiling Feed – Europe	641e	XDT2	Transfer Screen – Whiteboard	623
MXECP	Ceiling Feed Power Cable – Europe	641e	XDT3	Transfer Screen – Frost	623
MXEPB	Remote Power Box – Europe	639e	XEBF	Base Feed	640
MXESB	Power Communication Box – Europe	640e	XECF	Ceiling Feed	641
MXEWC	Worksurface Wire Management Clip – Europe	639e	XEI	Jumper Harness	640
MXEWD	Divisional Screen Wire Management Tray – Europe	639e	XEPB	Remote Power Box	639
MXEWF	Vertical Wire Manager – Europe	639e	XESB_	Power Communication Box	640
V			XEWC	Worksurface Wire Management Clip	639
VXEBF	Base Feed – International	640e	XEWD	Divisional Screen Wire Management Tray	639
VXECF	Ceiling Feed – International	641e	XEWF	Vertical Wire Manager	639
VXECP	Ceiling Feed Power Cable – International	641e	XSAA	Shelf	637
VXEPB	Remote Power Box – International	639e	XSAB	Base	635
VXESB	Power Communication Box – International	640e	XSAD	Divider	638
X			XSAM	Spine Mount	635
XAF__C	Freestanding Desks with C-Leg 	627	XSAS	Seat Cushion	635
XAF__P	Freestanding Desks with Post Legs	628	XSAT	Top	635
XAF__F_	Freestanding Desks with Pedestal	631	XSCD	Double Cabinet	635
XAF__M_	Freestanding Desk with Monopod 	630	XSCR	Reverse Cabinet	635
XAFC__	Freestanding Radius Corner 	632	XSCS	Single Cabinet	635
XAFG__	Freestanding Guest with 24" Return	632	XSTR	Table Rail	636
XAFMR	Round Meeting Table	634	XVCC	Interconnecting Power Cable – International	640e
XAFMS	Square Meeting Table	634			
XAS__C	Semi-Supported Desks with C-Leg 	627			
XAS__P	Semi-Supported Desks with Post Legs	628			
XAS__F_	Semi-Supported Desks with Pedestal	631			
XAS__M_	Semi-Supported Desk with Monopod 	630			
XAS__S_	Semi-Supported Desks w/ Service Spine Bracket 	629			
XASG__	Semi-Supported Guest with 24" Return	632			
XDC1	End Mounting Brackets	621			
XDC2	Pedestal Mounting Bracket	625			
XDCD	Desk Mounting Brackets	621			
XDCG	End Gable	622			
XDCS	Spine Mounting Bracket	622			
XDDD	Divisional Screen – Desk	621			
XDDE	Divisional Screen – End	621			

Desking

Product Code	Product Name	Guide No.	Issue Date
XAF__C	Freestanding Desks with C-Leg	627	2001 Nov 19
XAS__C	Semi-Supported Desks with C-Leg		
XAF__P	Freestanding Desks with Post Legs	628	 2006 Oct 16
XAS__P	Semi-Supported Desks with Post Legs		
XAS__S_	Semi-Supported Desks with Service Spine Bracket	629	 2006 Oct 16
XAF__M_	Freestanding Desk with Monopod	630	2001 Nov 19
XAS__M_	Semi-Supported Desk with Monopod		
XAF__F_	Freestanding Desks with Pedestal	631	2001 Nov 19
XAS__F_	Semi-Supported Desks with Pedestal		
XAFG__	Freestanding Guest with 24" Return	632	 2006 Oct 16
XASG__	Semi-Supported Guest with 24" Return		
XAFC__	Freestanding Radius Corner		
XAFMR	Round Meeting Table	634	2001 Nov 19
XAFMS	Square Meeting Table		

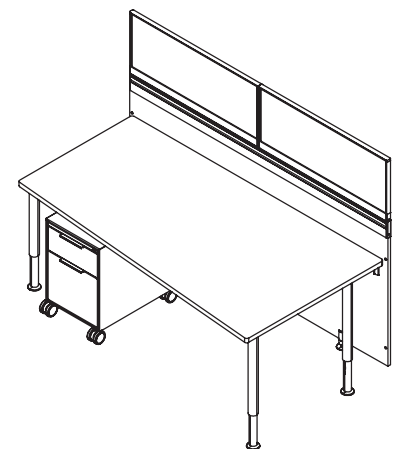
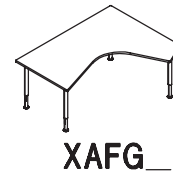
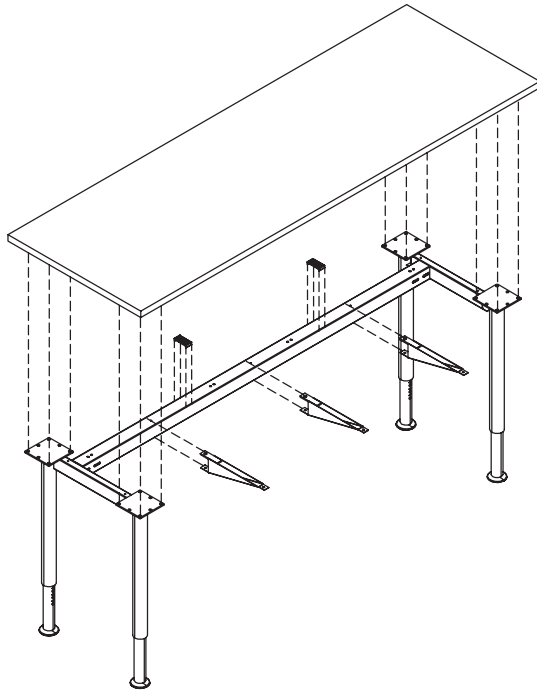
DThe following products have been de-listed effective October 16, 2006:

XAFA	Freestanding Arched Desk	628
XASA	Semi-Supported Arched Desk	628
XASA	Semi-Supported Arched Desk	629
XASC	Semi-Supported Radius Corner Desk	632

Section – **Desking**

Freestanding Desks with Post Legs
Semi-Supported Desks with Post Legs

XAF__P
XAS__P







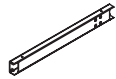


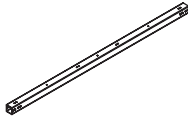







Reference Installation Guides:
No. 627 xm "DC-Leg (XAF__C/XAS__C)"
No. 629 xm "Desk with Service Spine Bracket (XAS_S)"
No. 630 xm "Monopod (XAF_M_/XAS_M_)"
No. 631 xm "Pedestal (XAF_F_/XAS_F_)"

For additional information on this installation contact Teknion **Technical Support**.
Issue Date: 2006 Oct 16

Section – **Desking**

No. **628**

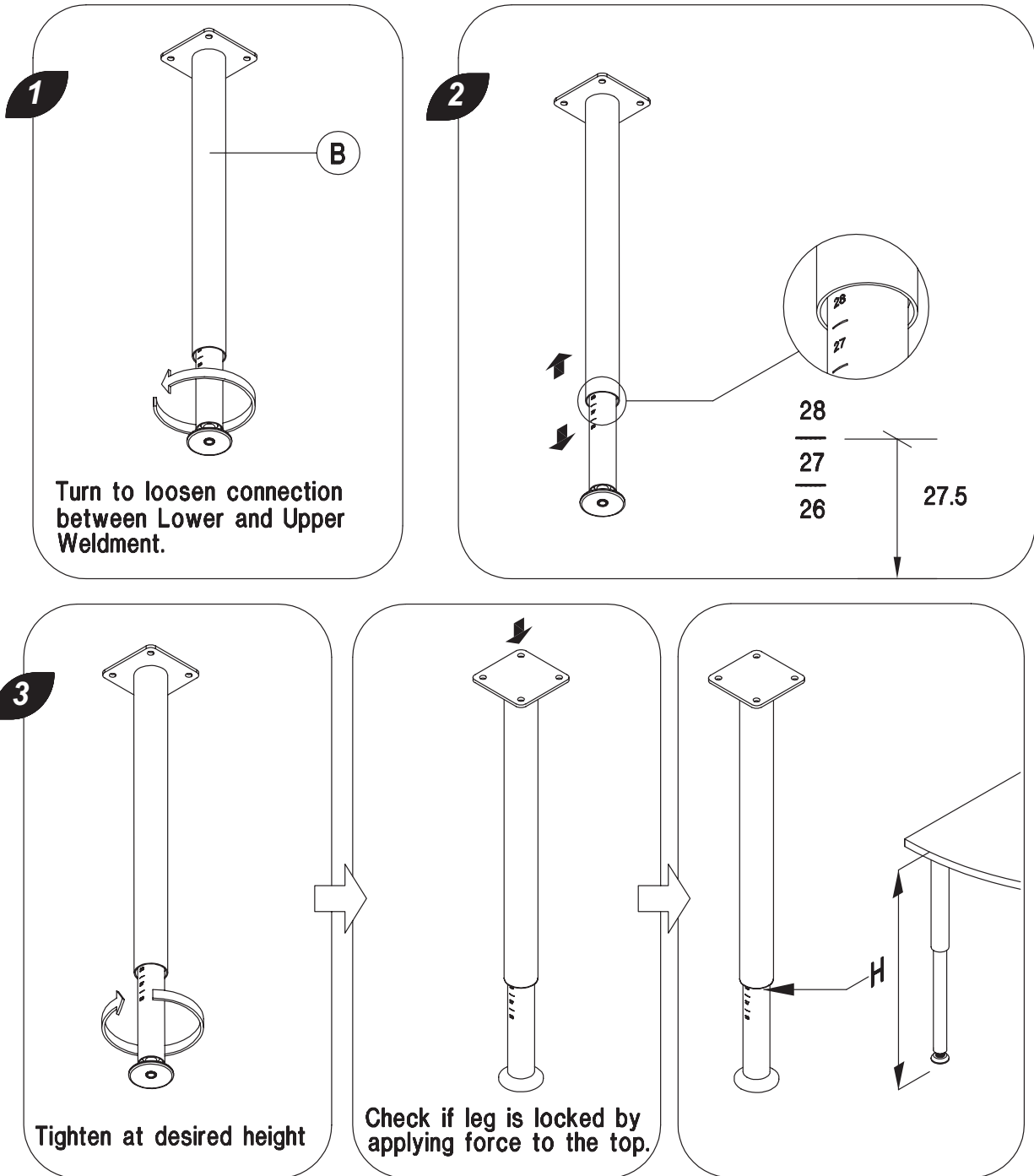
PART/PRODUCT IDENTIFICATION

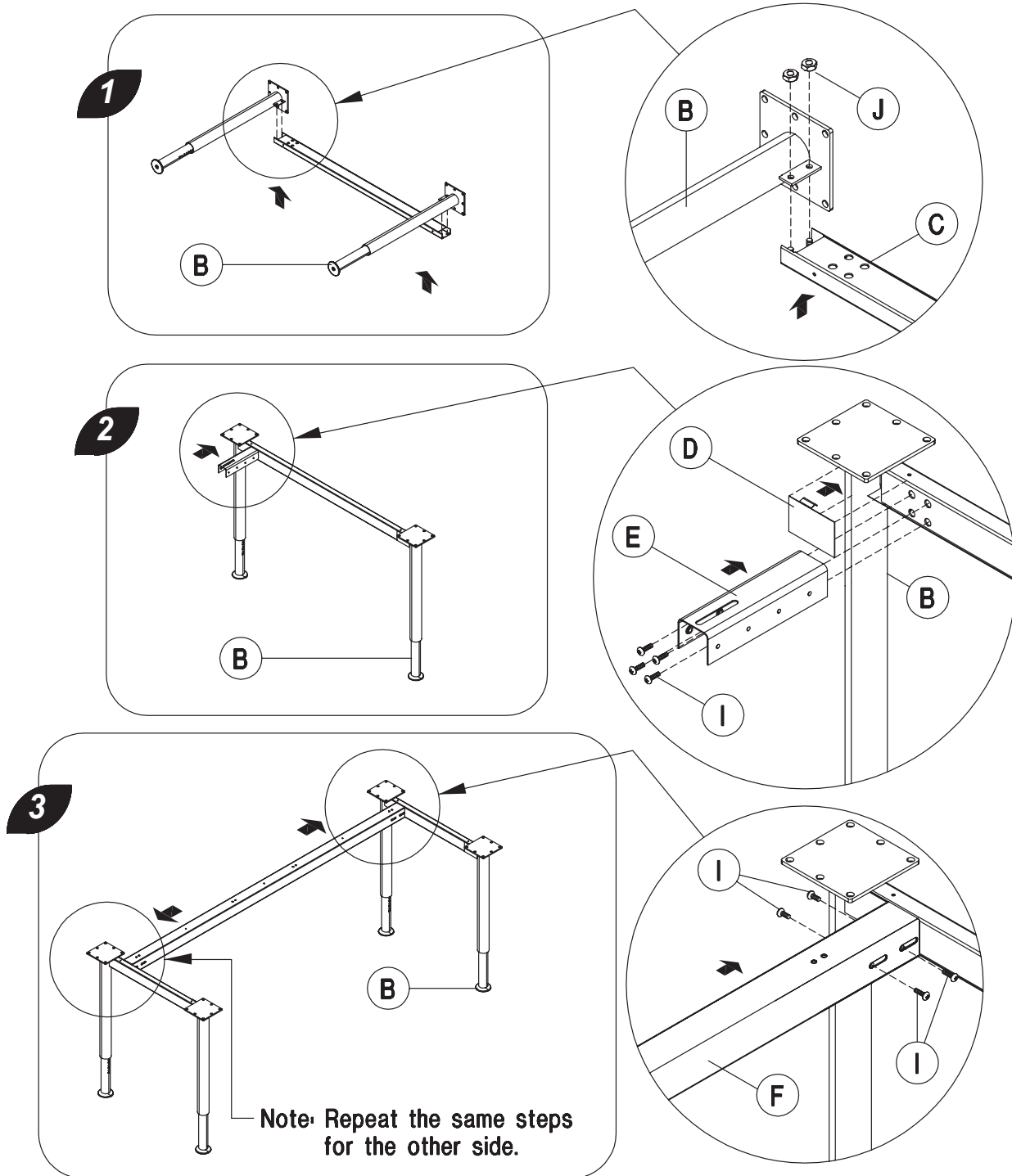
REF	ILLUSTRATION	DESCRIPTION	PART NO. / PROD. CODE
A		Rectangular Worksurface	C05-0541
	OR 	Guest Corner w/15" Return	C05-0548
	OR 	Tapered Worksurface	C05-0550
B		Post Leg w/Leveler	N09-0317
C		Fascia	N09-0281
D		Cover Cap Weldment	N09-0345
E		Beam Attachment Bracket	A15-3388
F		Beam	A19-0386
G		Rib Worksurface Support	N09-0276
H		Worksurface Spacer	N09-0336
I		1/4" - 20 x 1/2" L Cross/Square Comb., Truss Head Machine Screw	E01-0110
J		Nut, Jam 1/4 - 20	E03-2008
K		1/4" - 20 x 3/4" Cross/Square Comb., Truss Head Machine Screw	E01-2010
L		#10 x 3/8" AB Cross/Square Comb., Pan Head Tap Screw	E01-0109
M		#10x3/4" L Flat, Quadrex Self Tapping	E01-0022

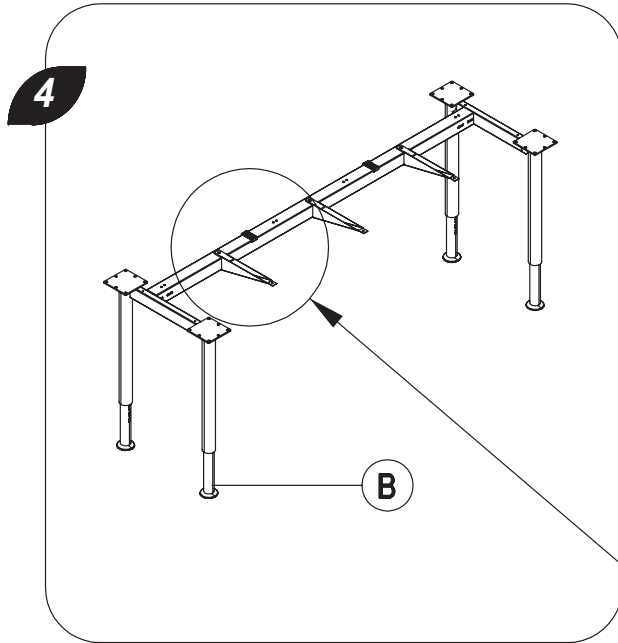
TOOLS REQUIRED:

- Cross Drive (Phillips) #3
- OR
- Square Drive (Robertson) #3
- Socket Wrench 7/16" Socket
- Power Driver

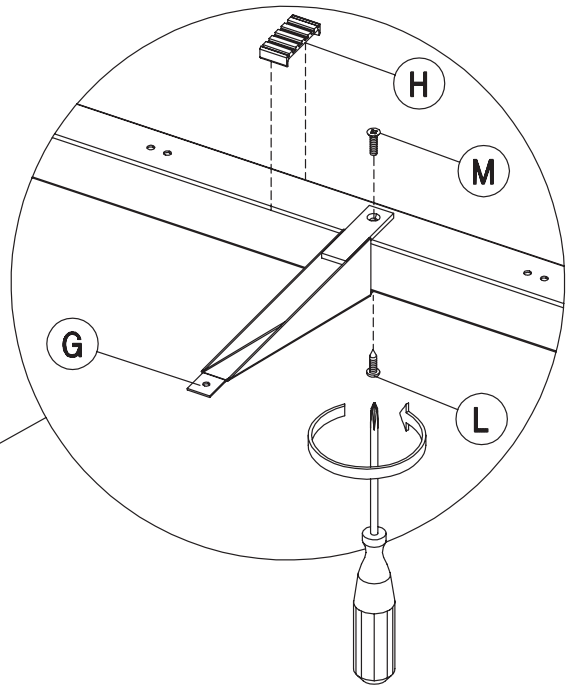
POST LEG HEIGHT ADJUSTMENT



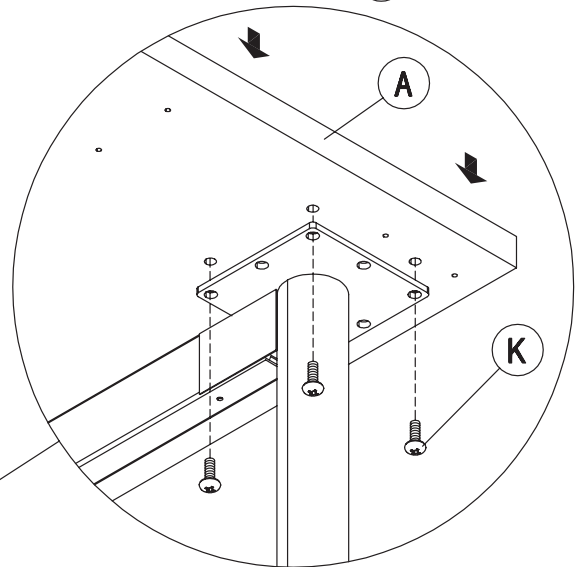
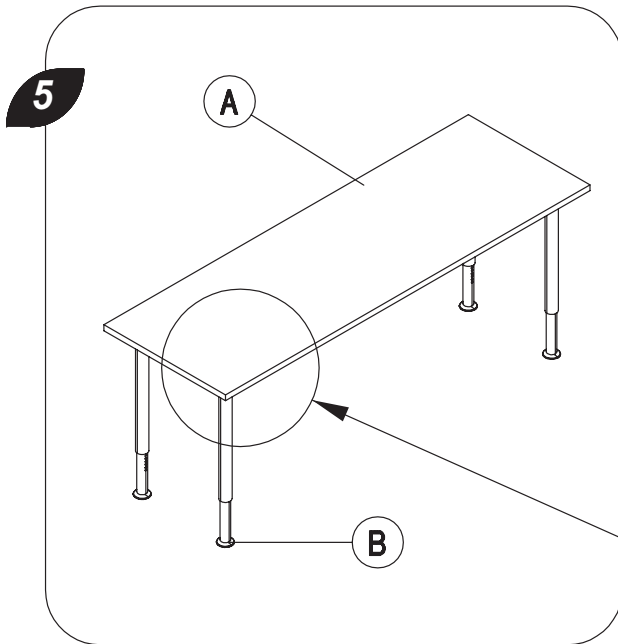








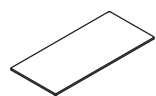
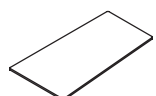
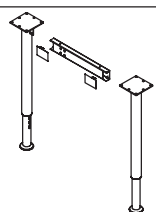
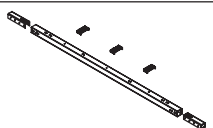
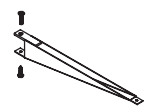
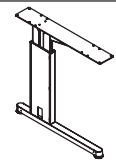
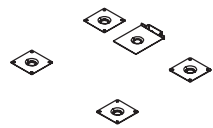
Note:
Prior to installation of Part H, backing paper needs to be removed to expose adhesive tape on underside of Part H.



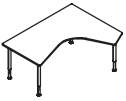


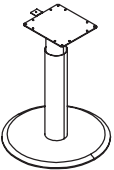
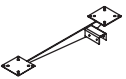
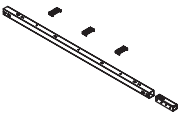


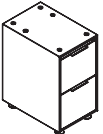
Note: Number of ribs included depends upon the width of the desk.



WHAT'S INCLUDED

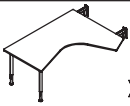
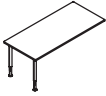


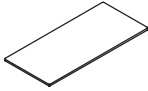
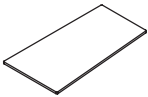
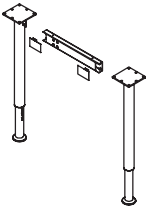
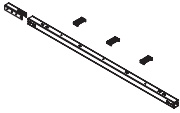
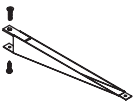
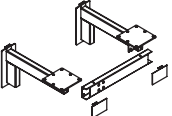
		FREESTANDING DESKS		
		 XAFG_	 XAFR_	 XAFT_
ILLUSTRATION	DESCRIPTION	QUANTITIES		
	Guest Corner w/15" Return C05-0546	1	0	0
	Rectangular Worksurface C05-0541	0	1	0
	Tapered Worksurface C05-0550	0	0	1
	Post Legs Kit XAPL	XAFGPP 2 XAFGMP 1	XAFRPP 2 XAFRPC 1 XAFRFP 1	XAFTPP 2 XAFTPC 1
	Leg Beam Kit X06-0024	XAFGPP 1 XAFGMP 0	1	1
	Rib ws. Support Kit X06-0018	XAFGPP 1 XAFGMP 0	XAFRPP 3 XAFRPC 3 XAFRFP 2	XAFTPP 3 XAFTPC 3
	C-Leg XACL	0	XAFRPC 1	XAFTPC 1
	Ped ws. Hardware Kit X06-0020	0	XAFRFP 1	0

WHAT'S INCLUDED

		FREESTANDING DESKS		
		 XAFG_	 XAFR_	 XAFT_
ILLUSTRATION	DESCRIPTION	QUANTITIES		
	Monopod N09-0328	XAFGMP 1	0	0
	Beam and Rib Kit X06-0031	XAFGMP 1	0	0
	Monopod Beam Kit X06-0028	XAFGPP 0 XAFGMP 1	0	0
	1/4" – 20 x 3/4"L Cross/Square Comb., Pan Head Machine Screw E01-2010	XAFGMP 12	0	0
	#10 x 1/2"L Cross/Square Comb., Pan Head Screw E01-0023	XAFGMP 2	0	0
	Pedestal XSPF	0	For Desk XAFRFP Pedestal must be Ordered Separately	0

Section – **Desking**

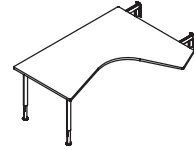
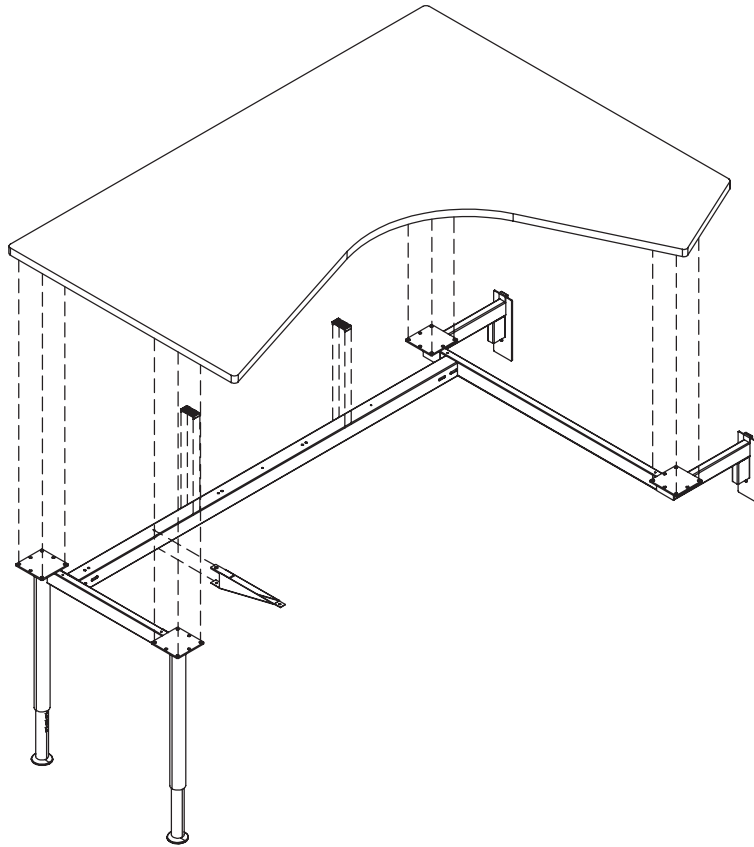
WHAT'S INCLUDED

		SEMI-SUPPORTED DESKS		
		 XASG_	 XASR_	 XAST_
ILLUSTRATION	DESCRIPTION	QUANTITIES		
	Guest Corner w/15" Return C05-0546	1	0	0
	Rectangular Worksurface C05-0541	0	1	0
	Tapered Worksurface C05-0550	0	0	1
	Post Legs Kit XAPL	XASGSP 1	XASRSP 1 XASRLP 1	XASTSP_ 1 XASTLP_ 1
	Leg Beam Kit X06-0024	XASGSP 1	1	1
	Rib WS Support Kit X06-0018	1	3	3
	Service Spine Bracket Kit XASM	1	XASRSP 1 XASRLP 0	XASTSP_ 1 XASTLP_ 0

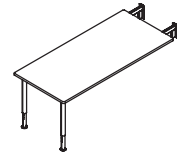
Section – **Desking**

Semi-Supported Desks with Service Spine Bracket

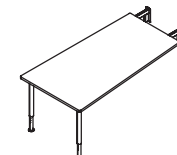
XAS_S_



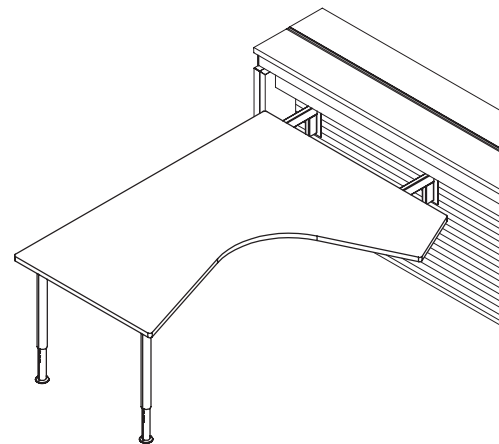
XASGS_



XASRS_



XASTS_



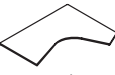

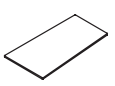




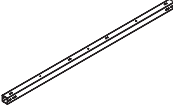







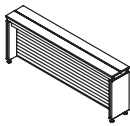
Reference Installation Guides:

- No. 627 xm "DC-Leg (XAF__C/XAS__C)"
- No. 628 xm "Post Legs (XAF__P/XAS__P)"
- No. 630 xm "Monopod (XAF__M_/XAS__M_)"
- No. 631 xm "Pedestal (XAF__F_/XAS__F_)"

For additional information on this installation contact Teknion **Technical Support**.

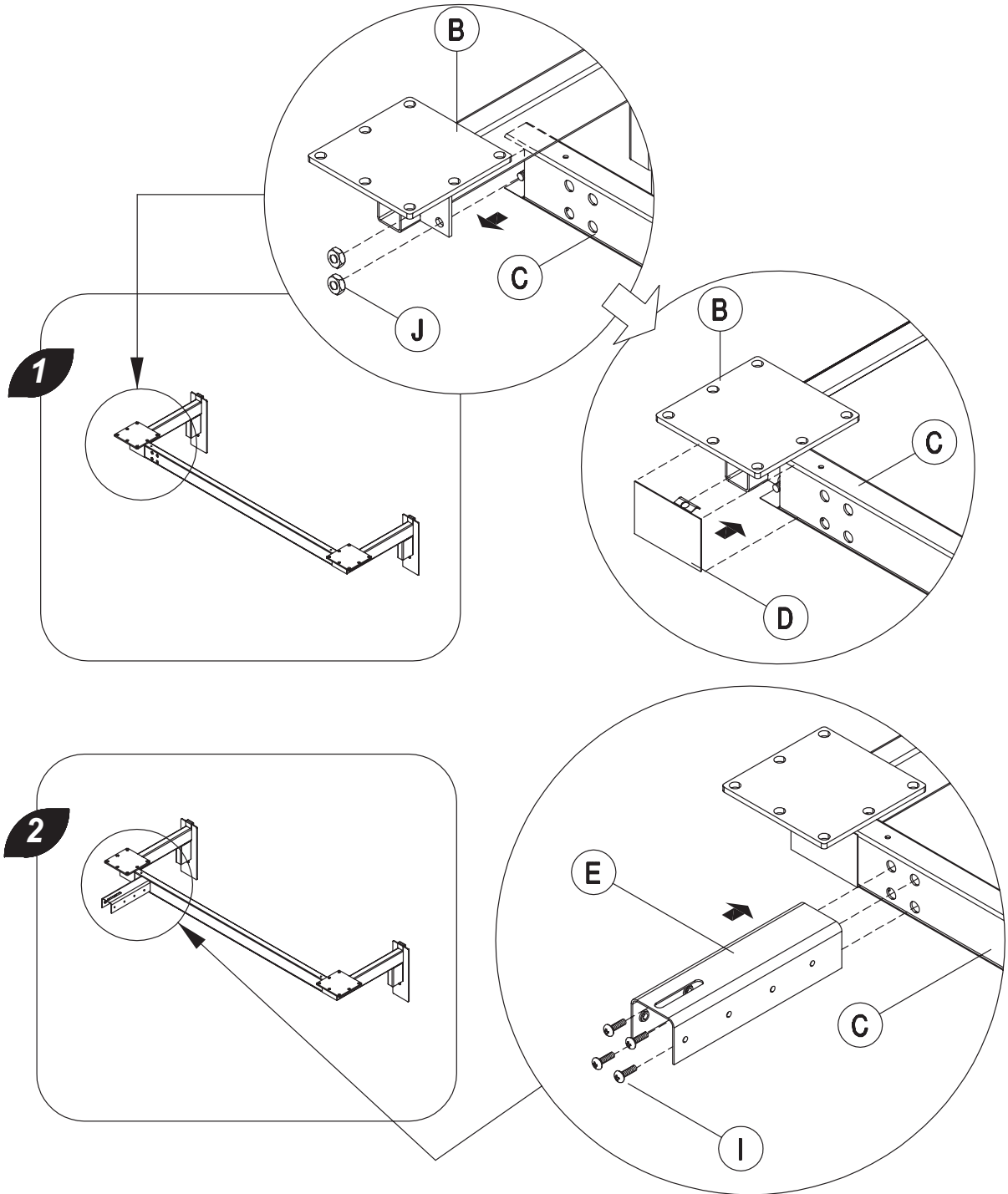
Issue Date: 2006 Oct 16

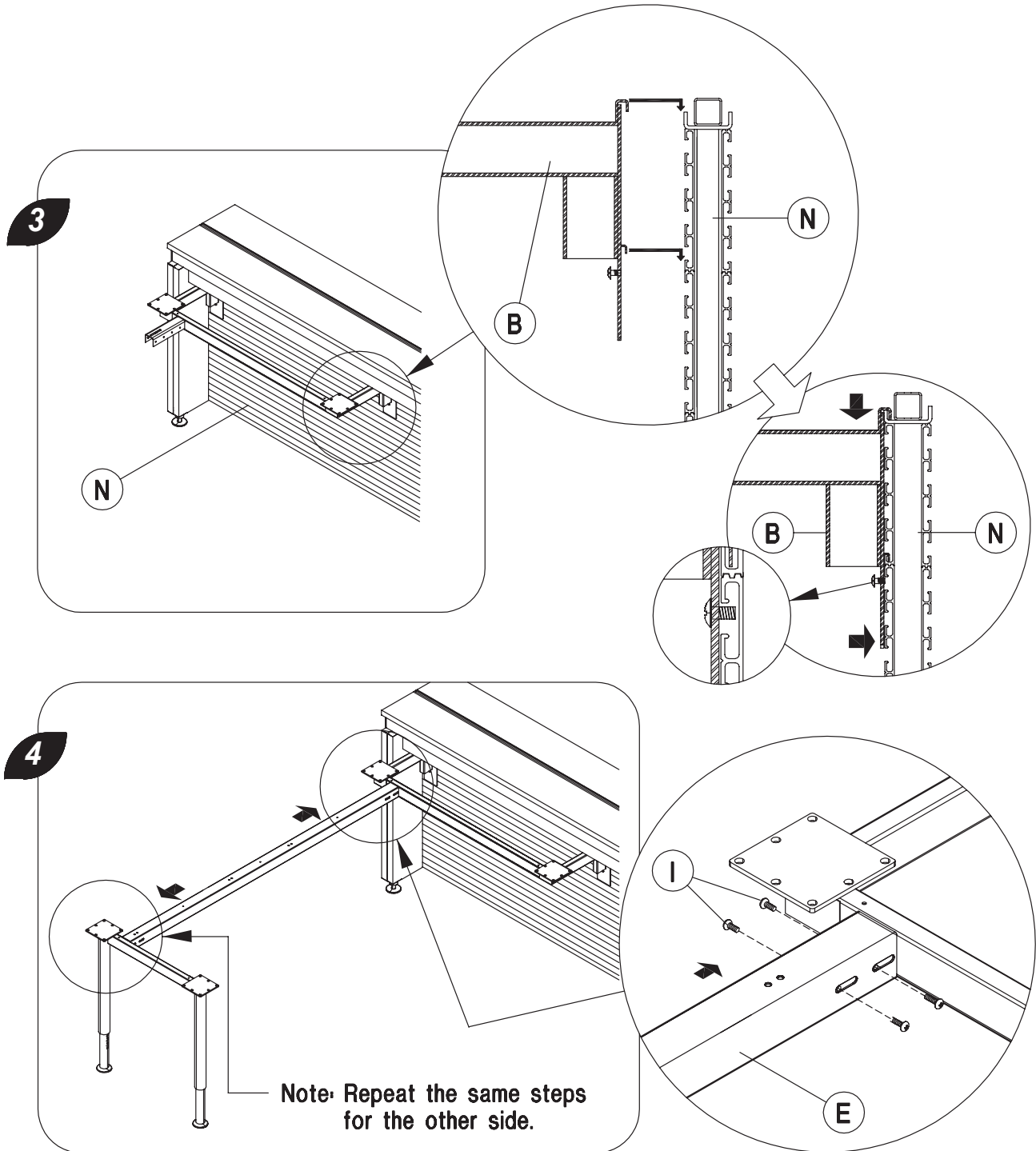
PART/PRODUCT IDENTIFICATION

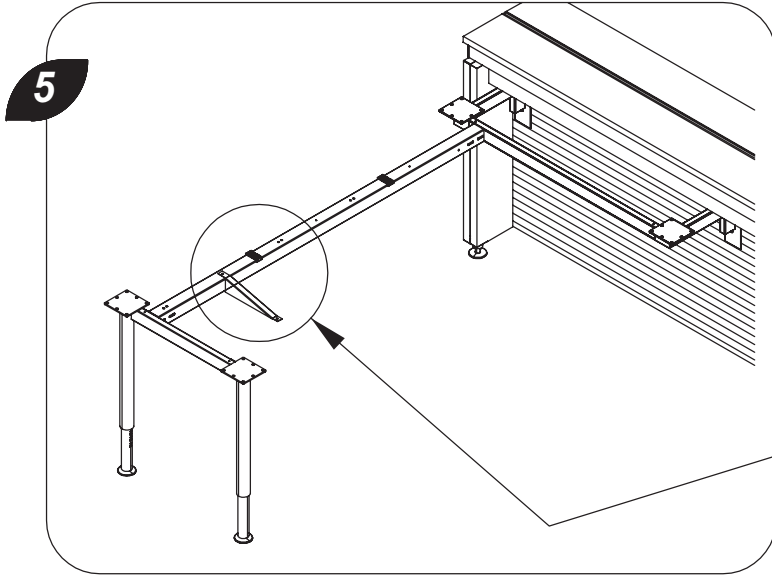
REF	ILLUSTRATION	DESCRIPTION	PART NO. / PROD. CODE
A		Guest Corner w/15" Return	C05-0546
	OR 	Rectangular Worksurface	C05-0541
	OR 	Tapered Worksurface	C05-0550
B		Spine Mount Bracket (Right) Spine Mount Bracket (Left)	N09-0362 N09-0363
C		Fascia	N09-0281
D		Cover Cap Weldment	N09-0345
E		Beam Attachment Bracket	A15-3388
F		Beam	A19-0386
G		Rib Worksurface Support	N09-0276
H		Worksurface Spacer	N09-0336
I		1/4" - 20 x 1/2" L Quadrex, Truss Machine Screw	E01-0110
J		Nut, Jam 1/4-20	E03-2008
K		1/4" - 20 x 3/4" L Quadrex, Truss Machine Screw	E01-2010
L		#10x1/2" L Pan, Quadrex Self Tapping	E01-0023
M		#10x3/4" L Flat, Quadrex Self Tapping	E01-0022
N		Service Spine	XDS

TOOLS REQUIRED:

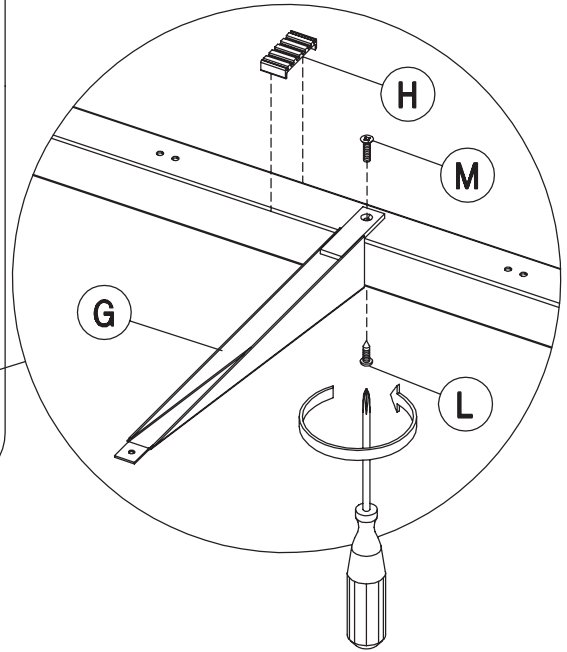
- Cross Drive (Phillips) #3
OR
Square Drive (Robertson) #3
- Power Driver
- Socket Wrench
7/16" Socket



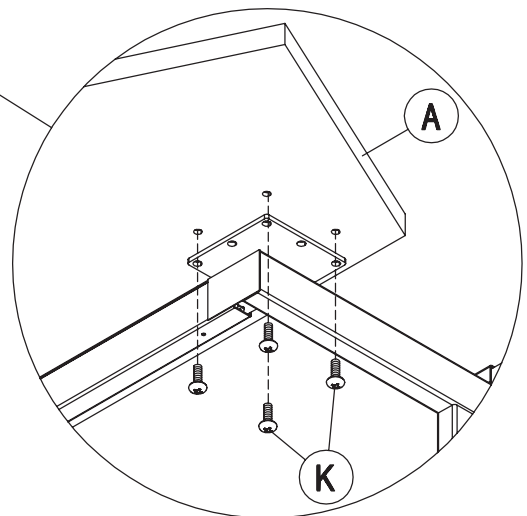
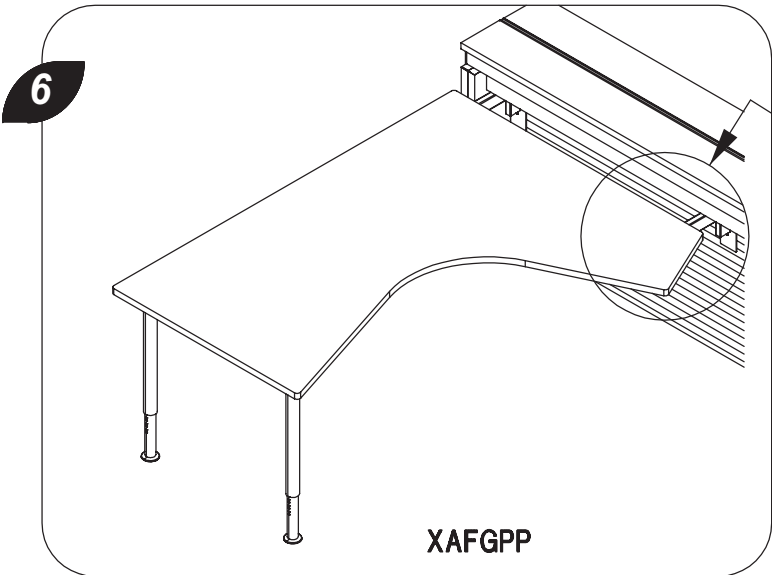






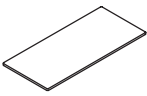
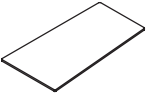
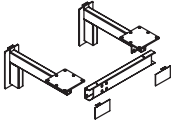
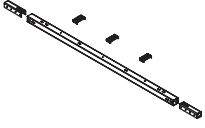
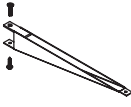
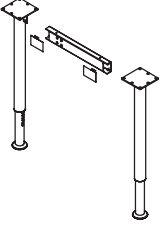
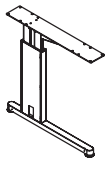


Note: Number of ribs included depends upon the width of the desk.



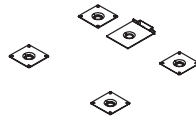
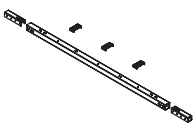
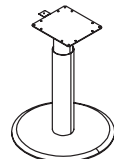
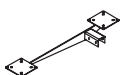



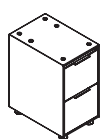
Note:
Prior to installation of Part H, backing paper needs to be removed to expose adhesive tape on underside of Part H.



		WHAT'S INCLUDED		
		SEMI-SUPPORTED DESKS		
		 XASGS_	 XASRS_	 XASTS_
QUANTITIES	QUANTITIES	QUANTITIES		
	Guest Corner w/15" Return C05-0546	1	0	0
	Rectangular Worksurface C05-0541	0	1	0
	Tapered Worksurface C05-0550	0	0	1
	Service Spine Bracket Kit XASM	1	1	1
	Leg Beam Kit X06-0024	XASGSP 1 XASGSM 0	1	1
	Rib WS Support Kit X06-0018	XASGSP 1	3	3
	Post Legs Kit XAPL	XASGSP 1	XASRSP 1 XASRLP 1	XASTSP_ 1 XASTLP_ 1
	C-Leg XACL	0	XASRSC 1	XASTSC 1

Section – Desking

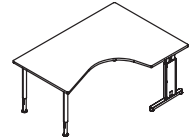
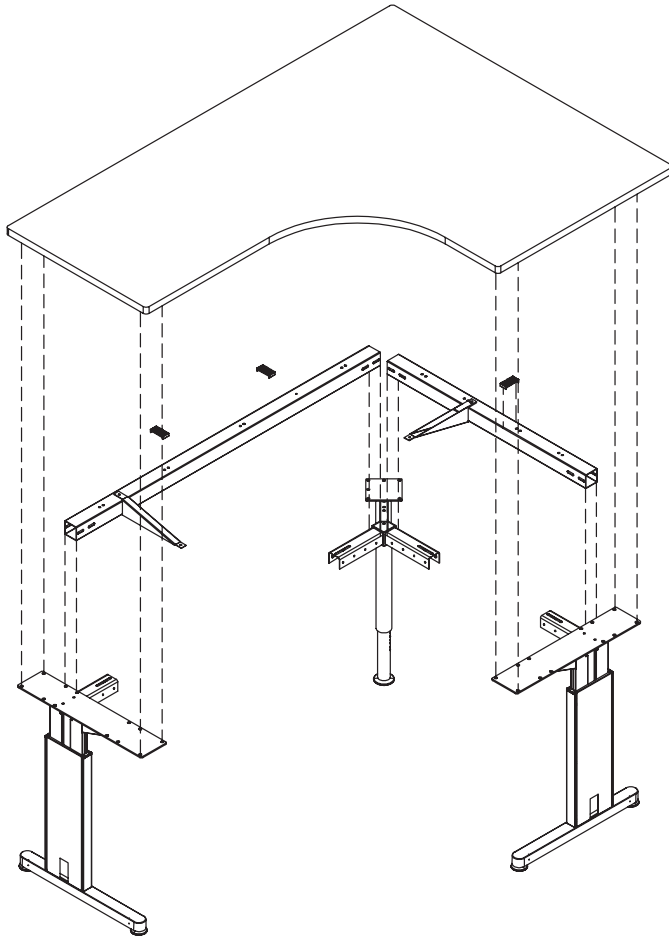
WHAT'S INCLUDED

ILLUSTRATION	DESCRIPTION	SEMI-SUPPORTED DESKS		
		XASGS_	XASRS_	XASTS_
	Ped WS Hardware Kit X06-0020	0	XASRF 1	0
	Ped Beam Kit X06-0025	0	XASRF 1	0
	Monopod N09-0328	XASGSM 1	0	0
	Beam and Rib Kit X06-0031	XASGSM 1	0	0
	Monopod Beam Kit X06-0028	XASGSM 1	0	0
	1/4" – 20 x 3/4"L Cross/Square Comb., Pan Head Machine Screw E01-2010	XASGSM 12	0	0
	#10 x 1/2"L Cross/Square Comb., Pan Head Screw E01-0023	XASGSM 2	0	0
	Pedestal XSPF	0	For Desk XASRF Pedestal must be Ordered Separately	0

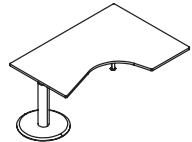
Section – **Desking**

Freestanding Guest with 24" Return
Semi-Supported Guest with 24" Return
Freestanding Radius Corner

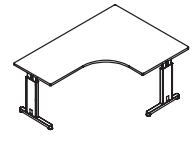
XAFG__
XASG__
XAFC__



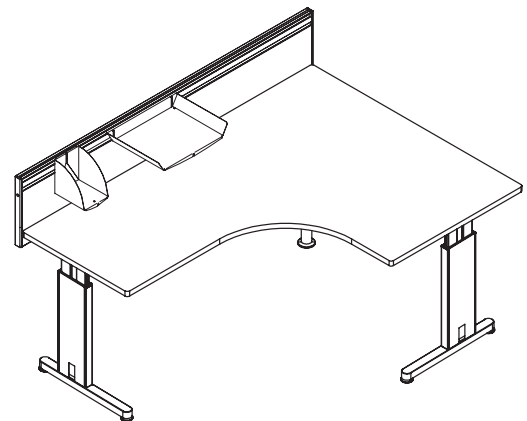
XAFG__



XASG__



XAFC__



Reference Installation Guides:

- No. 627 xm "DC-Leg (XAF__C/XAS__C)"
- No. 628 xm "Post Legs (XAF__P/XAS__P)"
- No. 630 xm "Monopod (XAF_M_/XAS_M_)"
- No. 631 xm "Pedestal (XAF_F_/XAS_F_)"

For additional information on this installation contact Teknion **Technical Support**.

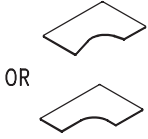




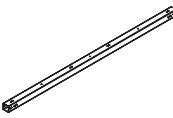








Issue Date: 2006 Oct 16

Section – **Desking**

No. **632**

PART/PRODUCT IDENTIFICATION AND WHAT'S INCLUDED

TOOLS REQUIRED:


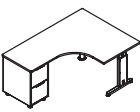


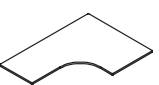
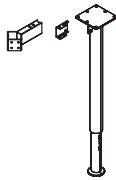
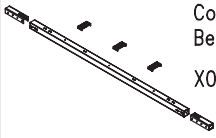
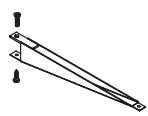
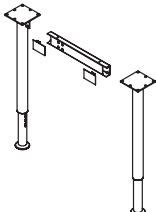
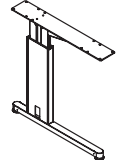
REF.	ILLUSTRATION	DESCRIPTION	PART NO. / PROD. CODE
A	OR 	Guest Corner w/24" Return Worksurface	C05-0549
		Radius Corner Worksurface	C05-0545
B		Post Leg w/Leveler	N09-0317
C		Corner Bracket Interface	N09-0274
D		90° Corner Bracket	N09-0279
E		Beam Attachment Bracket	A15-3388
F		Beam	A19-0386
G		Rib Worksurface Support	N09-0276
H		Worksurface Spacer	N09-0336
I		1/4" - 20 x 1/2"L Quadrex, Truss Machine Screw	E01-0110
J		Nut, Jam 1/4 - 20	E03-2008
K		1/4" - 20 x 3/4"L Quadrex, Truss Machine Screw	E01-2010
L		#10 x 3/8" AB Cross/Square Comb., Pan Head Tap Screw	E01-0109
M		#10 x 3/4"L Cross/Square Comb., Flat Head Tap Screw	E01-0022
N		C-Leg	XACL

- Cross Drive (Phillips) #3
OR
Square Drive (Robertson) #3
- Level

- Power Driver


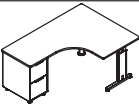

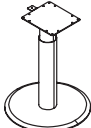




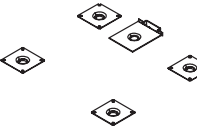

- Socket Wrench
7/16" Socket

WHAT'S INCLUDED

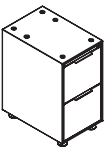
		FREESTANDING DESKS		SEMI-SUPPORTED DESKS
		 XAFG_	 X AFC_	 XASG_
		QUANTITIES		
	Guest Corner w/24"Return Worksurface C05-0549	1	0	1
	Radius Corner Worksurface C05-0545	0	1	0
	Corner Post Leg Kit X06-0030	1	1	1
	Corner Leg Beam Kit X06-0027	XAFGPC 2 XAFGMC 1	XAFCPC 2 XAFCCC 2 XAFCFE 1	XASGLP 2 XASGLM 1
	Rib Worksurface Support Kit X06-0018	XAFGPC 2 XAFGMC 1	XAFCPC 3 XAFCCC 3 XAFCFE 2	XASGLP 3 XASGLM 1
	Post Legs Kit XAPL	XAFGPC 1 XAFGMC 0	XAFCPC 1 XAFCCC 0 XAFCFE 0	XASGLP 1
	C-Leg XACL	XAFGPC 1 XAFGMC 1	XAFCPC 1 XAFCCC 2 XAFCFE 1	0

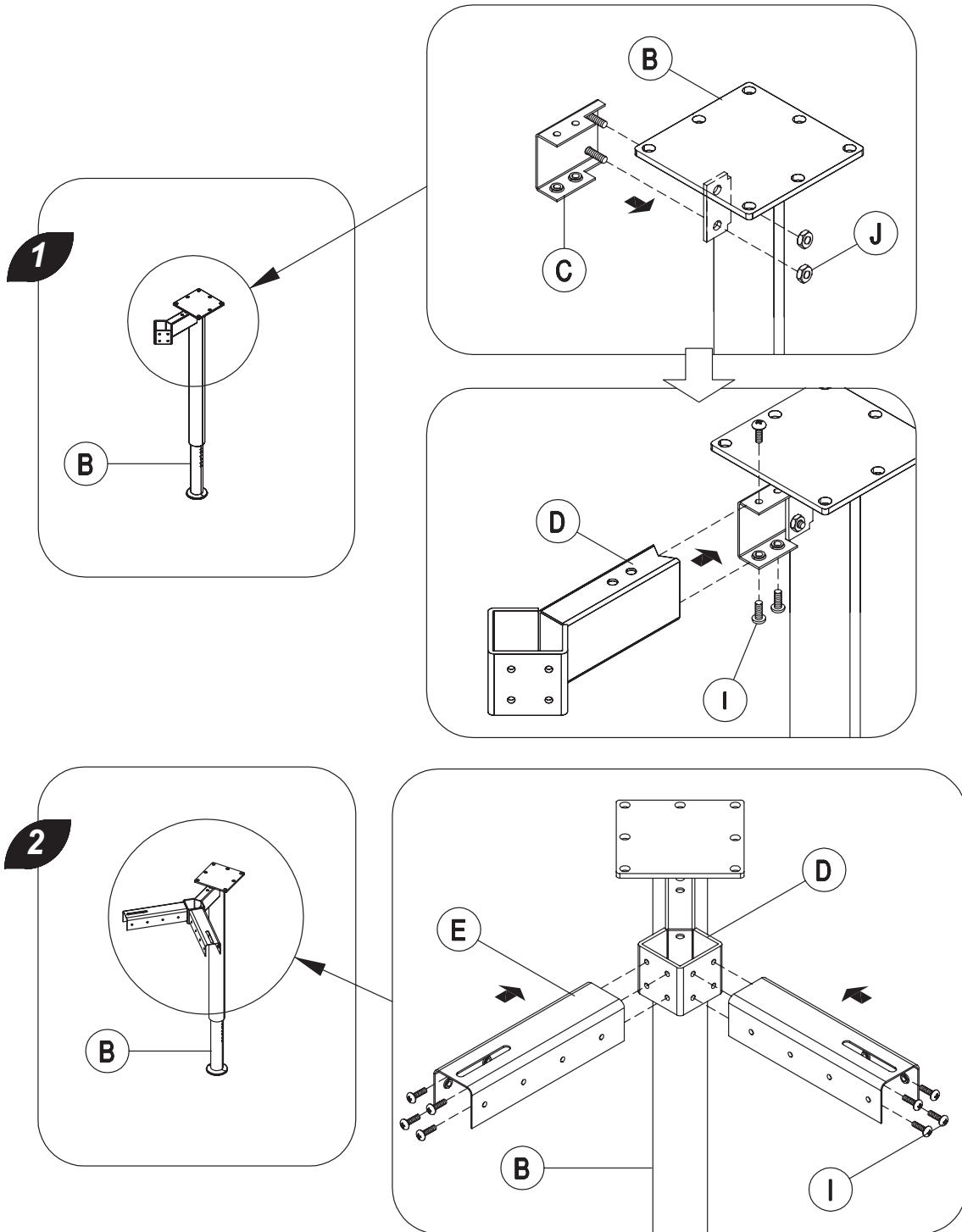
Section – **Desking**

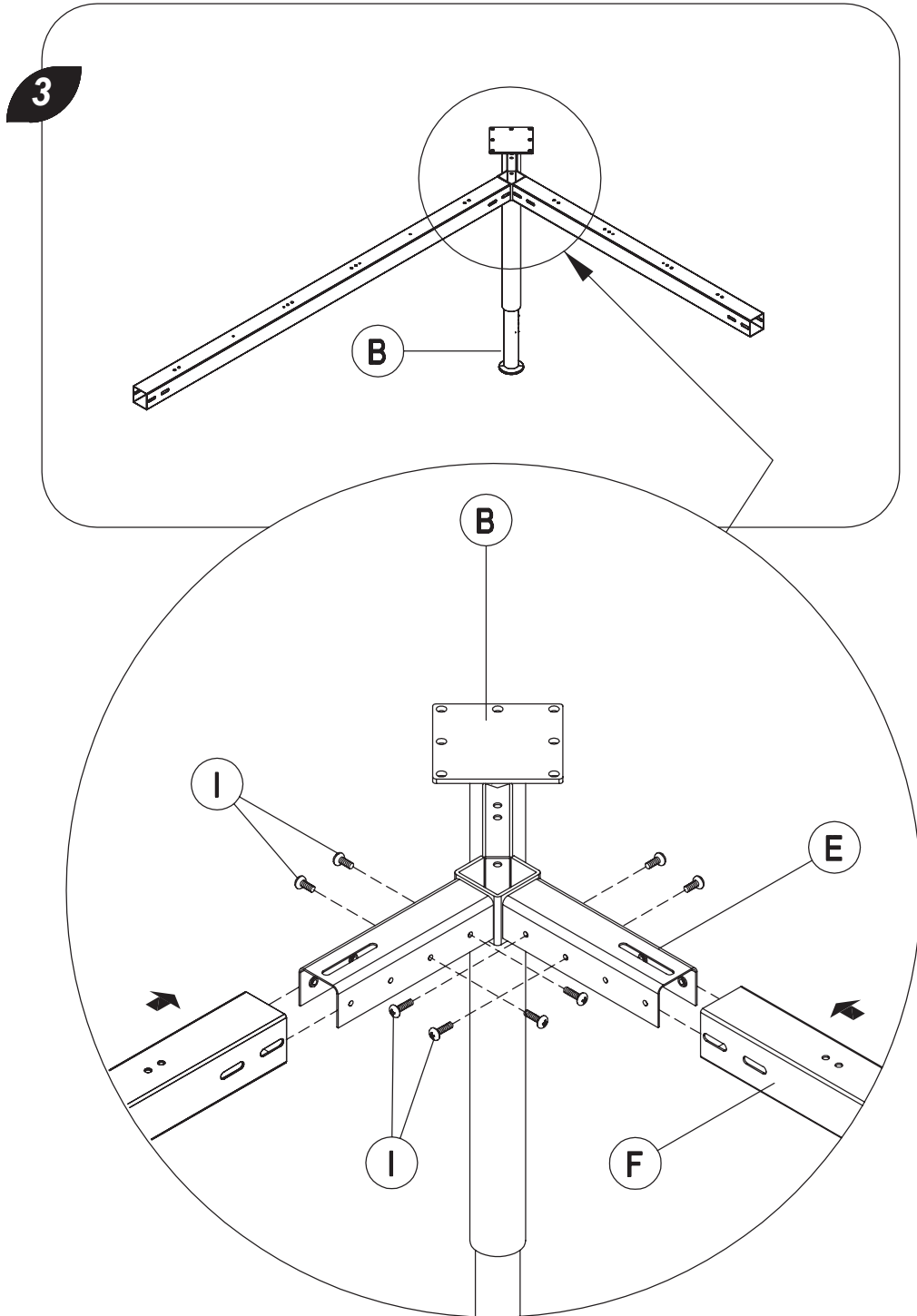
WHAT'S INCLUDED

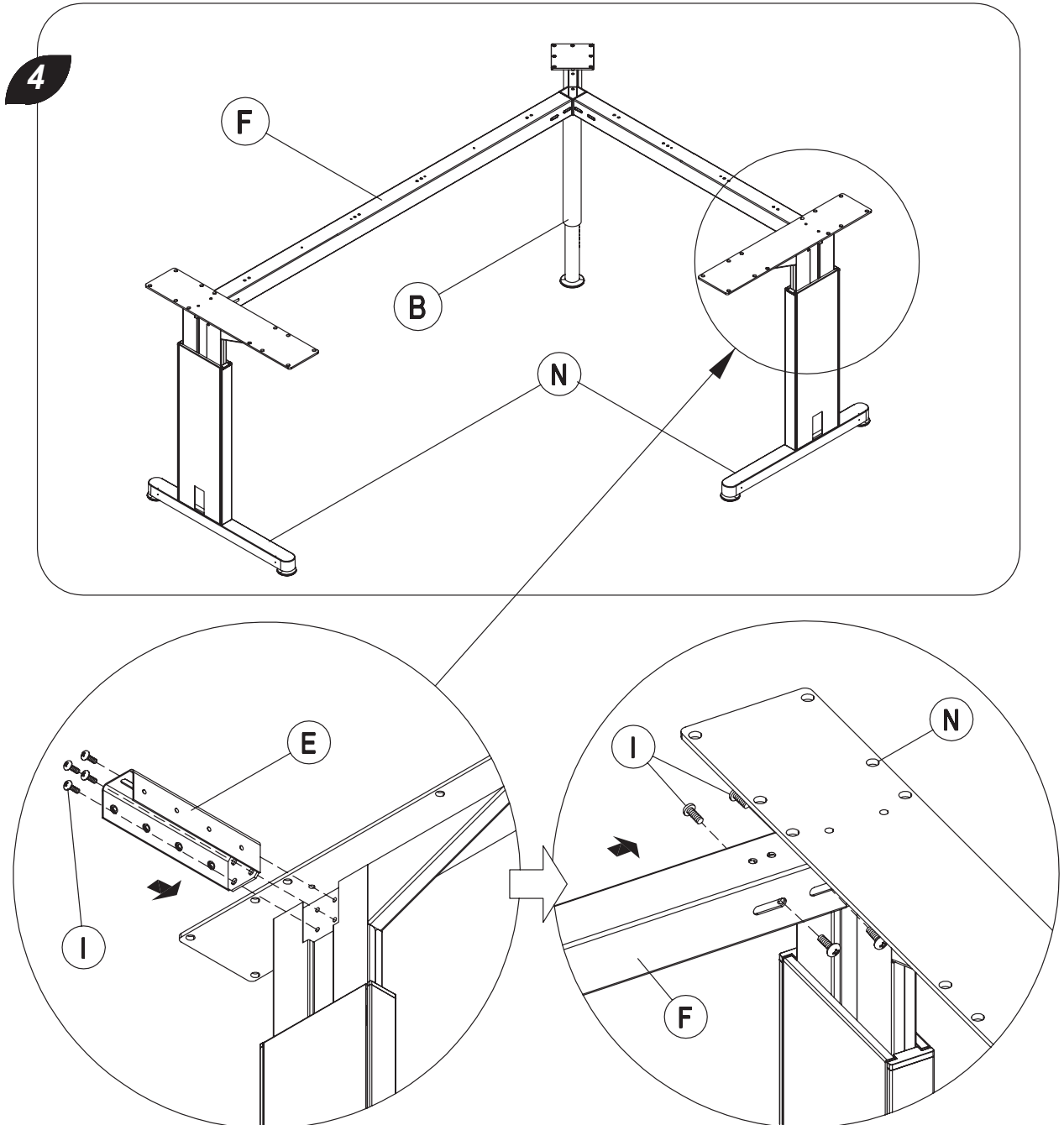
		FREESTANDING DESKS		SEMI-SUPPORTED DESKS
		 XAFG_	 XAFC_	 XASG_
		QUANTITIES		
	Monopod N09-0328	XAFGMC 1	0	XASGLM 1
	Beam and Rib Kit X06-0031	XAFGMC 1	0	XASGLM 1
	Monopod Beam Kit X06-0029	XAFGMC 1	0	XASGLM 1
	1/4" - 20 x 3/4"L Cross/Square Comb., Pan Head Machine Screw E01-2010	XAFGMC 12	0	XASGLM 12
	#10 x 1/2"L Cross/Square Comb., Pan Head Screw E01-0023	XAFGMC 2	0	XAFGMC 2
	Ped WS Hardware Kit X06-0020	0	XAFCFC 1	0
	Corner Ped Beam Kit X06-0026	0	XAFCFC 1	0

Note: For installation of Pedestal, refer to Installation Guide # 631.

	Pedestal XSPF	0	For Desk XAFCFC Pedestal must be ordered separately
---	------------------	---	---

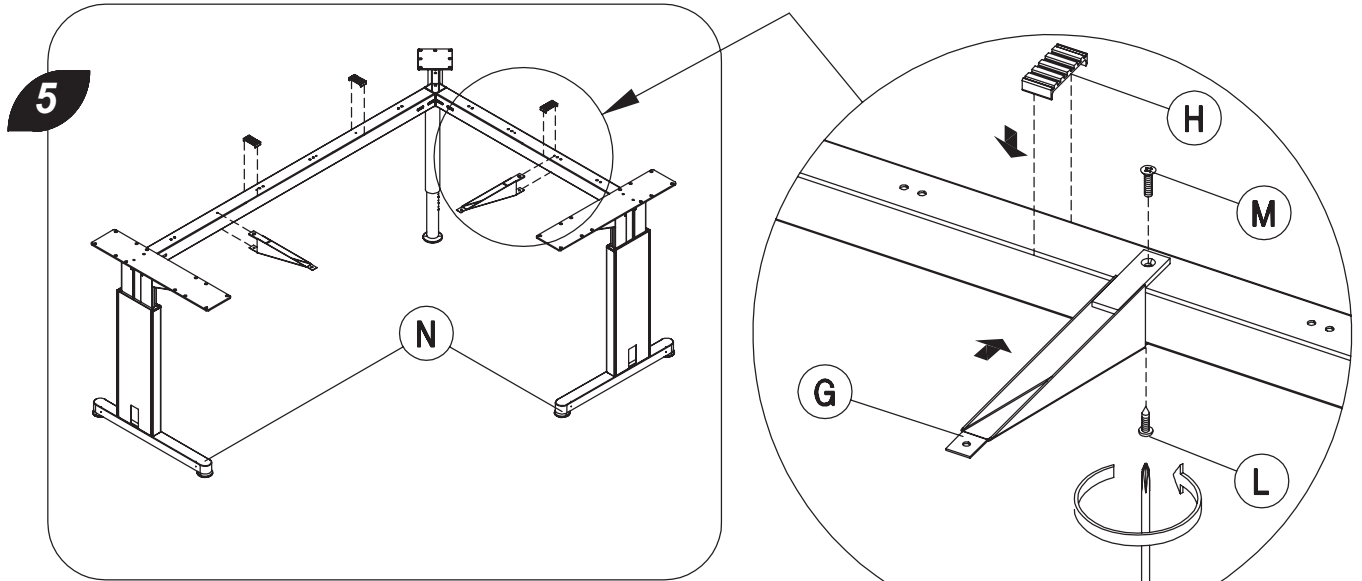






Note: For installation of non-shared C-Leg, refer to Installation Guide # 627.

Section – **Desking**



Note:
Prior to installation of Part H, backing paper needs to be removed to expose adhesive tape on underside of Part H.

Number of ribs included depends upon the width of the desk.

